

N series

**Catalogue of commercial
parts of QingLing Motors**



POWERSTAR



Foreword

In order to help you inquire and use the catalogue, relevant issues are described as follows:

1. This catalogue applies to N-series vehicle model produced by QingLing Motors Co., Ltd. (hereinafter referred to as QingLing Motors).
2. The “4JB1 engine” means the 100P vehicle models with 4JB1 engine.
4KH1 engine in this catalog means the 600P series car type carrying 4KH1-TC engine.
3. QingLing Motors has produced N-series vehicle models with wheel base of 2490mm, 2765mm, 3360mm and 3815mm.

The cab has two types: single row seats and crew row seats

4. In the column of the “applicable model/applicable state/note”, it shall be divided by different wheel bases.
5. Example for inquiry:

Example 1:

- ① It indicates that in the 600P vehicle models with wheel base of 2765, 3360 and 3815, only the single cab vehicle models are applicable, and the crew cab vehicle models are not applied.
- ② It indicates that in the 100P vehicle models with wheel base of 2490, 2765 and 3360, only the single cab vehicle models are applicable, and the crew cab vehicle models are not applied.
- ③ It indicates that in the 600P vehicle models with wheel base of 2765, 3360 and 3815, only the crew cab vehicle models are applicable, and the single cab vehicle models are not applied.
- ④ It indicates that in the 100P vehicle models with wheel base of 2490, 2765 and 3360, only the crew cab vehicle models are applicable, and the single cab vehicle models are not applied.
- ⑤ It indicates that in the 600P vehicle models with wheel base of 2765, 3360 and 3815, only the single cab wide-bodied (container) vehicle models with wheel base of 3815 are not applied, and the others are applicable.
- ⑥ It indicates that in the 100P vehicle models with wheel base of 2490, 2765 and 3360, only the crew cab vehicle models with wheel base of 2490 and 2765 are not applied, and the others are applicable.
- ⑦ It indicates that both 100P and 600P vehicle models are applicable.

Wire harness and fuse						8-10
Cab harness						Figure No.
S/N	Recommended specification / name of part					
	Isuzu figure No.	QingLing figure No.	Left/Right	Qty.	Applicable models / applicable status / notes	
					A Wheelbase 2490mm B Wheelbase 2765mm C Wheelbase 3360mm D Wheelbase 3815mm	
204	--- Wire harness- driver seat side ①					
	8-97373-497-0	3724450-850		01	BCD 4KH1 engine, only for single cab	
			②		ABC 4JB1 engine, only for single cab	
	8-97162-632-2	3724450-801		01	BCD 4KH1 engine only crew cab and auxiliary seat side	
			③		ABC 4JB1 engine only crew cab and auxiliary seat side	
	8-97373-496-0	3724470-801		01	BCD 4KH1 engine, only for crew cab	
					ABC 4JB1 engine, only for crew cab	
329	--- Wire harness- starter ground ④					
	8-97260-486-0	3724310-803		01	ABC Only for 4JB1 engine	
	8-97305-771-0	3724310-850		01	BCD Only 4KH1 engine	
347	--- Rear combined lamp harness ⑤					
	8-97356-373-0	3724430-803		01	BCD 4KH1 engine (Except the single cab wide-bodied vehicle model with wheel base of 3815)	
			⑥		ABC 4JB1 engine (Except the crew cab vehicle model with wheel base of 2490 and 2765)	
	8-97357-190-0	3724430-801		01	AB 4JB1 engine (only for crew cab vehicle models with wheel base of 2490 and 2765)	
		3724430-861/A		01	D 4KH1 engine (Only apply to single cab wide-bodied vehicle model with wheel base of 3815)	
444	--- Hole guard ring - fuse box ⑦					
	8-94279-078-0			02	ABCD Outer diameter=8×8 Length = 7.5 M5	
453	--- Protective sleeve-harness					
	8-94417-716-0			01	BCD Only 4KH1 engine (F)	

Example 2:

Rear-axle main reducer						4-25
						Figure No.
Recommended specification / name of part						
S/N	Isuzu figure No.	QingLing figure No.	Left/Right	Qty.	Applicable models / applicable status / notes	
					A	B
						Wheelbase 2490mm
						Wheelbase 2765mm
						Wheelbase 3360mm
						Wheelbase 3815mm
73	--- Adjusting shim- differential housing assembly					
	9-41519-602-0			As required	AB	Except single cab vehicle model with 4JB1 engine, wheelbase of 2765, payload of 2.2T and crew cab vehicle model with payload of 1.85T
82	--- Spider-differential					
	9-41521-611-0	2402247-802		01	AB	Except single cab vehicle model with 4JB1 engine, wheelbase of 2765, payload of 2.2T and crew cab vehicle model with payload of 1.85T
	5-41521-008-0	2402247-803		01	BCD	4KH1 engine
					BC	Except single cab vehicle model with 4JB1 engine, wheelbase of 2765, payload of 1.95T and crew cab vehicle model with payload of 1.75T

① It indicates that in the 100P vehicle models with wheel base of 2490 and 2765, only the single cab vehicle model with wheel base of 3765 and payload of 2.2T and the crew cab vehicle model with payload of 1.85T are not applied, and others are applicable.

② It indicates that the 600P vehicle models with wheel base of 2765, 3360 and 3815 are applicable.

6. All right reserved. All or any part of the catalogue shall not be reprinted without the written consent of QingLing MotorsCo., Ltd.

7. QingLing Motors Co., Ltd. reserves the right to change the contents at any time without prior notice.

Table of contents of 4KH1-TC engine

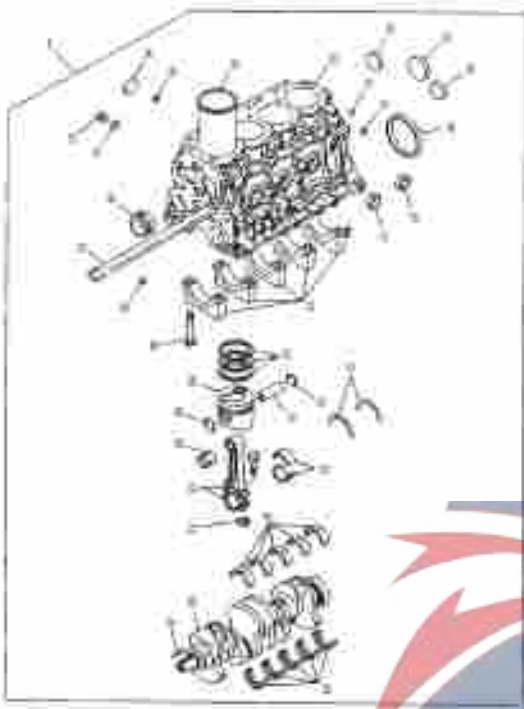

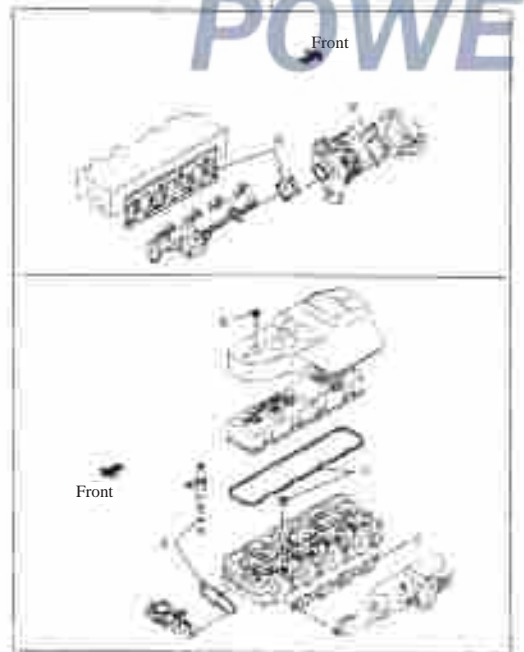
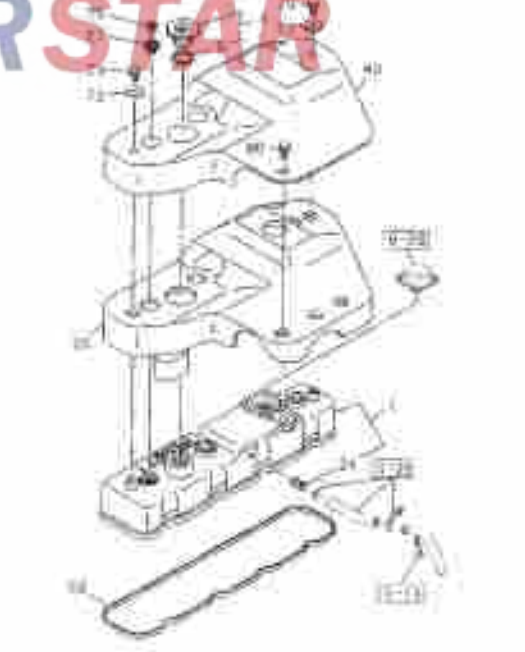
0-01 <small>Figure No.</small>	Middle cylinder of the engine	0-05 <small>Figure No.</small>	Major repair kit of engine
			
<p style="text-align: center;">P - 2</p>		<p style="text-align: center;">P - 4</p>	
Major repair kit of engine cylinder cover		0-05 <small>Figure No.</small>	Cylinder cover
			
<p style="text-align: center;">P - 5</p>		<p style="text-align: center;">P - 7</p>	

Table of contents of 4KH1-TC engine

<p>0-11 Figure No.</p>	<p>Cylinder head</p>	<p>0-12 Figure No.</p>	<p>Cylinder body Cylinder body and cylinder sleeve assembly</p>
<p>P-10</p>		<p>P-14</p>	

<p>Cylinder body Switches and other parts</p>	<p>0-12 Figure No.</p>	<p>0-12 Figure No.</p>	<p>Cylinder body Rubber gasket and cover plate</p>
	<p>2</p>		
<p>P-15</p>	<p>2</p>		<p>P-16</p>

Table of contents of 4KH1-TC engine

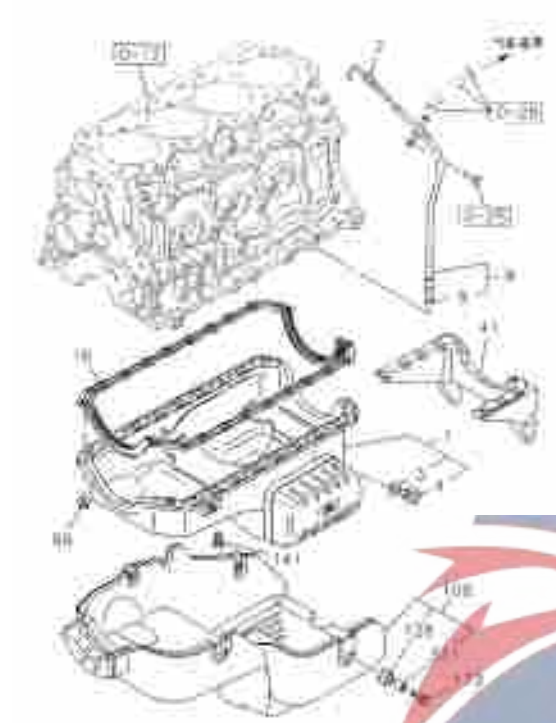
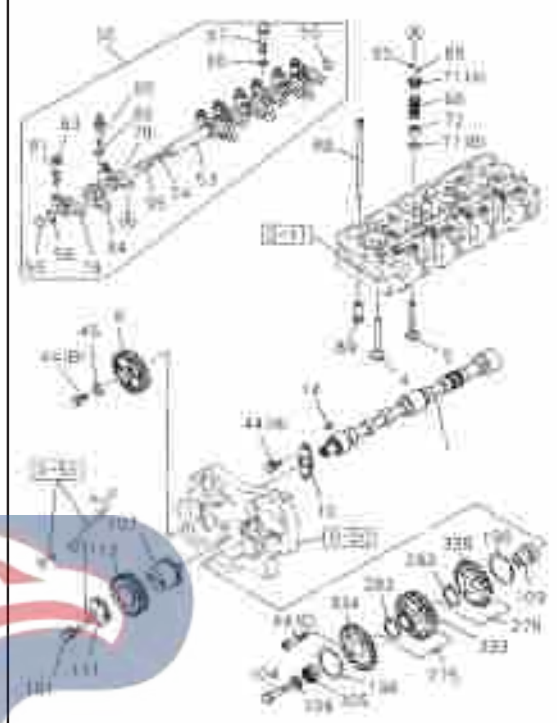
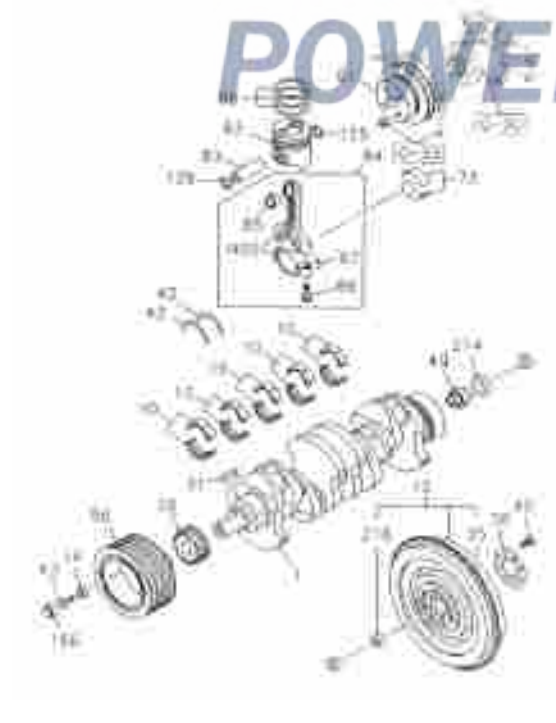

<p>0-13 Figure No.</p>	<p>Oil pan and oil level gauge tube assembly</p>	<p>Camshaft and air valve</p>	<p>0-14 Figure No.</p>
			
<p>P- 24</p>		<p>P- 27</p>	
<p>0-15 Figure No.</p>	<p>Crankshaft, piston and flywheel</p>	<p>0-20 Figure No.</p>	<p>Timing gear chamber and flywheel housing</p>
			
<p>P- 34</p>		<p>P- 38</p>	

Table of contents of 4KH1-TC engine

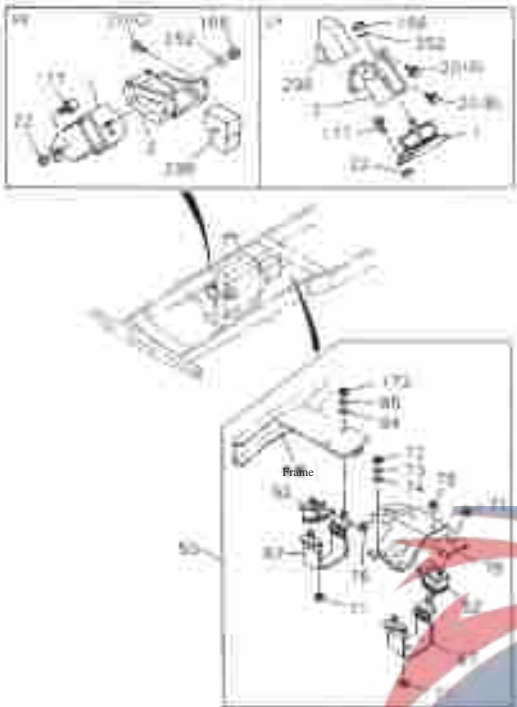
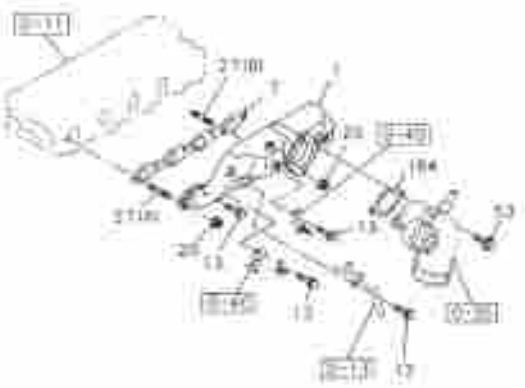
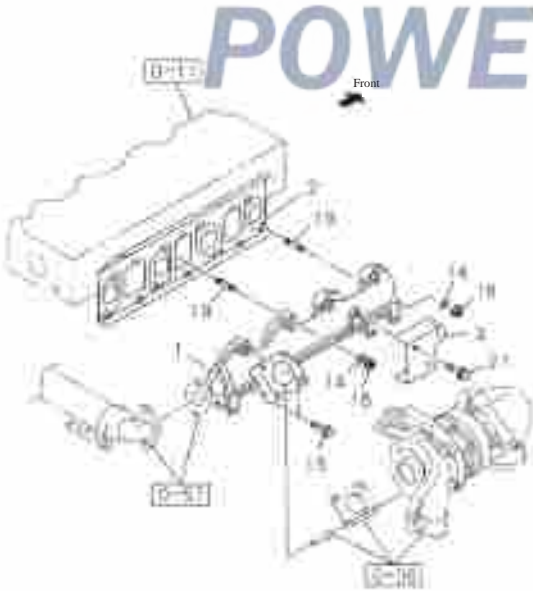
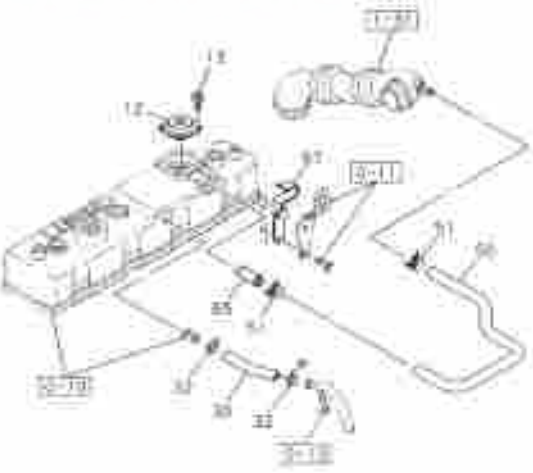
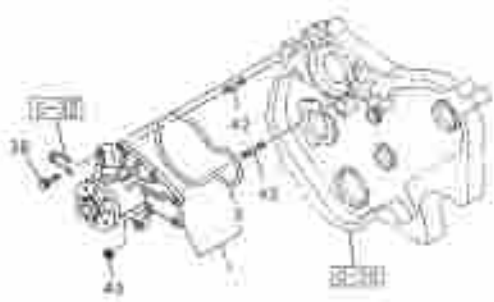
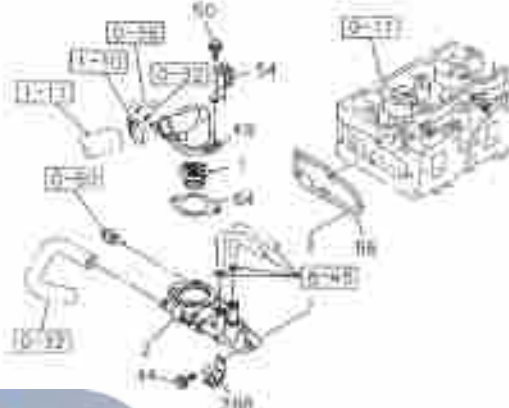
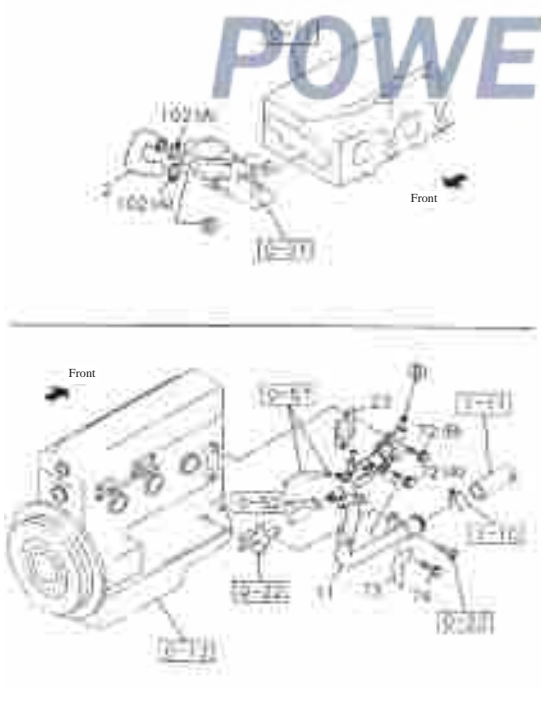
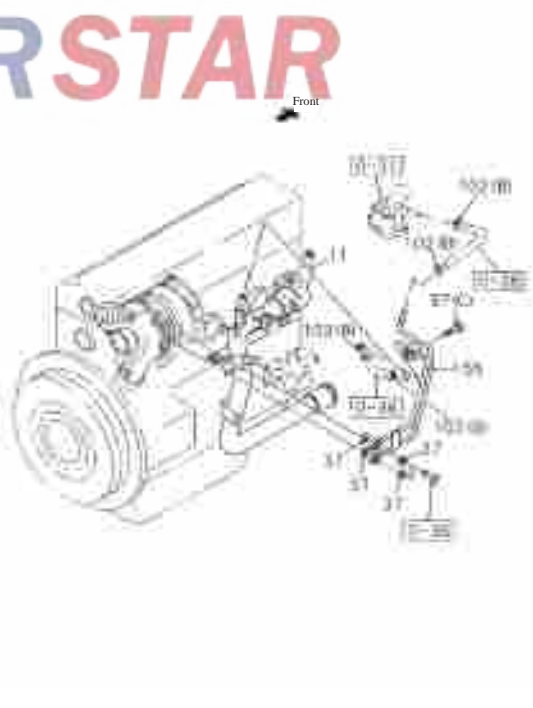
<p style="text-align: center;">Engine installation</p> <p style="text-align: right;">0-22 Figure No.</p>  <p style="text-align: center;">P- 43</p>	<p style="text-align: center;">Intake manifold</p> <p style="text-align: right;">0-25 Figure No.</p>  <p style="text-align: center;">P- 47</p>
<p style="text-align: center;">Exhaust manifold</p> <p style="text-align: right;">0-27 Figure No.</p>  <p style="text-align: center;">P- 49</p>	<p style="text-align: center;">Crankcase ventilation system</p> <p style="text-align: right;">0-28 Figure No.</p>  <p style="text-align: center;">P- 51</p>

Table of contents of 4KH1-TC engine

<p>Coolant pump</p> <p>0-30 Figure No.</p>	<p>Thermostat and its housing</p> <p>0-31 Figure No.</p>
	

P- 53

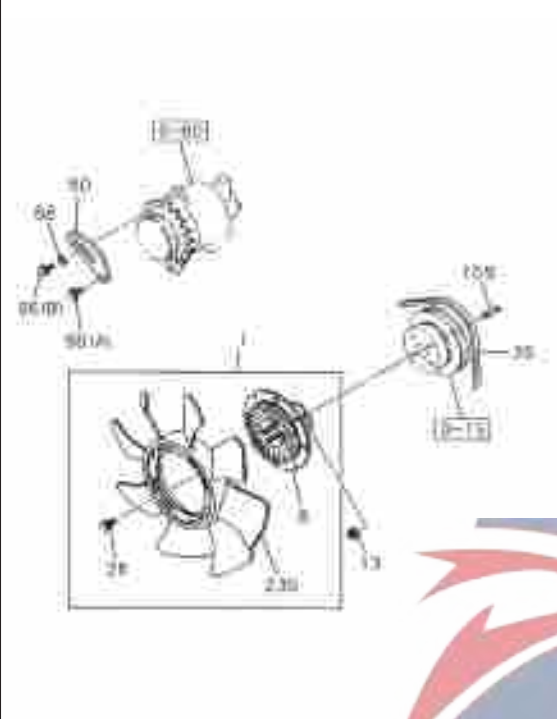
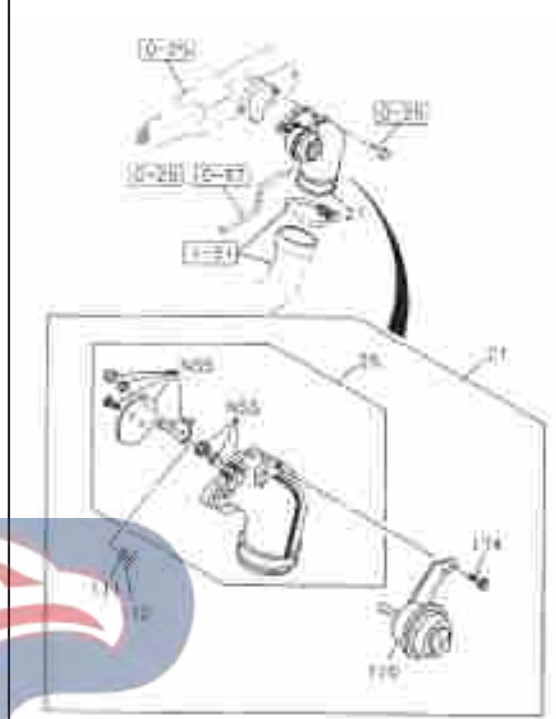
P- 55

<p>Water pipe of engine (1/2)</p> <p>0-32 Figure No.</p>	<p>0-32 Figure No.</p> <p>Water pipe of engine (2/2)</p>
	

P- 57

P- 58

Table of contents of 4KH1-TC engine

<p>Fan and fan belt</p> <p>0-33</p> <p>Figure No.</p>	<p>0-35</p> <p>Figure No.</p> <p>Throttle valve</p>
 <p>P- 61</p>	 <p>P- 64</p>

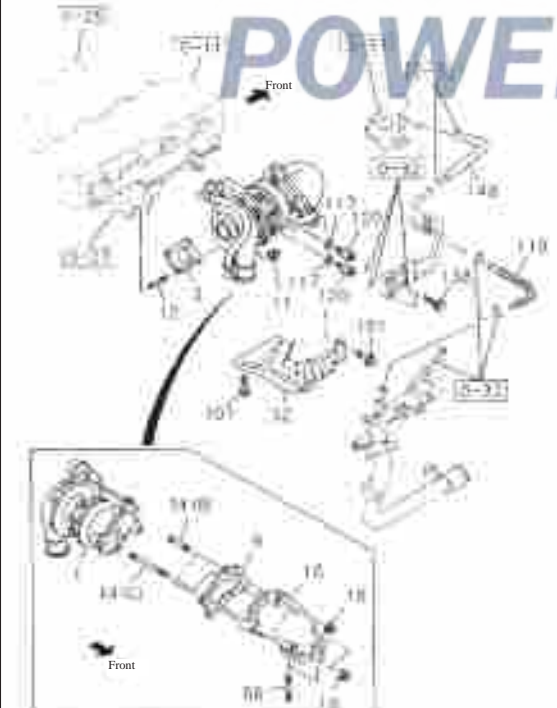

<p>0-36</p> <p>Figure No.</p> <p>Turbosupercharging system</p>	<p>0-37</p> <p>Figure No.</p> <p>Turbosupercharger</p>
 <p>P- 66</p>	 <p>P- 69</p>

Table of contents of 4KH1-TC engine

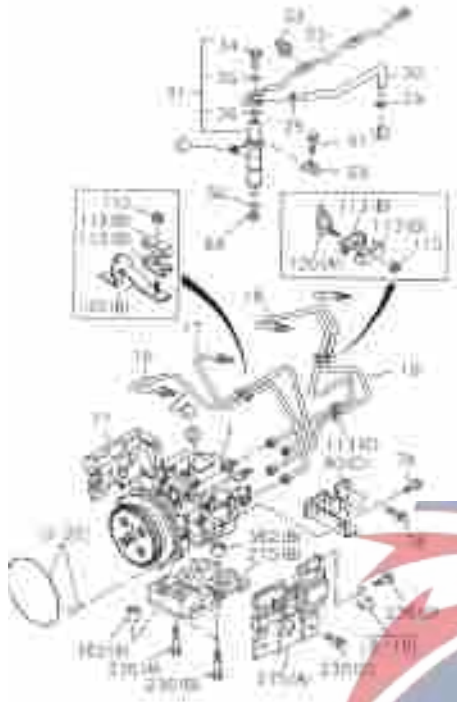
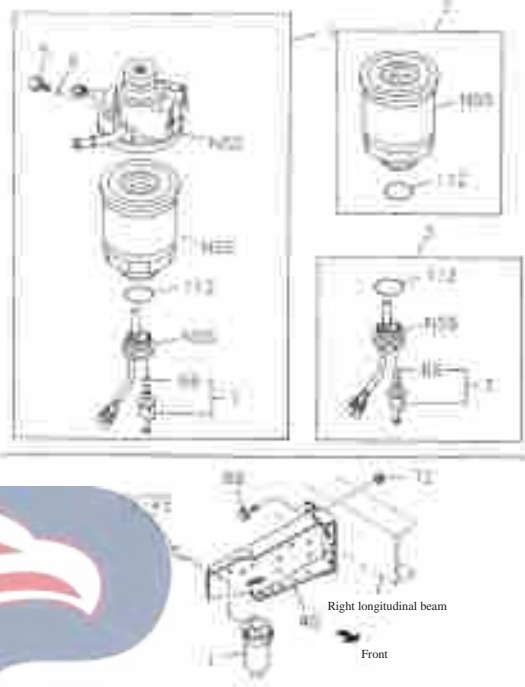
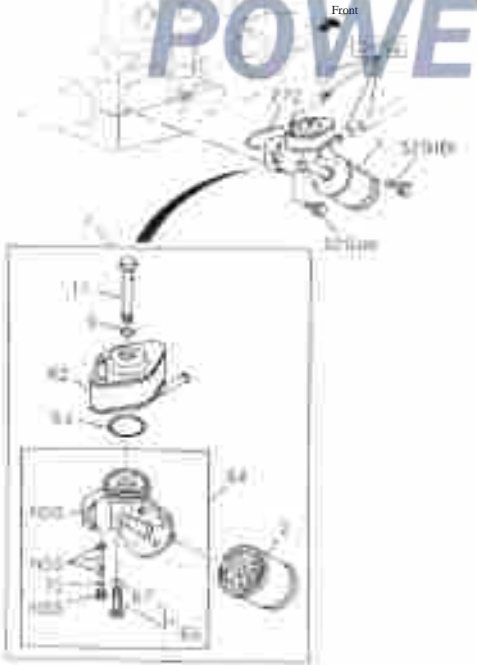
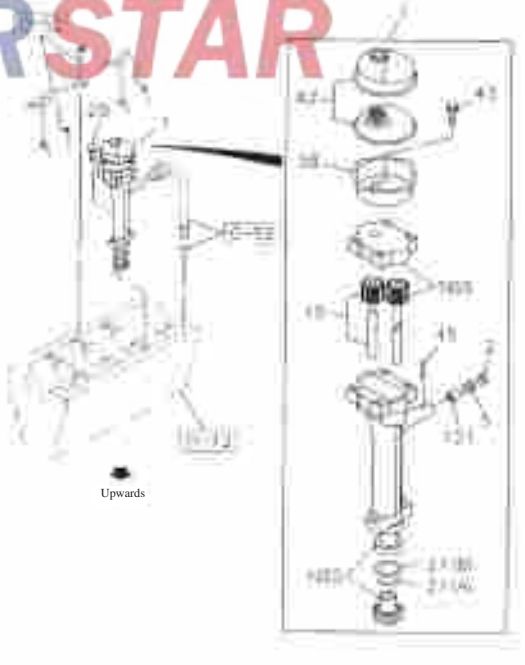
<p>Fuel injection system</p> <p>0-40</p> <p>Figure No.</p>	<p>0-41</p> <p>Figure No.</p> <p>Fuel filter and bracket</p>
 <p>P- 71</p>	 <p>P- 76</p>
<p>Engine oil cooler and engine oil filter</p> <p>0-50</p> <p>Figure No.</p>	<p>0-51</p> <p>Figure No.</p> <p>Engine oil pump with suction filter</p>
 <p>P- 79</p>	 <p>P- 82</p>

Table of contents of 4KH1-TC engine

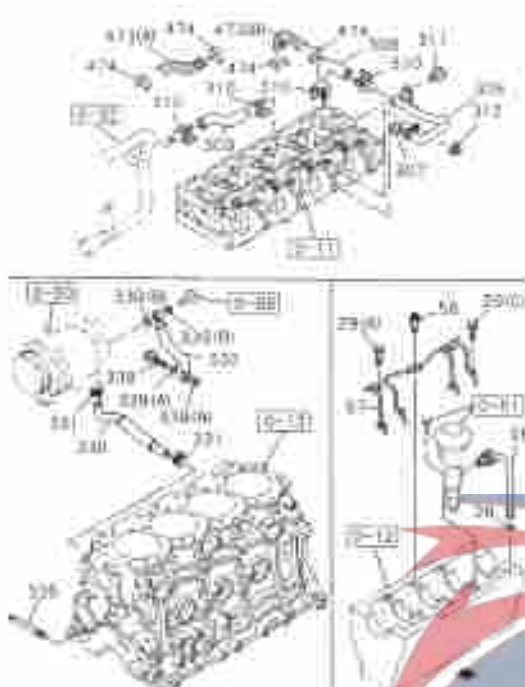
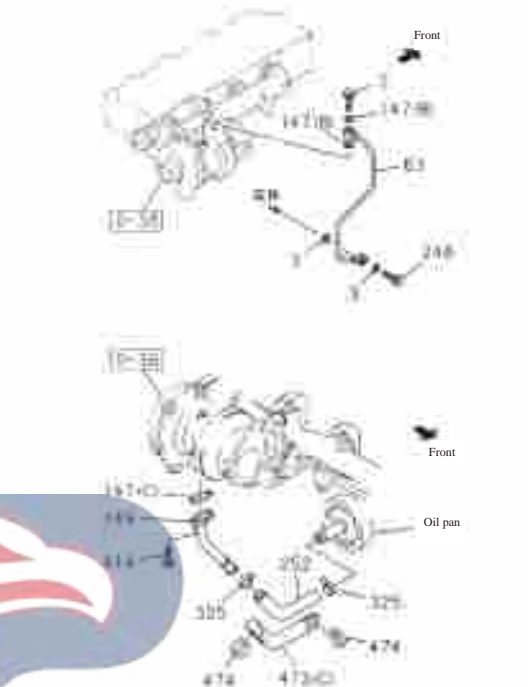
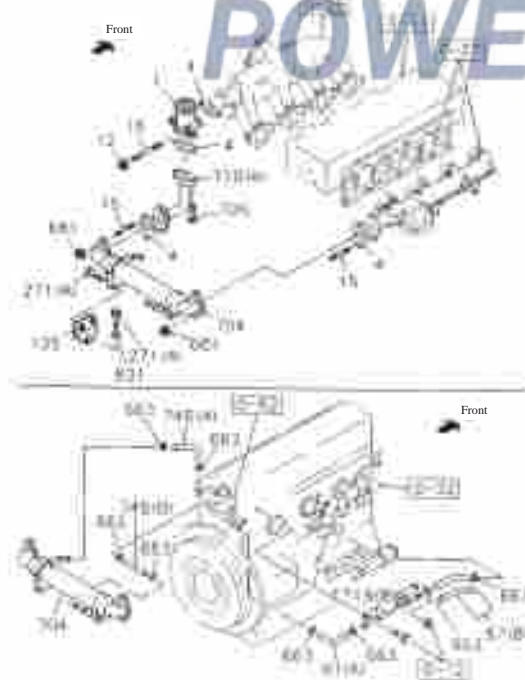
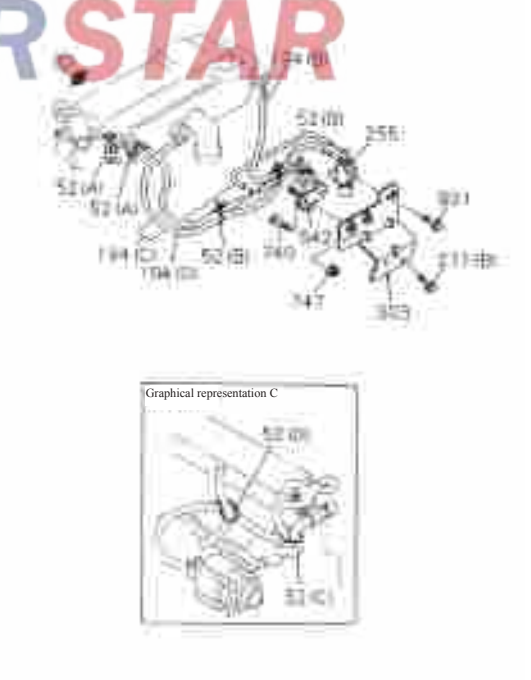
<p>Engine oil and vacuum pipelines(1/2)</p> <p>0-52 Figure No.</p>	<p>0-52 Figure No.</p> <p>Engine oil and vacuum pipelines(1/2)</p>
 <p>Upwards</p>	 <p>Front</p> <p>Oil pan</p>
<p>P- 85</p>	<p>P- 86</p>
<p>0-57 Figure No.</p> <p>Exhaust pipe EGR valve and cooling device</p>	<p>0-57 Figure No.</p> <p>Exhaust pipe Vacuum pipe, vacuum valve and others</p>
 <p>Front</p> <p>Front</p>	 <p>Graphical representation C</p>
<p>P- 92</p>	<p>P- 93</p>

Table of contents of 4KH1-TC engine

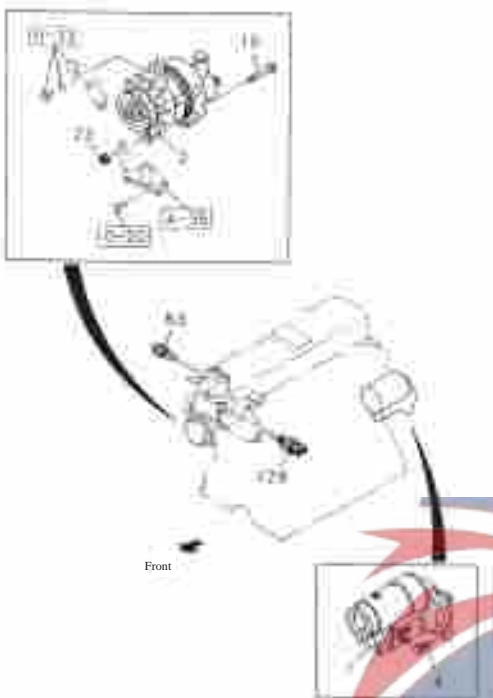
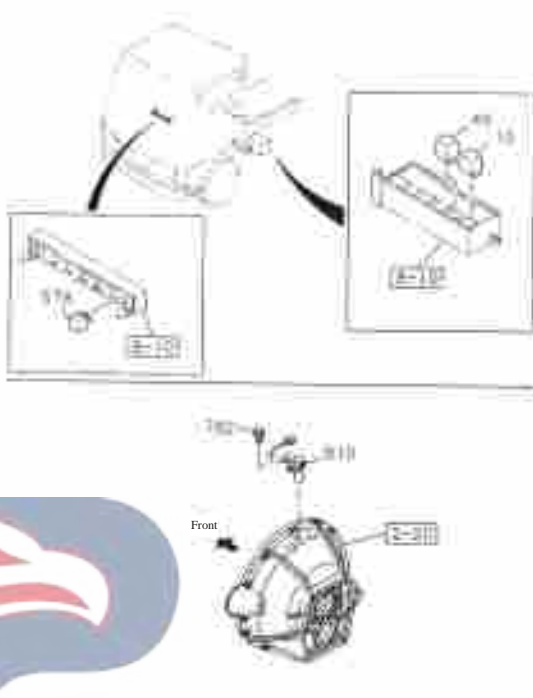
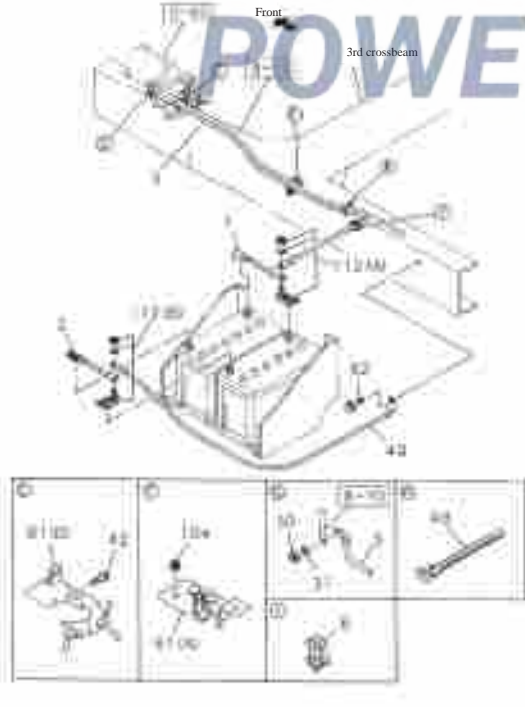

<p>Electronic control part of the engine Starter, generators and others</p>	<p>0-60 Figure No.</p>	<p>0-60 Figure No.</p>	<p>Electronic control part of the engine Sensor, relay</p>
			
<p>P- 99</p>		<p>P- 100</p>	
<p>Battery and battery frame</p>	<p>0-61 Figure No.</p>	<p>0-65 Figure No.</p>	<p>Starter 12V 2. 2KW</p>
			
<p>P- 103</p>		<p>P- 106</p>	

Table of contents of 4KH1-TC engine

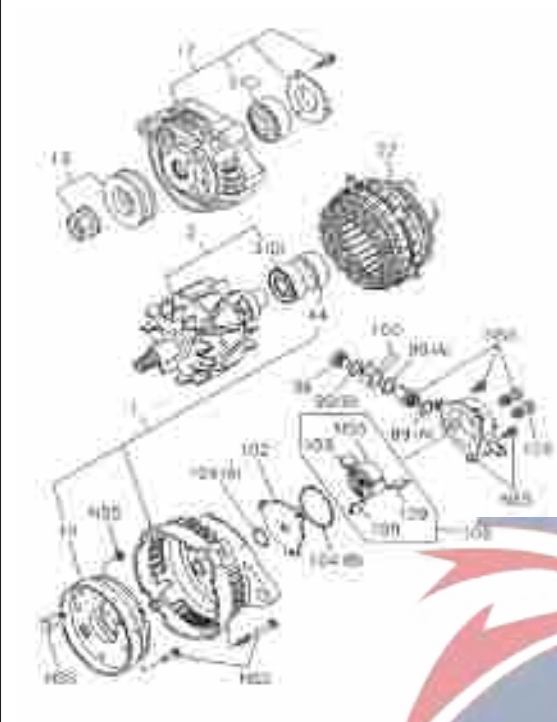
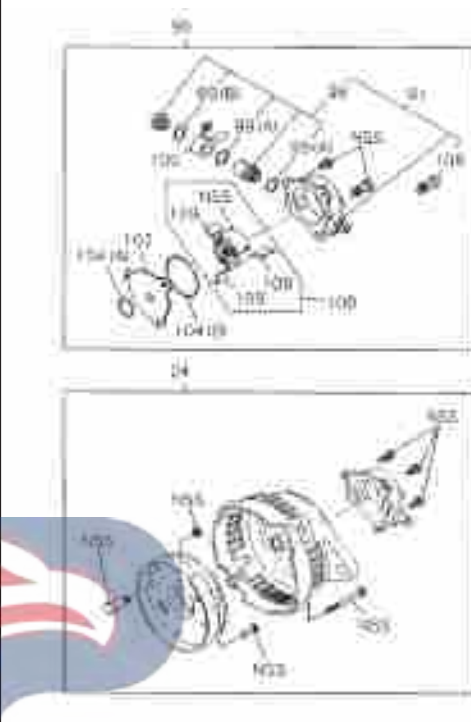

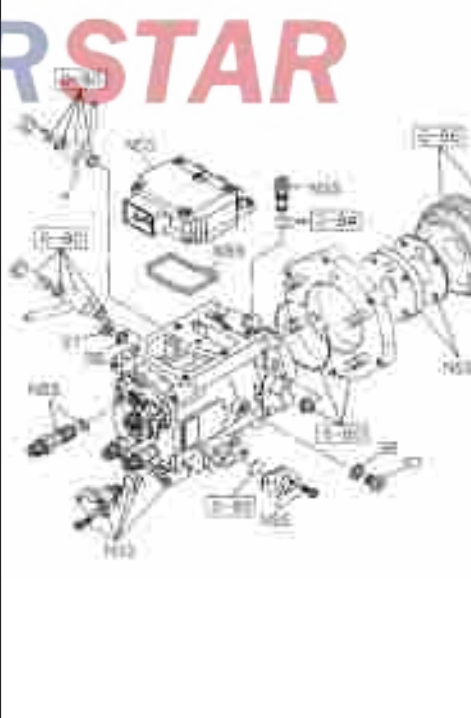
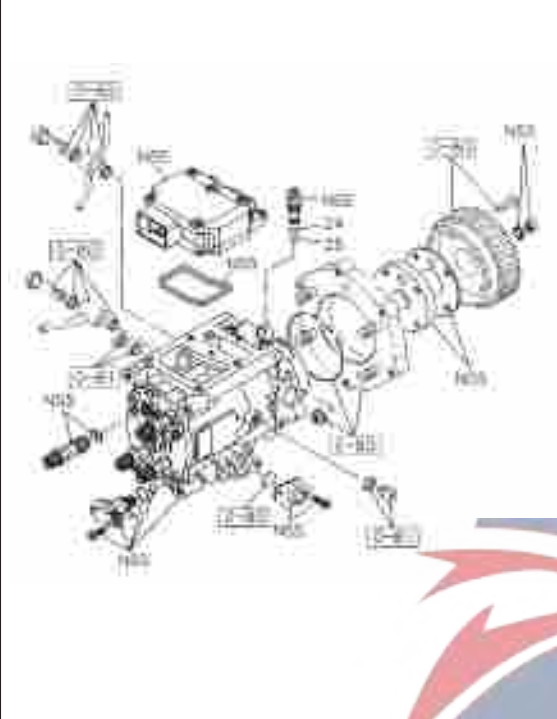
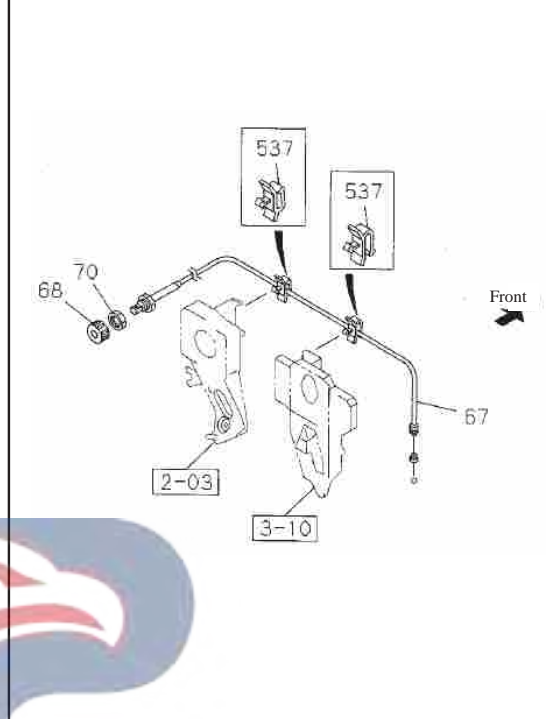
<p>0-66 Figure No.</p>		<p>Generator (1/2)</p>	<p>0-66 Figure No.</p>
			
<p>P- 110</p>		<p>P- 111</p>	
<p>Fuel injection pump</p>	<p>0-80 Figure No.</p>	<p>Speed controller</p>	<p>0-81 Figure No.</p>
			
<p>P- 115</p>		<p>P- 117</p>	

Table of contents of 4KH1-TC engine

<p>Supply pump</p> <p>0-84</p> <p>Figure No.</p>	<p>1-01</p> <p>Figure No.</p> <p>Accelerator pedal and control mechanism</p> <p>Idle speed control cable</p>
	
<p>P- 119</p>	<p>P- 122</p>

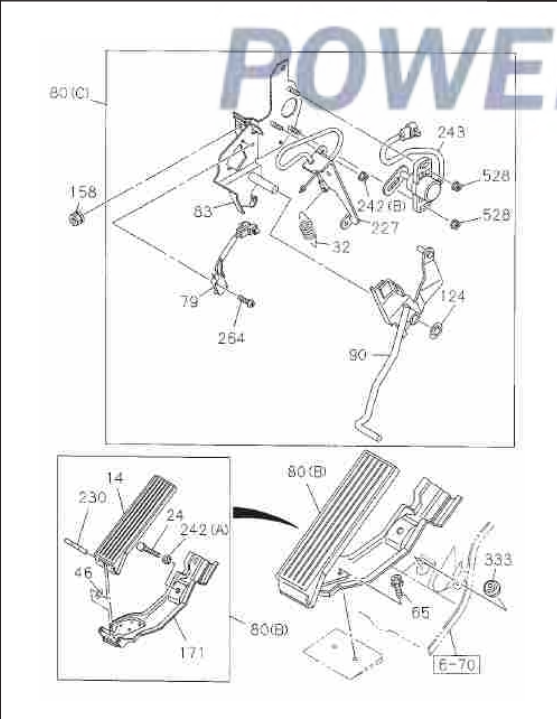
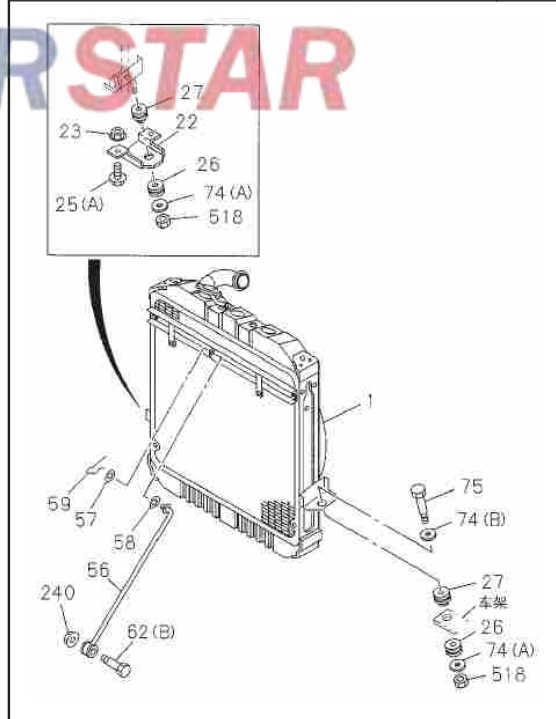
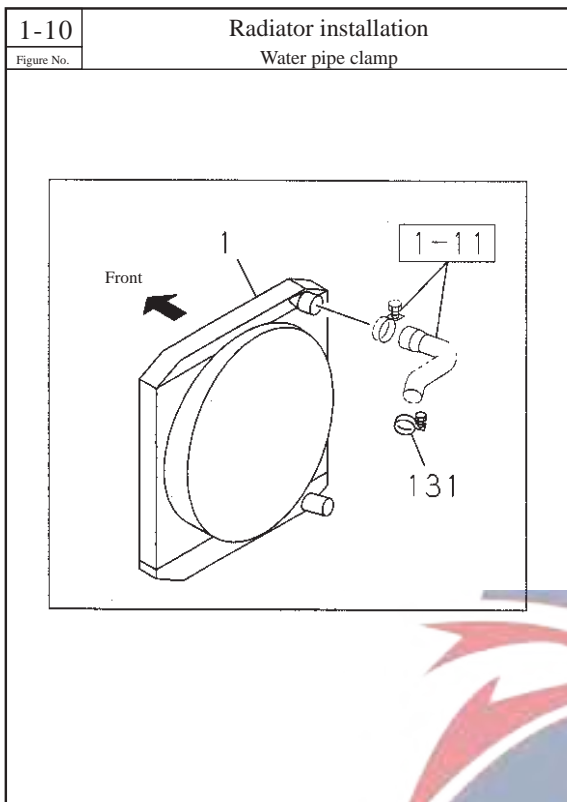
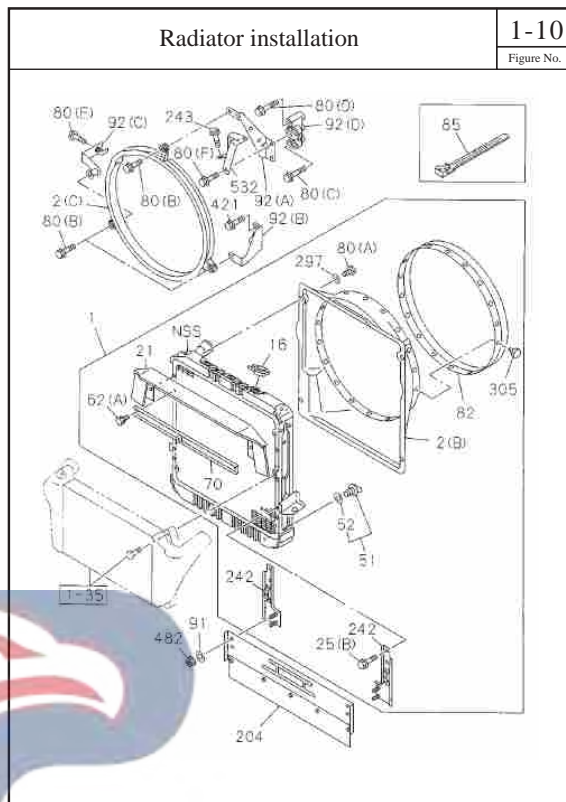
<p>Accelerator pedal and control mechanism</p> <p>Accelerator pedal</p> <p>1-01</p> <p>Figure No.</p>	<p>1-10</p> <p>Figure No.</p> <p>Radiator installation</p>
	
<p>P- 123</p>	<p>P- 127</p>

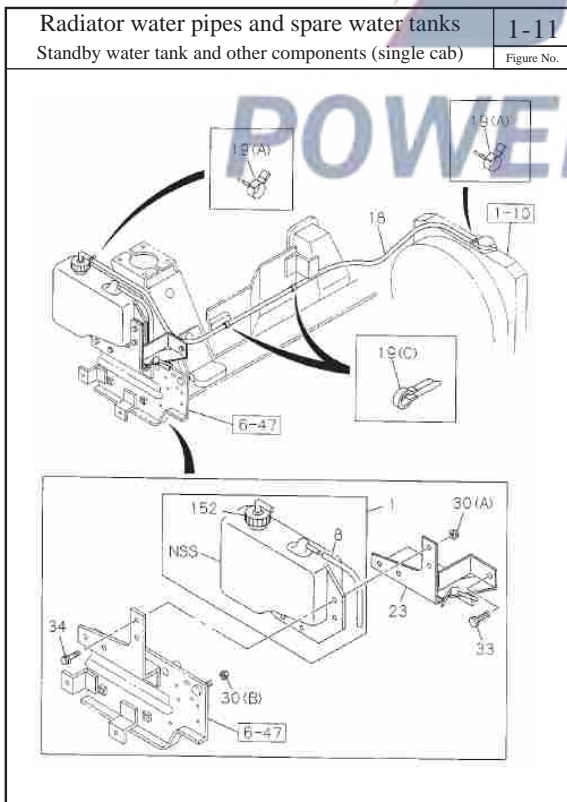
Table of contents of 4KH1-TC engine



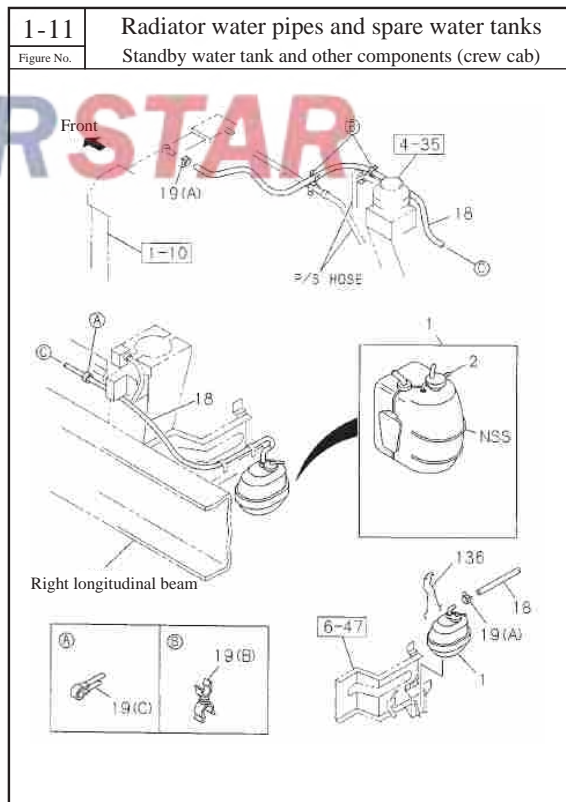
P- 128



P- 129



P- 137



P- 138

Table of contents of 4KH1-TC engine

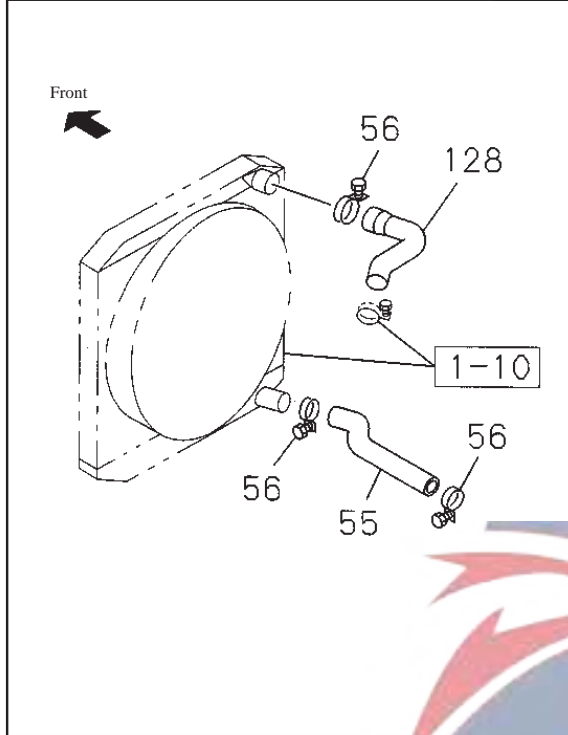
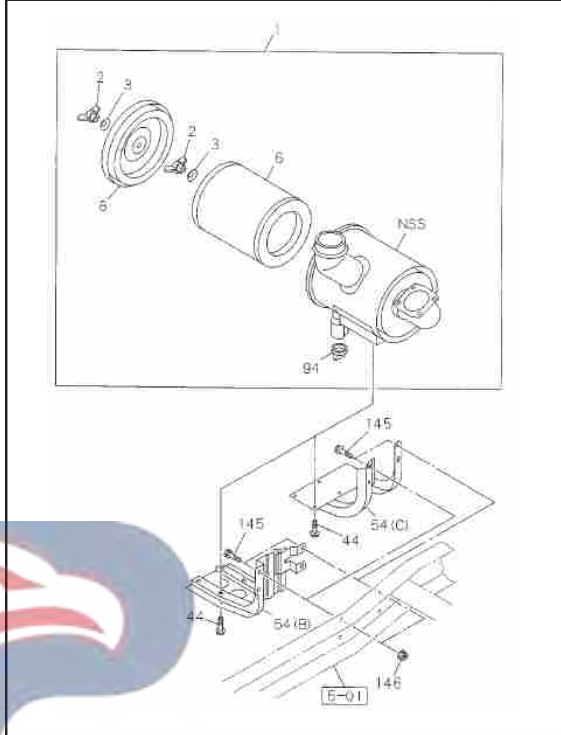
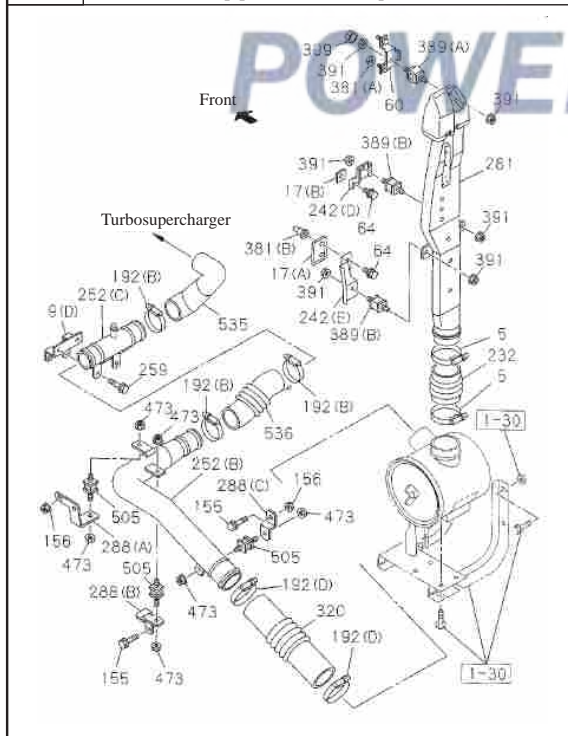
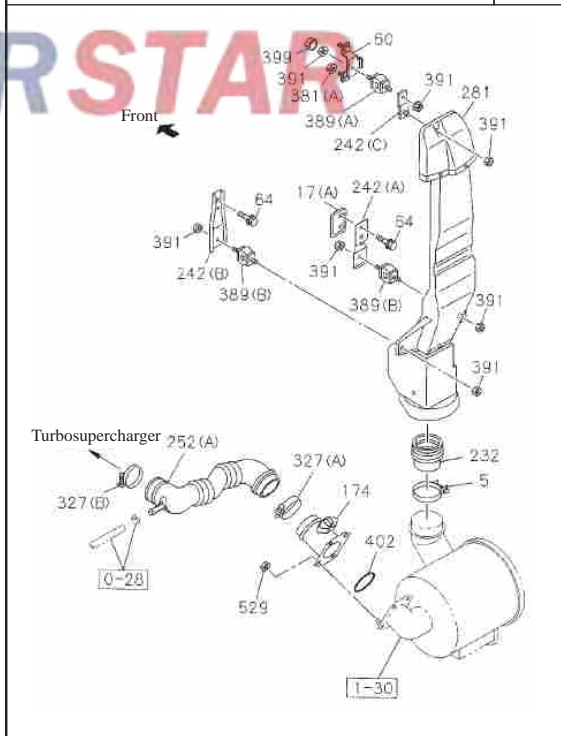
<p>Radiator water pipes and spare water tanks Radiator water pipe installation</p>	<p>1-11 Figure No.</p>	<p>Air filter</p>	<p>1-30 Figure No.</p>
			
<p>P- 139</p>		<p>P- 143</p>	
<p>1-31 Figure No.</p>	<p>Air inlet pipelines Air inlet pipelines and other parts (crew cab)</p>	<p>1-31 Figure No.</p>	<p>Air inlet pipelines Air inlet pipelines and other parts (single cab)</p>
			
<p>P- 146</p>		<p>P- 147</p>	

Table of contents of 4KH1-TC engine

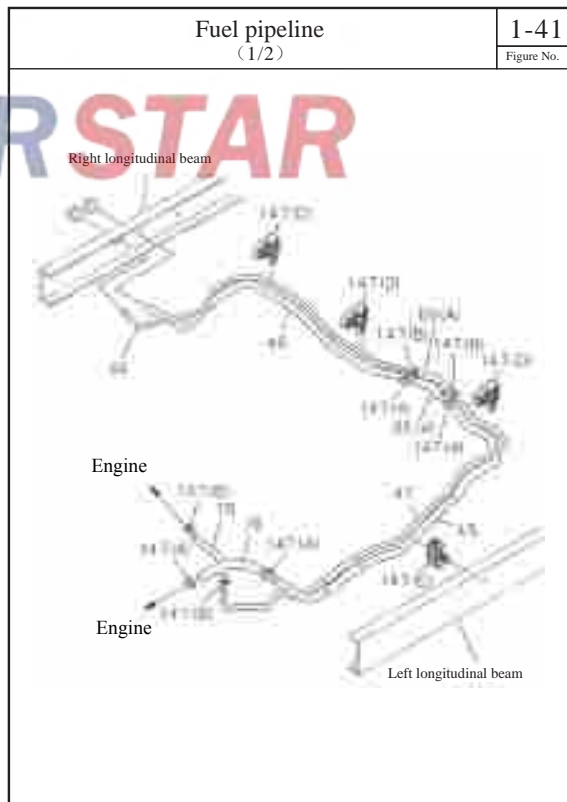
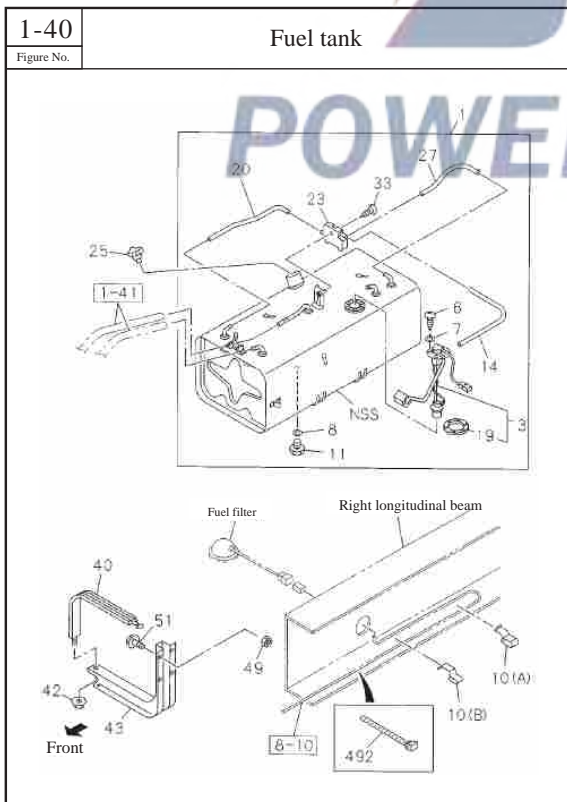
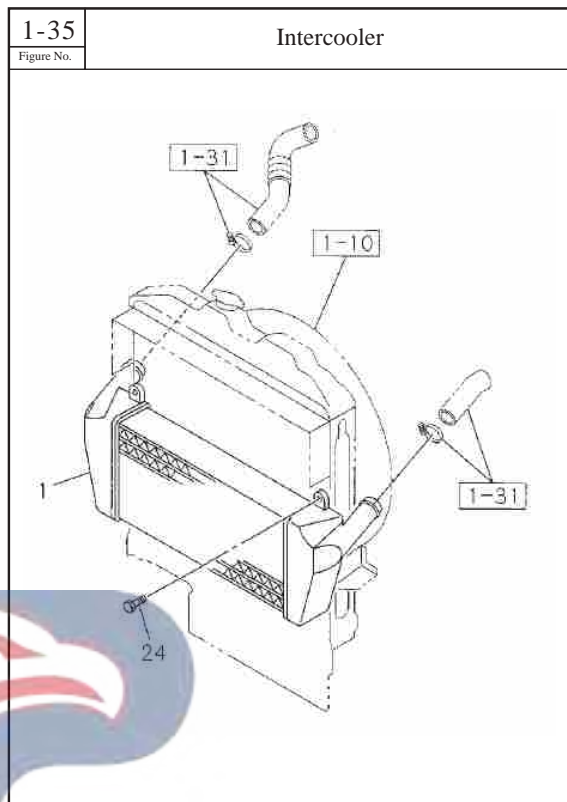
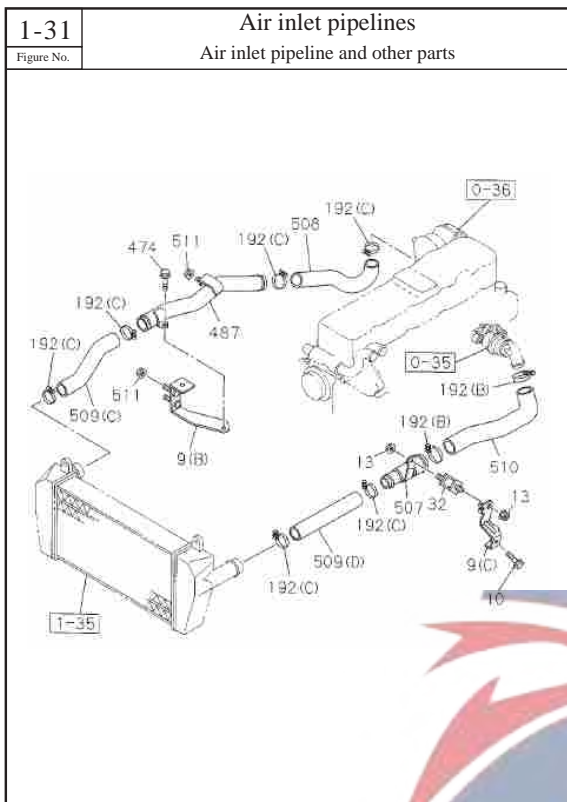


Table of contents of 4KH1-TC engine

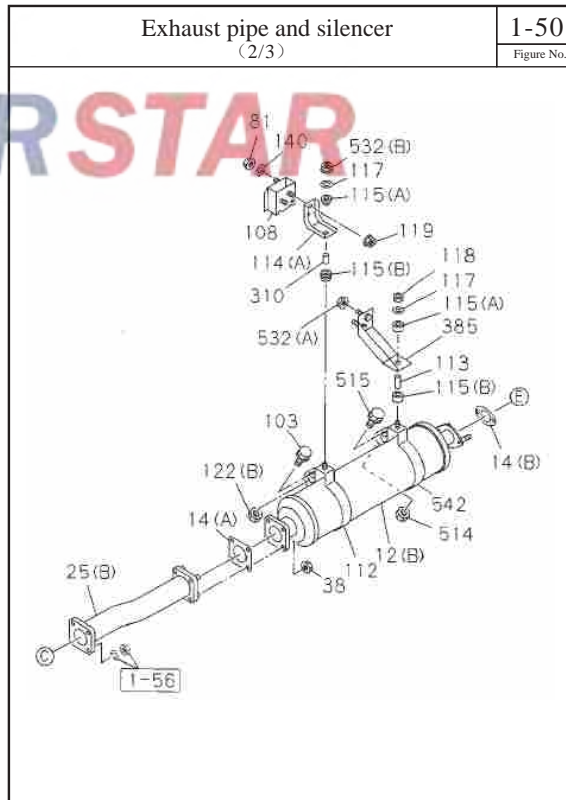
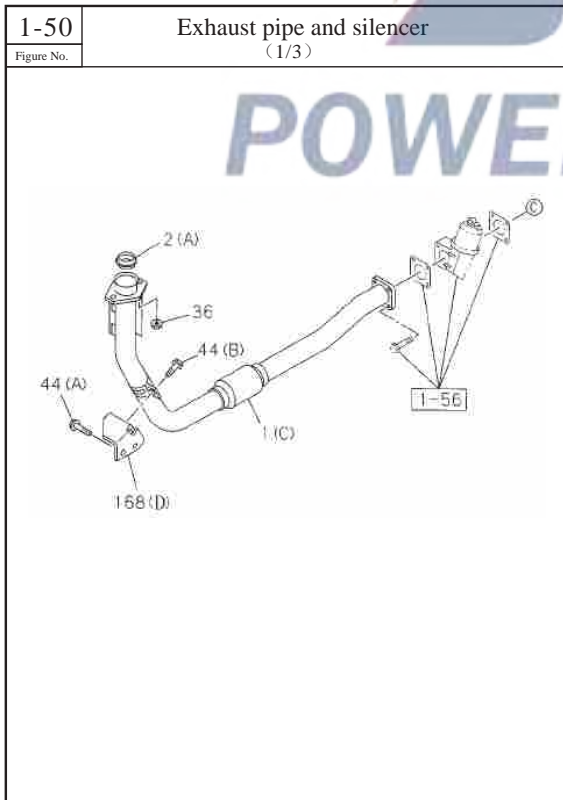
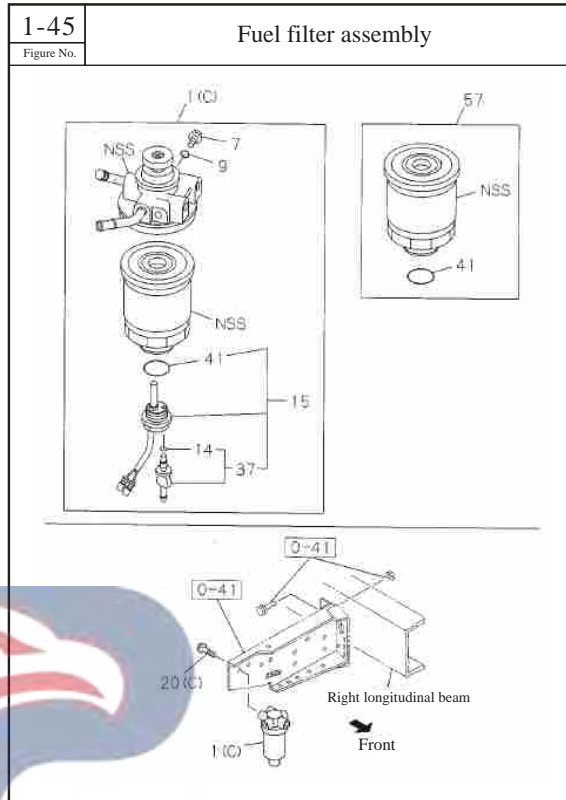
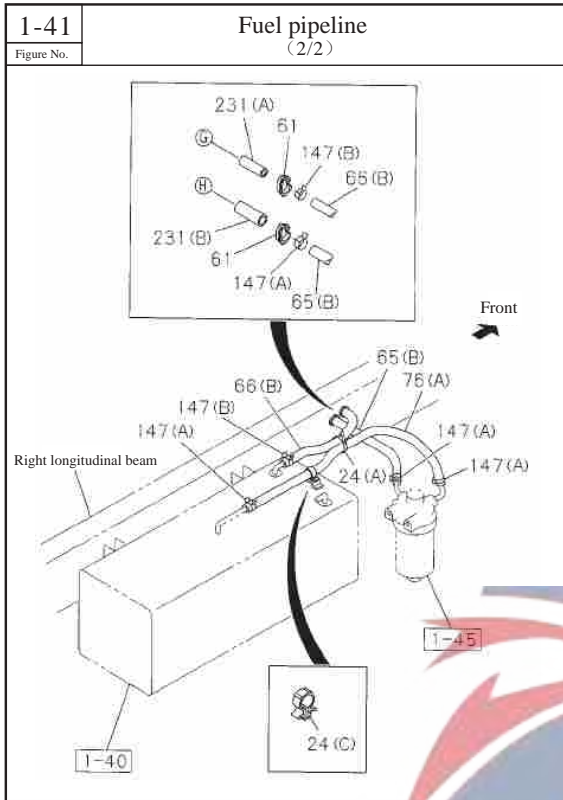


Table of contents of 4KH1-TC engine

<p>1-50 Figure No.</p>	<p>Exhaust pipe and silencer (3/3)</p>	<p>Exhaust brake valve body and control chamber</p>	<p>1-55 Figure No.</p>
<p>P- 172</p>		<p>P- 181</p>	
<p>1-56 Figure No.</p>	<p>Exhaust brake system</p>	<p>2-01 Figure No.</p>	<p>clutch</p>
<p>4th crossbeam</p>			
<p>P- 184</p>		<p>P- 188</p>	

Table of contents of 4KH1-TC engine

<p>Clutch pedal and control mechanism</p> <p>2-03 Figure No.</p>	<p>Clutch oil pipe</p> <p>2-05 Figure No.</p>
<p>P- 191</p>	<p>P- 195</p>
<p>2-06 Figure No.</p> <p>Clutch slave cylinder</p>	<p>2-08 Figure No.</p> <p>Clutch master cylinder</p>
<p>P- 198</p>	<p>P- 200</p>

Table of contents of 4KH1-TC engine

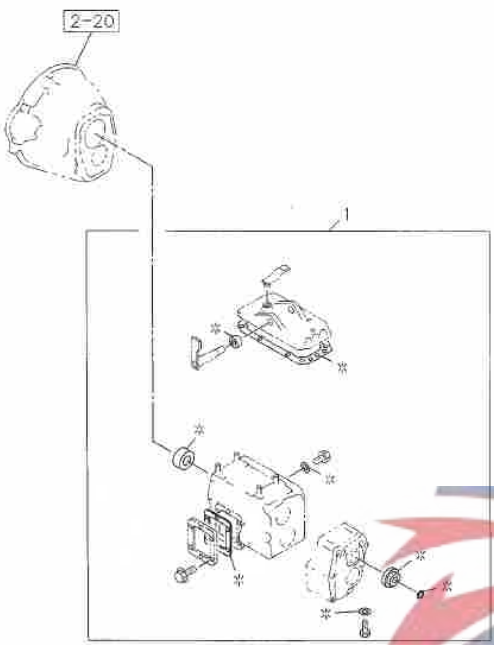
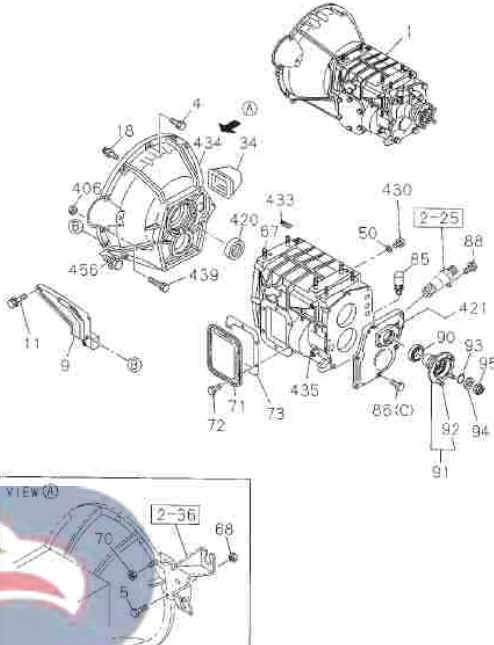
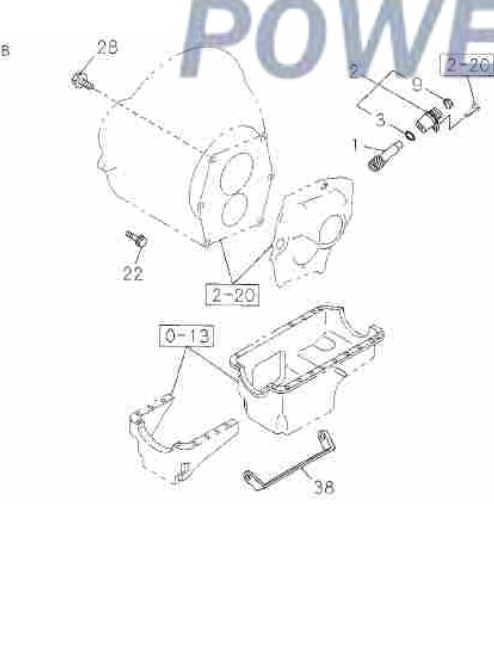
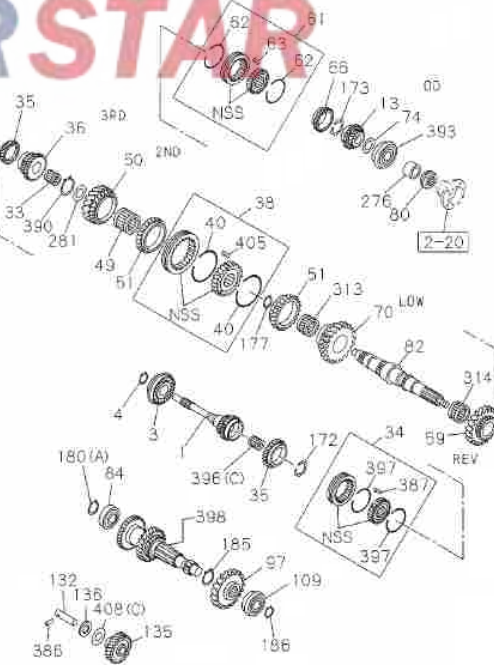
<p>2-10 Figure No.</p>	<p>Major repair kit of transmission</p>	<p>2-20 Figure No.</p>	<p>Transmission assembly and housing</p>
			
<p>P- 202</p>		<p>P- 204</p>	
<p>Gear of vehicle speed sensor</p>	<p>2-25 Figure No.</p>	<p>Gear of transmission</p>	<p>2-26 Figure No.</p>
			
<p>P- 209</p>		<p>P- 211</p>	

Table of contents of 4KH1-TC engine

<p>Gear shift control mechanism</p> <p>2-30</p> <p>Figure No.</p>	<p>2-35</p> <p>Figure No.</p> <p>Gear shift control lever mechanism</p>
<p>P-219</p>	<p>P-224</p>

<p>2-36</p> <p>Figure No.</p> <p>Cab side</p> <p>Gear shift control cable</p>	<p>2-36</p> <p>Figure No.</p> <p>Car frame side</p> <p>Gear shift control cable</p>
<p>P-228</p>	<p>P-229</p>

Table of contents of 4KH1-TC engine

<p>2-36 Figure No.</p>	<p>Transmission side Gear shift control cable</p>	<p>Gear shift control connection</p>	<p>2-56 Figure No.</p>
<p>P- 230</p>		<p>P- 237</p>	

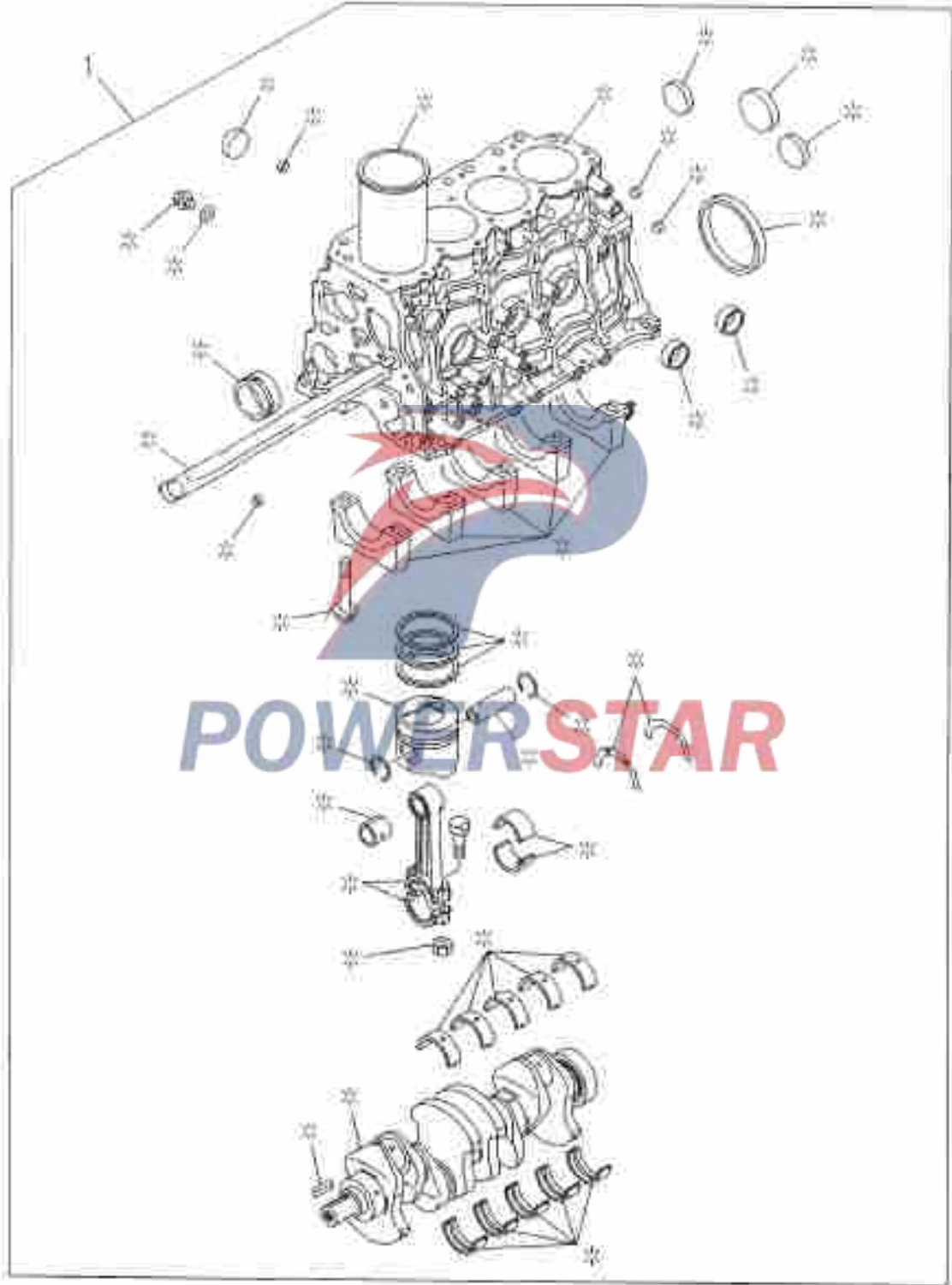
POWERSTAR



0-01

Middle cylinder of the engine

Figure No.



Middle cylinder of the engine

0-01

Figure No.


S/N	Recommended specification / name of part				
	Isuzu figure No.	QingLing figure No.	Left/Right	Qty.	Applicable models / applicable status / notes
					A 4KH1-TC engine
1	--- Middle cylinder assembly of engine				
	5873105995			01	A



0-05

Major repair kit of engine

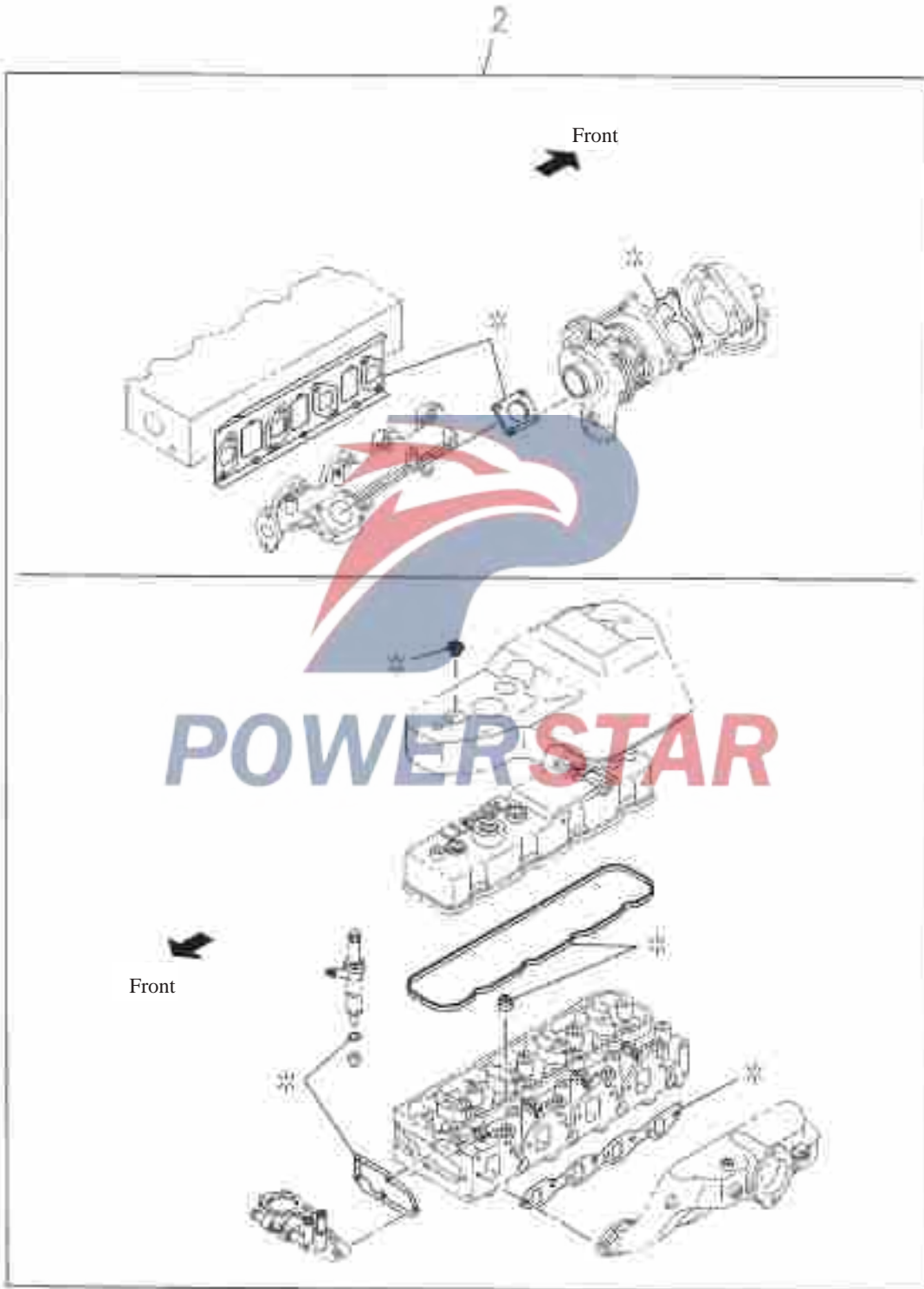
Figure No.



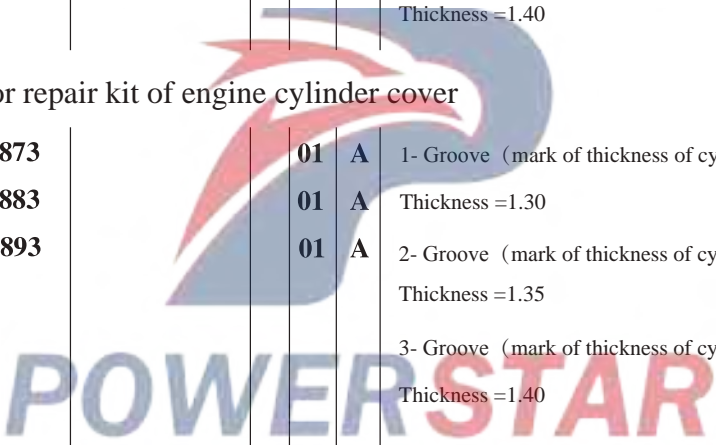
Major repair kit of engine

0-05

Figure No.



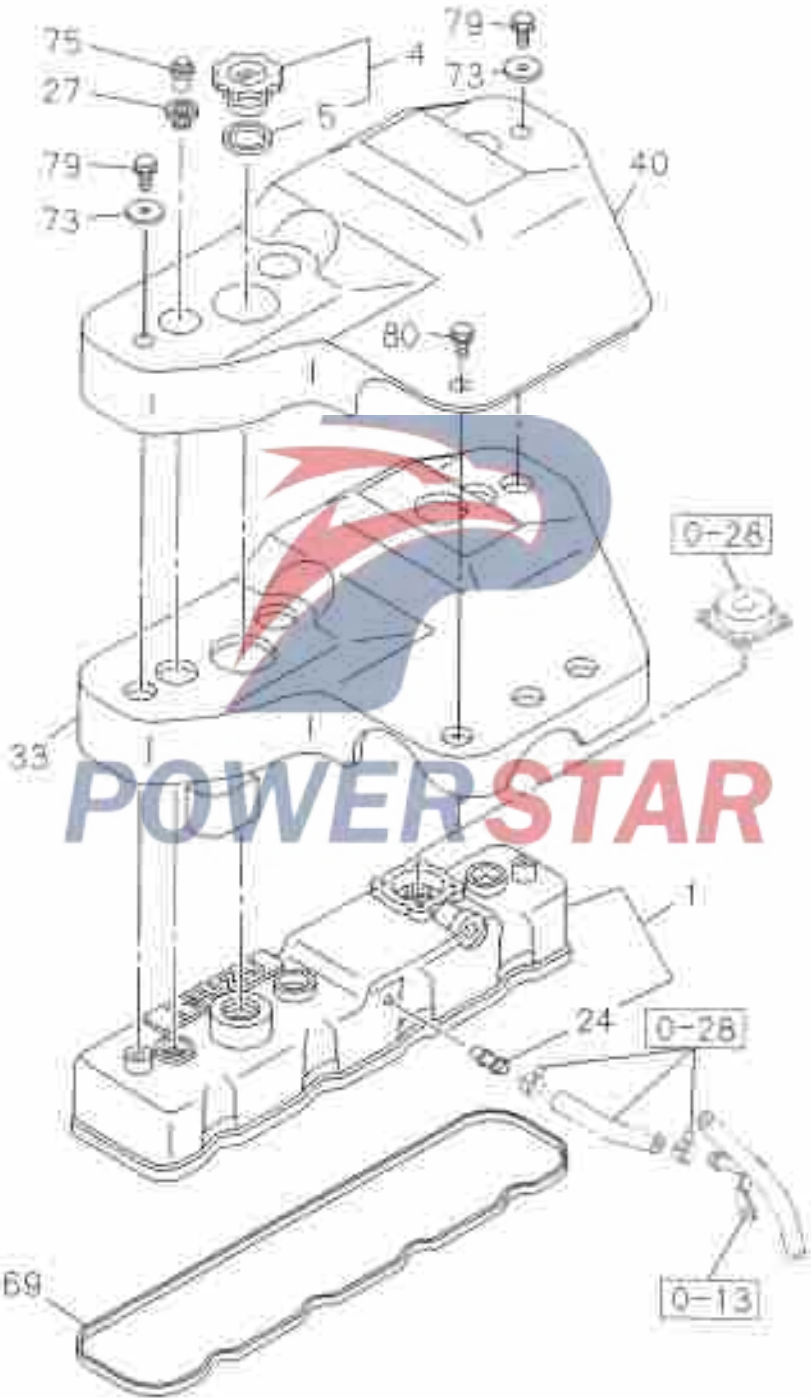
0-05		Major repair kit of engine			
Figure No.					
S/N	Recommended specification / name of part				
	Isuzu figure No.	QingLing figure No.	Left/Right	Qty.	Applicable models / applicable status / notes
				A	4KH1-TC engine
1	--- Major repair kit of engine				
	5878147210			01	A 1- Groove mark of thickness of cylinder gasket Thickness =1.30
	5878147220			01	A 2- Groove (mark of thickness of cylinder gasket) Thickness =1.35
	5878147230			01	A 3- Groove (mark of thickness of cylinder gasket) Thickness =1.40
2	--- Major repair kit of engine cylinder cover				
	5878140873			01	A 1- Groove (mark of thickness of cylinder gasket) Thickness =1.30
	5878140883			01	A 2- Groove (mark of thickness of cylinder gasket) Thickness =1.35
	5878140893			01	A 3- Groove (mark of thickness of cylinder gasket) Thickness =1.40



Cylinder cover

0-10

Figure No.



0-10		Cylinder cover			
Figure No.					
S/N	Recommended specification / name of part				
	Isuzu figure No.	QingLing figure No.	Left/Right	Qty	Applicable models / applicable status / notes
				A	4KH1-TC engine
1	--- Cylinder cover assembly				
	8972877821	1003080-850		01	A
4	--- Oil cap assembly - oil filler				
	8941332075			01	A
5	--- Seal ring - oil cap				
	8941236231			01	A
					Including in the major repair kit of engine /cylinder cover Inside diameter =32 Outer diameter = 40
24	--- Breather pipe				
	8944553111			01	A
27	--- Sealing pad - butterfly nut				
	8972638011			03	A
					Including in the major repair kit of engine /cylinder cover Inside diameter =19.5
33	--- Rubber gasket				
	8972400380	1003115-850		01	A
40	--- Heat shield assembly of cylinder cover				
	8972400370	1003110-850		01	A
69	--- Sealing pad - cylinder cover				
	8973494160			01	A
					Including in the major repair kit of engine /cylinder cover
73	--- Flat washer				
	9096511120	1003222-850		02	A
					Inside diameter = 8.5 Outside diameter = 30 Thickness = 2.6

Cylinder cover

0-10

Figure No.

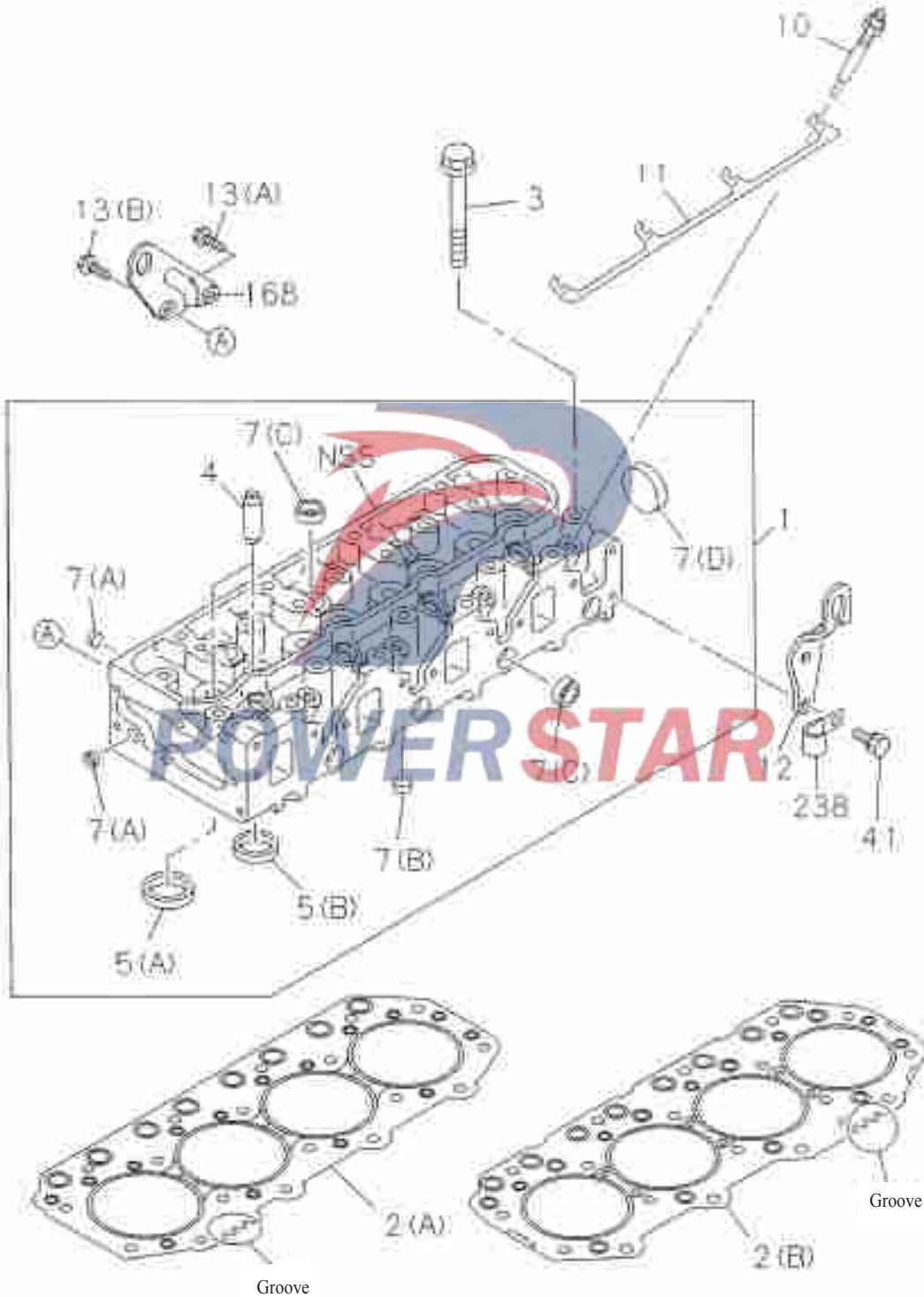
S/N	Recommended specification / name of part				
	Isuzu figure No.	QingLing figure No.	Left/Right	Qty.	Applicable models / applicable status / notes
					A 4KH1-TC engine
75	--- Butterfly nut-cylinder cover shield and cylinder cover				
	8941581080			03	A M8 Outer diameter =19
79	--- Flange bolts - clip and cylinder body				
	0280808120	Q1840812		02	A M8× 12
80	--- Bolt				
	8943299531	1003221-803		01	A M8× 22



0-11

Cylinder head

Figure No.



Cylinder head

0-11

Figure No.

S/N	Recommended specification / name of part				
	Isuzu figure No.	QingLing figure No.	Left/Right	Qty.	Applicable models / applicable status / notes
					A 4KH1-TC engine
1	--- Cylinder cover assembly				
	8972399223	1003010-850		01	A
2	--- Cylinder gasket				
	8972596010			01	A
	Including in the major repair kit of engine /cylinder cover				
	1- Groove (mark of thickness of cylinder gasket) Thickness =1.30				
	8972596020			01	A
	2- Groove (mark of thickness of cylinder gasket) Thickness =1.35				
	8972596030			01	A
	3- Groove (mark of thickness of cylinder gasket) Thickness =1.40				
3	--- Bolt - cylinder cover				
	8944556670			18	A
	M11× 122				
4	--- Valve guide pipe- intake and exhaust				
	5117210160			08	A
5	--- Valve seat ring				
	8972312290			04	A
	Seat ring of exhaust valve (B)				
	8973780300			04	A
	Seat ring of air inlet valve (A) Outer diameter =42.7				
7	--- Bowl blanking cover				
	5096000130			05	A
	(A) Outer diameter=12.3				

0-11		Cylinder head				
Figure No.		Recommended specification / name of part				
S/N	Isuzu figure No.	QingLing figure No.	Left/Right	Qty.	Applicable models / applicable status / notes	
					A	
7	--- Bowl blanking cover					
	5111290060			03	A (B) Outer diameter=16	
	8972096090			06	A (C) Outer diameter=22	
	8973514510			01	A (D) Outer diameter=45	
10	--- Preheating plug					
	8941337598	3770110-44		04	A	
11	--- Connecting piece of preheating plug					
	8971465170	3770211-803		01	A	
12	--- Rear lifting hook of engine					
	8971077390	1015012-803	Right	01	A	
13	--- Bolt - front hook of engine					
	0280810250	2902142-803		01	A Flange bolts - front lifting hook of engine (B) M10× 25	
	0500408250	Q1420825		01	A Combination bolt- front hook of engine (A) M8×25	

Cylinder head

0-11

Figure No.

S/N	Recommended specification / name of part				
	Isuzu figure No.	QingLing figure No.	Left/Right	Qty.	Applicable models / applicable status / notes
					A 4KH1-TC engine
41	--- Flange bolts-rear lifting hook of engine				
	0280808160	Q1840816		02	A M8× 18
168	--- Front lifting hook of engine				
	8943797141	1015011-803		01	A
238	--- Clip - wire harness				
	1097003040	1015211-850		01	A Length = 60

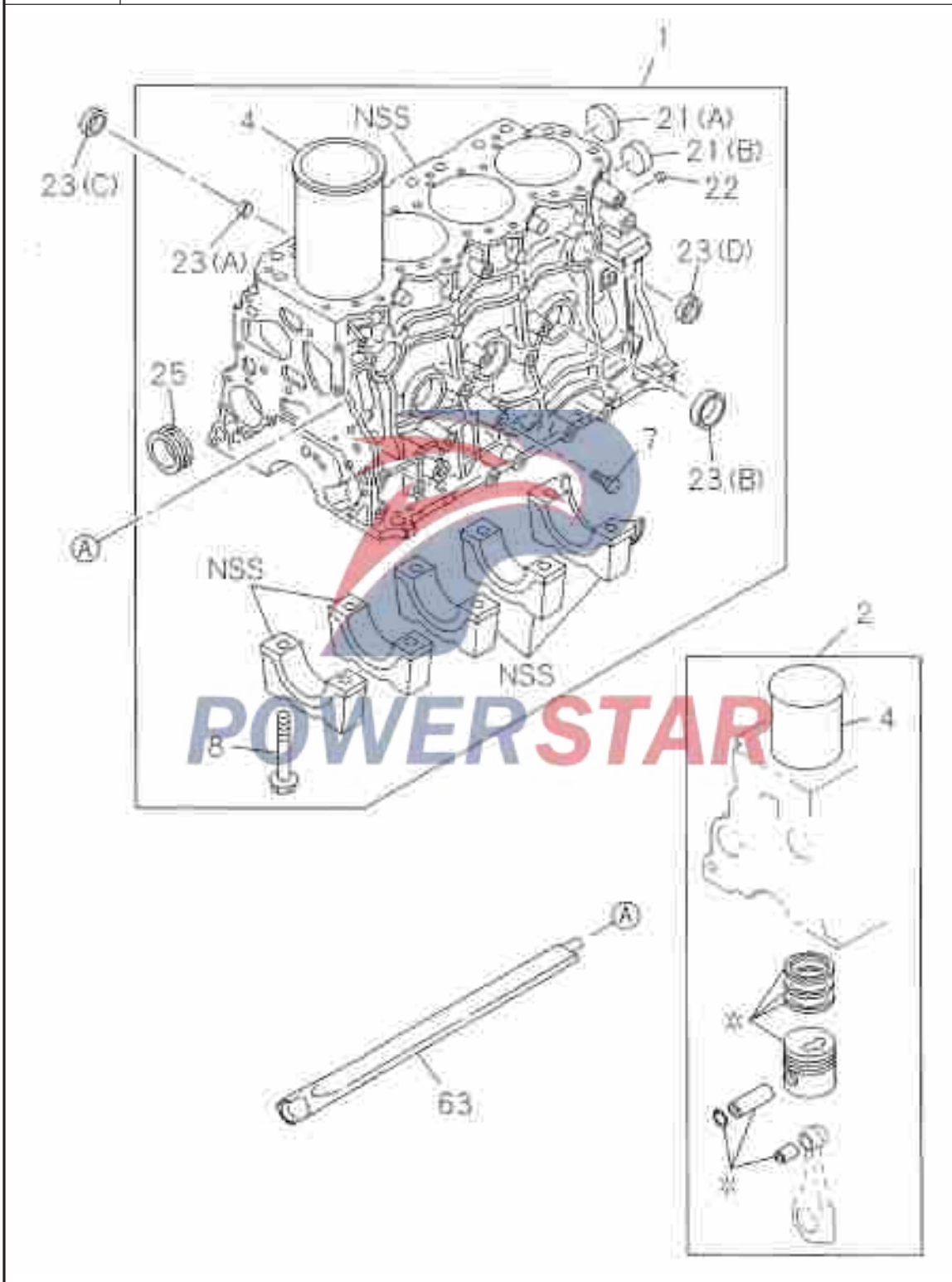


0-12

Cylinder body

Figure No.

Cylinder body and cylinder sleeve assembly

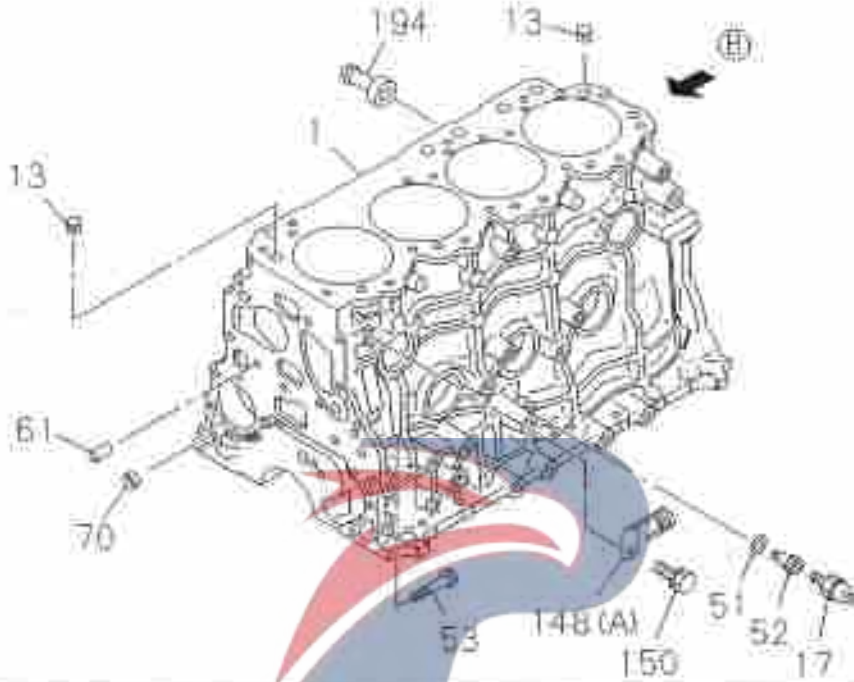


Cylinder body

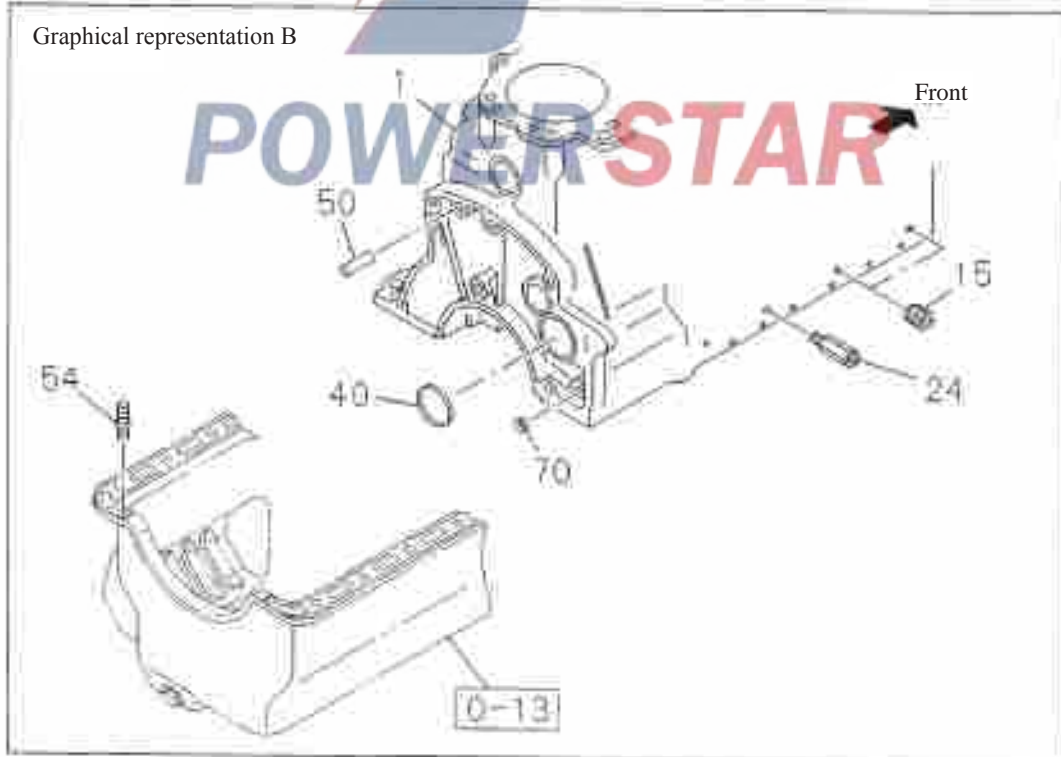
Switches and other parts

0-12

Figure No.



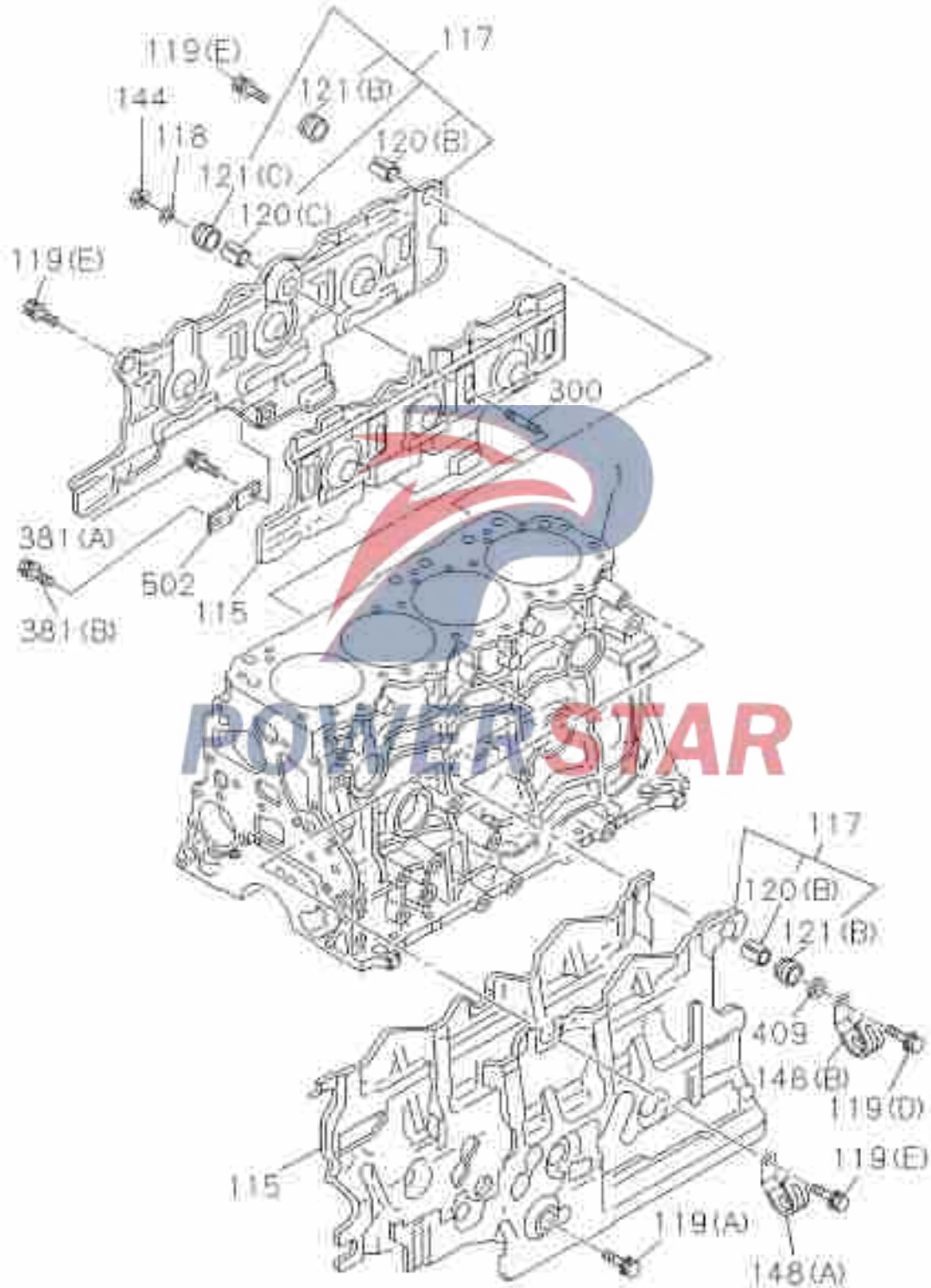
Graphical representation B



0-12

Cylinder body
Rubber gasket and cover plate

Figure No.



Cylinder body

0-12

Figure No.

S/N	Recommended specification / name of part			
	Isuzu figure No.	QingLing figure No.	Left/Right	Qty.
				A 4KH1-TC engine
1	--- Cylinder body assembly			
	8972572642	1002010-850		01 A
2	--- Engine cylinder sleeve assembly			
	5878140902			04 A Cylinder sleeve grade =1
	5878140912			04 A Cylinder sleeve grade =2
	5878140922			04 A Cylinder sleeve grade =3
	5878140932			04 A Cylinder sleeve grade =4
4	--- Cylinder sleeve			
				Including in the cylinder sleeve assembly
	8971766990			04 A Outside diameter grade = 1 Inside diameter grade =AX
	8971767000			04 A Outside diameter grade =1 Inside diameter grade =CX
	8971767010			04 A Outside diameter grade = 2 Inside diameter grade =AX
	8971767020			04 A Outside diameter grade =2 Inside diameter grade =CX
	8971767030			04 A Outside diameter grade = 3 Inside diameter grade =AX
	8971767040			04 A Outside diameter grade =3 Inside diameter grade =CX
	8971767050			04 A Outside diameter grade = 4 Inside diameter grade =AX
	8971767060			04 A Outside diameter grade =4 Inside diameter grade =CX

0-12		Cylinder body				
Figure No.						
S/N	Recommended specification / name of part					
	Isuzu figure No.	QingLing figure No.	Left/Right	Qty.	Applicable models / applicable status / notes	
					A 4KH1-TC engine	
7	--- Screw plug-cylinder body					
	9096640010			01	A PT 1/4	
8	--- Bolt - main bearing cap					
	8944326420			10	A M14× 89	
13	--- Positioning sleeve-cylinder body and cylinder cover					
	8944533440			02	A	
15	--- Screw plug of oil passage					
	1096050500			02	A PT 1/8	
17	--- Oil pressure alarm switch					
	8970729470			01	A	
21	---Bowl blanking cover (rear end)					
	5112190170			01	A (A) Outer diameter =38	
	5112190180			01	A (B) Outer diameter=36	
22	--- Bowl blanking cover (water distribution pipe hole)					
	5096000130			01	A Outer diameter=12.3	

Cylinder body

0-12

Figure No.

S/N	Recommended specification / name of part			
	Isuzu figure No.	QingLing figure No.	Left/Right	Qty.
				A 4KH1-TC engine
23	--- Bowl blanking cover			
	5112190080		Right 03	A (A) Outer diameter =18
	5112190150		Left 02	A (D) Outer diameter =32
	5112190180		Right 02	A (C) Outer diameter=36
	8970365501		Left 03	A (B) Outer diameter=45
24	--- Pipe coupling- oil inlet pipe of vacuum pump			
	8944436701		01	A
25	--- Bushing - camshaft			
	8941257412		02	A Middle/rear
	8941257434		01	A Front
40	--- Bowl blanking cover (rear end)			
	8942505141		01	A Outer diameter =56

0-12		Cylinder body			
Figure No.		Recommended specification / name of part			
S/N	Isuzu figure No.	QingLing figure No.	Left/Right	Qty.	Applicable models / applicable status / notes
					A 4KH1-TC engine
50	--- Location pin-rear cover plate				
	9081610320			01	A Outer diameter =10 Length=32
51	--- Seal ring - oil pressure sensor connector				
	8943362920			01	A Including in the major repair kit of engine
52	--- Oil pressure sensor connector				
	8941677502	1002211-803		01	A
53	--- Bolt - back end plate				
	9098060200	1002216-803		01	A M10× 52
54	--- Studs - oil pan				
	8941339742	1002212-803		10	A
61	--- Location pin- front cover plate				
	8971354230			01	A Length = 20
63	--- Water distribution pipe assembly				
	8944567943			01	A
70	--- Bowl blanking cover (front and rear main oil passage)				
	5111290060			02	A Outer diameter=16

Cylinder body

0-12

Figure No.

S/N	Recommended specification / name of part			
	Isuzu figure No.	QingLing figure No.	Left/Right	Qty.
				A 4KH1-TC engine
115	--- Rubber bracketing seat			
	8972041940		Left	01 A
	8972041930		Right	01 A
117	--- Cover plate assembly			
	8972596000	1002110-850	Left	01 A
	8973003091	1002120-850	Right	01 A
118	--- Big washer			
	9091648080	Q40208		01 A
				Inside diameter =8
119	--- Bolt - fixing of cover plate			
	8943299521			01 A
				(A)
				M10× 28
	0280808320	Q1840832		01 A
				(D)
				M8× 32
	8943299531			03 A
				(E)
				M8× 22

0-12		Cylinder body				
Figure No.						
S/N	Recommended specification / name of part					
	Isuzu figure No.	QingLing figure No.	Left/Right	Qty.	Applicable models / applicable status / notes	
					A 4KH1-TC engine	
120	--- Bushing - installation of rubber supporting seat					
	8941404271			05	A (B) Outer diameter =13 Thickness=9.5	
	8971885060		Right	01	A (C) Outer diameter =18 Thickness=4.5	
121	--- Rubber gasket - installation of cover plate					
	8941404281			05	A (B) Outer diameter=22	
	8971885070		Right	01	A (C) Outer diameter=16	
144	--- Flange nut- fixation of cover plate					
	0911502080	Q32008T13		01	A M8	
148	--- Clip - wire harness					
	5097003500	1002213-803		03	A (A) Inside diameter =12	
	8973679850	1002214-850		01	A (B) Inner diameter=13 Length=20	

Cylinder body

0-12

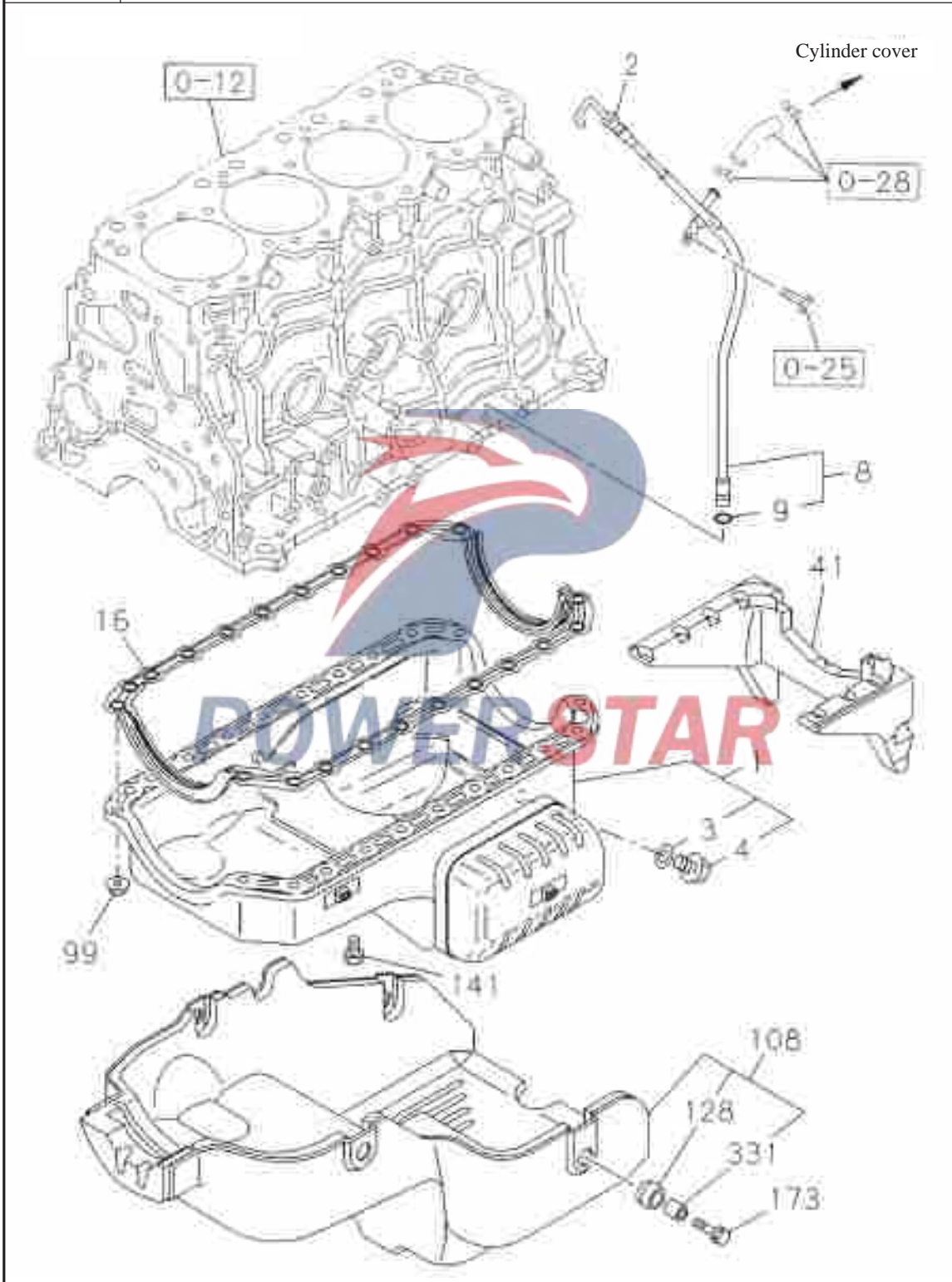
Figure No.

S/N	Recommended specification / name of part				
	Isuzu figure No.	QingLing figure No.	Left/Right	Qty.	Applicable models / applicable status / notes
					A 4KH1-TC engine
150	--- Flange bolts - clip and cylinder body				
	0280808120	Q1840812		01	A M8× 12
194	--- Pipe-oil return				
	8971377810			01	A
300	--- Studs - cover plate fixation				
	9041108300			01	A M8 × 30 Length = 41
381	--- Bolt - bracket fixation				
	0280808100	Q1840810		01	A Flange bolts - bracket fixation (B) M8× 10
	0500410200	Q1421020		01	A Combination bolt- bracket fixation (A) M10× 20
409	--- Gasket				
	5136420770			01	A
502	--- Bracket				
	8972091290	1002131-850		01	A

0-13

Oil pan and oil level gauge tube assembly

Figure No.



Oil pan and oil level gauge tube assembly

0-13

Figure No.

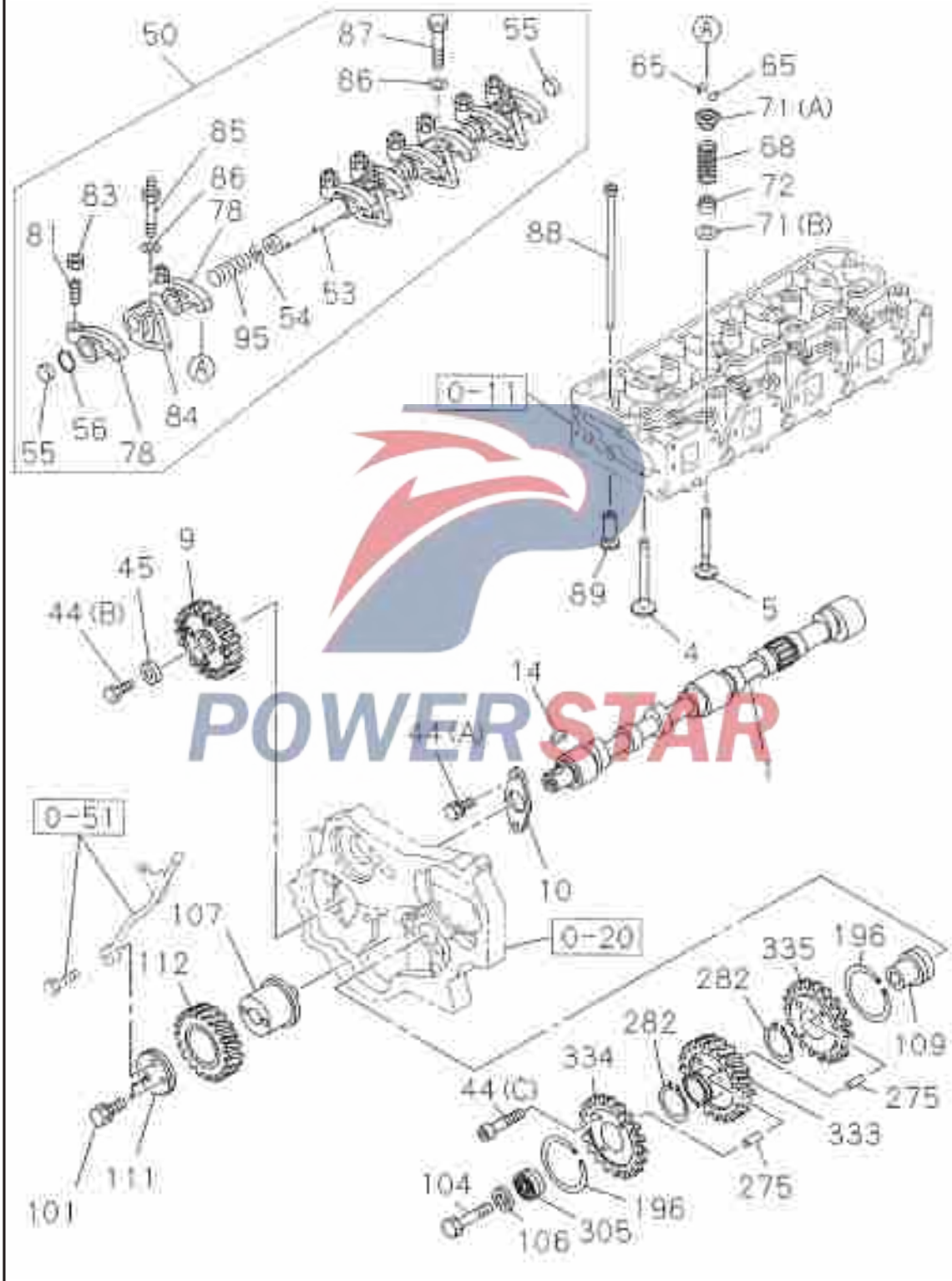
S/N	Recommended specification / name of part				
	Isuzu figure No.	QingLing figure No.	Left/Right	Qty.	Applicable models / applicable status / notes
					A 4KH1-TC engine
1	--- Oil pan assembly				
	8972239550	1009010-802		01	A
2	--- Oil level gauge assembly				
	8972312950			01	A
3	--- Sealing pad - oil drain screw plug				
	8941583280			01	A Including in the major repair kit of engine Inside diameter =14.2 Outer diameter = 24
4	--- Oil drain screw plug- oil pan				
	8941526130			01	A M14× 14
8	--- Oil level gauge tube assembly				
	8972214970	1018010-850		01	A
9	--- Washer - oil level gauge guide pipe				
	5096230020			01	A Including in the major repair kit of engine Inside diameter =11
16	--- Sealing pad - oil pan				
	8970801940			01	A Including in the major repair kit of engine
41	--- Rubber sound insulating pad				
	8972869920	1701431-15		01	A

0-13		Oil pan and oil level gauge tube assembly				
Figure No.						
S/N	Recommended specification / name of part					
	Isuzu figure No.	QingLing figure No.	Left/Right	Qty.	Applicable models / applicable status / notes	
					A 4KH1-TC engine	
99	--- Nut - oil pan					
	5094400100			10	A M8	
108	--- Sound insulating pad assembly of oil pan					
	8973700310	1009110-850		01	A	
128	--- Rubber gasket - installation of oil pan					
	8972275210			04	A	
141	--- Bolt - oil pan					
	8941339732			12	A	
173	--- Combination bolt					
	8943299531			04	A M8× 22	
331	--- Guard sleeve - installation of rubber gasket					
	8972244500			04	A	

Camshaft and air valve

0-14

Figure No.



0-14		Camshaft and air valve				
Figure No.		Recommended specification / name of part				
S/N	Isuzu figure No.	QingLing figure No.	Left/Right	Qty.	Applicable models / applicable status / notes	
					A	
1	---	Camshaft				
	8972876570	1006011-10		01	A	
4	---	Air inlet valve				
	8971317290			04	A	
5	---	Exhaust valve				
	8970438612			04	A	
9	---	Timing gear-camshaft				
	8972400122			01	A	
						Z=60
10	---	Thrust washer- camshaft and cylinder body				
	8941104801			01	A	
14	---	Key-camshaft				
	9080007180			01	A	
44	---	Bolt				
	0280808160	Q1840816		02	A	Flange bolts - Thrust washer (A) M8×16
	8944334070			01	A	Bolt - camshaft gear (B) M12×47

Camshaft and air valve

0-14

Figure No.

S/N	Recommended specification / name of part				
	Isuzu figure No.	QingLing figure No.	Left/Right	Qty.	Applicable models / applicable status / notes
					A 4KH1-TC engine
44	--- Bolt				
	9058206300			01	A Process bolt- installation of idle gear B (C) M6×30
45	--- Washer - camshaft gear				
	5125190021			01	A Inside diameter =13 Outer diameter = 36
50	--- Rocker shaft assembly				
	8970361962			01	A
53	--- Rocker shaft				
	8970361970			01	A
54	--- Washer - rocker shaft				
	8943419060			06	A Inside diameter =19.1 Outer diameter = 23
55	--- Screw plug- rocker shaft				
	9126260050			02	A
56	--- Circlip - rocker shaft				
	9091800190			02	A Inside diameter =17.5
65	--- Locking ring of valve spring seat				
	5125650040			16	A

0-14		Camshaft and air valve			
Figure No.					
S/N	Recommended specification / name of part				
	Isuzu figure No.	QingLing figure No.	Left/Right	Qty	Applicable models / applicable status / notes
				A	4KH1-TC engine
68	--- Valve spring				
	8944332470			08	A Outer diameter =30.6
71	--- Valve spring washer				
	5125630010			08	A Lower washer of valve spring (B) Outer diameter =34
	8941337312			08	A Upper washer of valve spring (A) Outer diameter =32.8
72	--- Oil seal-valve guide pipe				
	8971203070			08	A Including in the major repair kit of engine /cylinder cover
78	--- Rocker assembly				
	8941523440			08	A
81	--- Adjusting screw				
	8941522831			08	A M8×30
83	--- Nut - adjusting screw				
	9091115080			08	A M8
84	--- Bracket - rocker shaft				
	8941523451			04	A

Camshaft and air valve

0-14

Figure No.

S/N	Recommended specification / name of part				
	Isuzu figure No.	QingLing figure No.	Left/Right	Qty	Applicable models / applicable status / notes
				A	4KH1-TC engine
85	--- Bolt – bracket				
	8944333040			03	A M8 × 15, M10 × 60 Length = 82
86	--- Washer - installation of rocker shaft				
	9091640100			04	A Inside diameter =10 Outer diameter = 82
87	--- Bolt - rocker arm				
	8944333020			01	A M 10×60
88	--- Push rod				
	8970716730			08	A
89	--- Tappet				
	8944383051			08	A
95	--- Spring-rocker arm shaft assembly				
	8943419050			03	A
101	--- Bolt - thrust washer				
	8972239990			02	A M8×53
104	--- Bolt - idle gear B				
	8941293841			01	A

0-14		Camshaft and air valve			
Figure No.		Recommended specification / name of part			
S/N	Isuzu figure No.	QingLing figure No.	Left/Right	Qty.	Applicable models / applicable status / notes
					A 4KH1-TC engine
106	--- Washer - idle gear B 5125190021			01	A Inside diameter =13 Outer diameter = 36
107	--- Idle gear A shaft sleeve 8979432240			01	A
109	--- Idle gear B shaft sleeve 8979432250			01	A
111	--- Thrust washer- idle gear A 8941712890			01	A
112	--- Idle gear A assembly-drive idle gear B 8972400141			01	A Z=43
196	--- Locking ring 8972456841			02	A
275	--- Straight pin 8972456830			04	A
282	--- Spring 8972453370			02	A
305	--- Bearing-idle gear B 8972400191			01	A

Camshaft and air valve

0-14

Figure No.

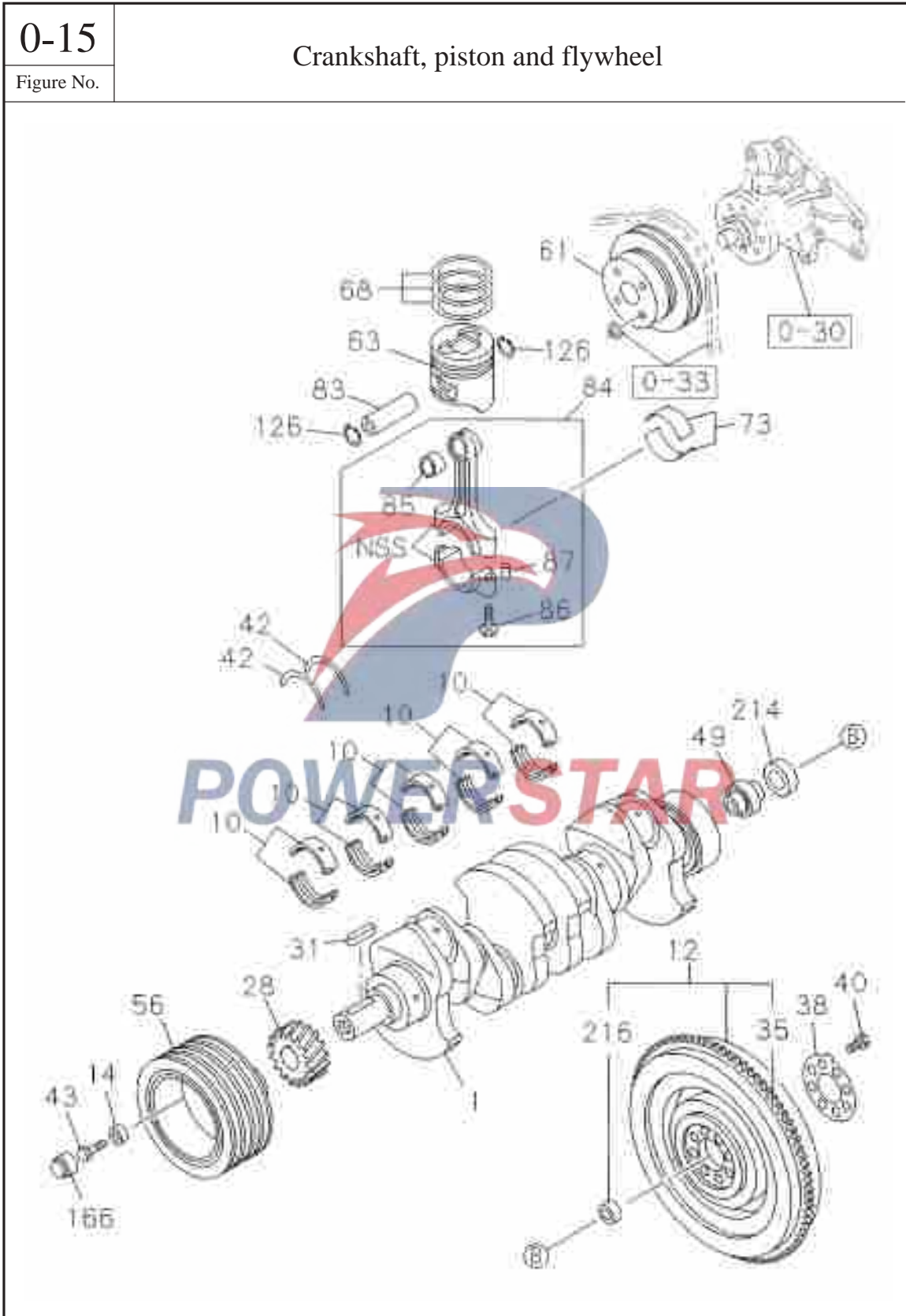
S/N	Recommended specification / name of part				
	Isuzu figure No.	QingLing figure No.	Left/Right	Qty.	Applicable models / applicable status / notes
					A 4KH1-TC engine
333	--- Gear-idle gear B (main)				
	8972400182			01	A Z=52
334	--- Gear-idle gear B (front)				
	8972452322			01	A Z=52
335	--- Gear-idle gear B (rear)				
	8972452311			01	A Z=52



0-15

Crankshaft, piston and flywheel

Figure No.



Crankshaft, piston and flywheel

0-15

Figure No.

S/N	Recommended specification / name of part				
	Isuzu figure No.	QingLing figure No.	Left/Right	Qty.	Applicable models / applicable status / notes
					A 4KH1-TC engine
1	--- Crankshaft				
	8971909321	1005011-850A		01	A
10	--- Shaft bushing-crankshaft				
	8972028790			05	A Grade=2
	8972028800			05	A Grade=3
12	--- Flywheel assembly				
	8973331110	1005020-850		01	A
14	--- Washer - crankshaft belt pulley				
	5095031270			01	A
	Inside diameter =16.5 Outer diameter = 45				
28	--- Timing gear-crankshaft				
	8972400112			01	A
	Z=30				
31	--- Flat key-crankshaft gear				
	9080307430	1005013-10		01	A
35	--- Gear ring-flywheel				
	8944196021	1005022-10		01	A
	Z=108				
38	--- Washer - fixation of flywheel				
	8941339700	1005023-10		01	A

0-15		Crankshaft, piston and flywheel				
Figure No.						
S/N	Recommended specification / name of part					
	Isuzu figure No.	QingLing figure No.	Left/Right	Qty	Applicable models / applicable status / notes	
					A 4KH1-TC engine	
40	--- Bolt - flywheel and crankshaft					
	8970659841	1005211-803		08	A M 13×36	
42	--- Crankshaft thrust washer					
	8973837400			02	A	
43	--- Bolt - crankshaft belt pulley					
	5090002732			01	A M 16×43	
49	--- Rolling bearing					
	9000906790	1005110-803		01	A	
56	--- Crankshaft belt pulley assembly					
	8972548440			01	A 4-slot POWERSTAR	
61	--- Fan belt pulley					
	8944598154			01	A 1-slot Outer diameter =120	
63	--- Piston					
	8972400473	1004011-850		04	A Including in the cylinder sleeve assembly	
68	--- Piston ring assembly					
	8972599410			04	A Including in the cylinder sleeve assembly	
73	--- Connecting rod bush					
	8973582290			08	A	

Crankshaft, piston and flywheel

0-15

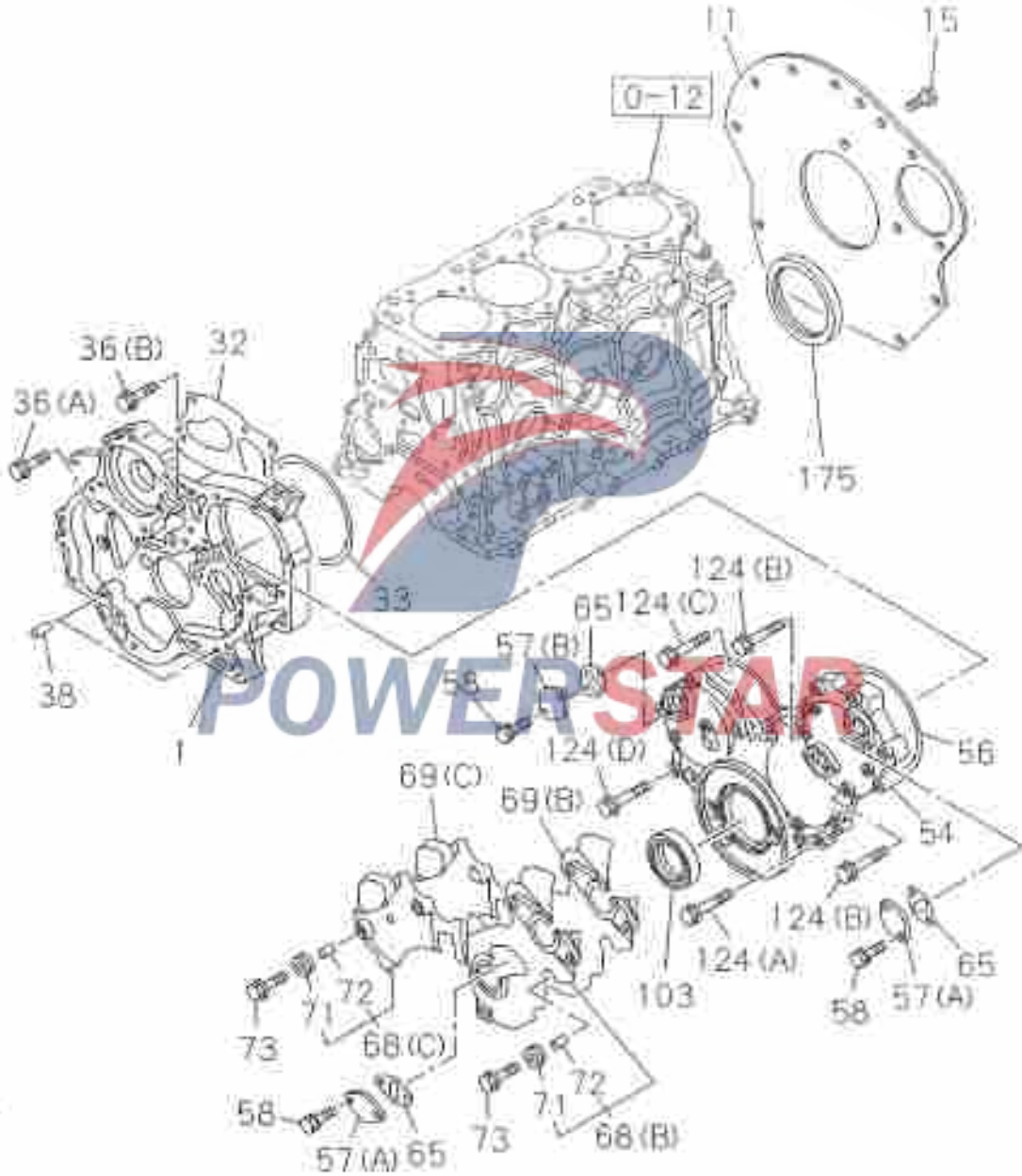
Figure No.

S/N	Recommended specification / name of part				
	Isuzu figure No.	QingLing figure No.	Left/Right	Qty.	Applicable models / applicable status / notes
				A	4KH1-TC engine
83	--- Piston pin				
	8944544790			04	A Including in the cylinder sleeve assembly
84	--- Connecting rod assembly				
	8973528901	1004110-850		04	A
85	--- Bushing - Connecting rod				
	8973528890			04	A Including in the cylinder sleeve assembly
86	--- Bolt - Connecting rod				
	8970620860			08	A M11×44.5
87	--- Pin- connecting rod				
	9081605080			08	A Outer diameter =5 Length=8
126	---Circlip--piston pin				
	8941339690			08	A Including in the cylinder sleeve assembly
166	--- Rubber gasket				
	8972315280			01	A
214	--- Baffle-bearing				
	8973165600			01	A
216	--- Positioning sleeve				
	8972598560	1005014-850		01	A

0-20

Timing gear chamber and flywheel housing

Figure No.



Timing gear chamber and flywheel housing

0-20

Figure No.

S/N	Recommended specification / name of part				
	Isuzu figure No.	QingLing figure No.	Left/Right	Qty.	Applicable models / applicable status / notes
	A 4KH1-TC engine				
1	--- Timing gear chamber				
	8972399832	1002111-850		01	A
11	--- Back end plate- cylinder body				
	8944379232	1005121-803		01	A
15	--- Bolt - back end plate				
	5090002270	1002217-803		03	A
	M12×25				
32	---Sealing pad - timing gear chamber and cylinder body				
	8971294271			01	A
	Including in the major repair kit of engine				
33	---O ring - timing gear cover and fuel injection pump				
	8972876720			01	A
36	--- Combination bolt- timing gear chamber				
	0500408450	Q1420845		02	A
	(B)				
	M8×45				
	0500408200	Q1420820		06	A
	(A)				
	M8×20				
38	--- Positioning Pin-timing gear cover and gear chamber				
	8971354230			02	A
	Length = 20				

0-20		Timing gear chamber and flywheel housing				
Figure No.		Recommended specification / name of part				
S/N	Isuzu figure No.	QingLing figure No.	Left/Right	Qty.	Applicable models / applicable status / notes	
					A	
					A 4KH1-TC engine	
54	--- Timing gear cover					
	8972399844	1002112-850		01	A	
56	---O ring - timing gear cover and gear chamber					
	8972876940			01	A	
57	--- Cover plate- timing gear inspection hole					
	5113210090	1005122-803		02	A (A)	
	8973046081	1005123-850		01	A (B)	
58	--- Combination bolt- cover plate of inspection hole					
	0500406140	Q1420614		06	A M6×14	
65	--- Sealing washer- cover plate of inspection hole					
	8971186981			03	A	
68	--- Timing gear cover assembly					
	8972550341	1005150-850	Left	01	A (B)	
	8973580220	1005160-850	Right	01	A (C)	


Timing gear chamber and flywheel housing

0-20

Figure No.

S/N	Recommended specification / name of part				
	Isuzu figure No.	QingLing figure No.	Left/Right	Qty.	Applicable models / applicable status / notes
					A 4KH1-TC engine
69	--- Rubber gasket - timing gear cover and guard				
	8973290090		Left	01	A (B)
	8973290110		Right	01	A (C)
71	--- Rubber gasket - installation of timing gear cover				
	5193890020			05	A
72	--- Bushing - timing gear cover and shield				
	5193890090			05	A
73	--- Combination bolt- timing gear cover and guard				
	0501406180	Q1460618		05	A M6×18
103	--- Front oil seal of crankshaft				
	8973517040			01	A Including in the major repair kit of engine
124	--- Bolt - timing gear cover				
	0280808300	Q1840830		08	A Flange bolts - timing gear cover (A) M8×30
	0500408700	Q1420870		06	A Combination bolt- timing gear cover (B) M8×70

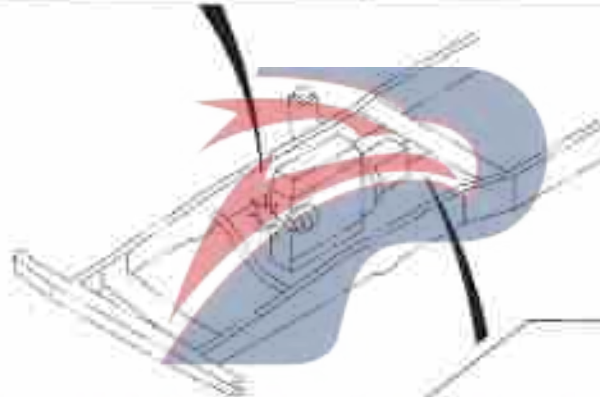
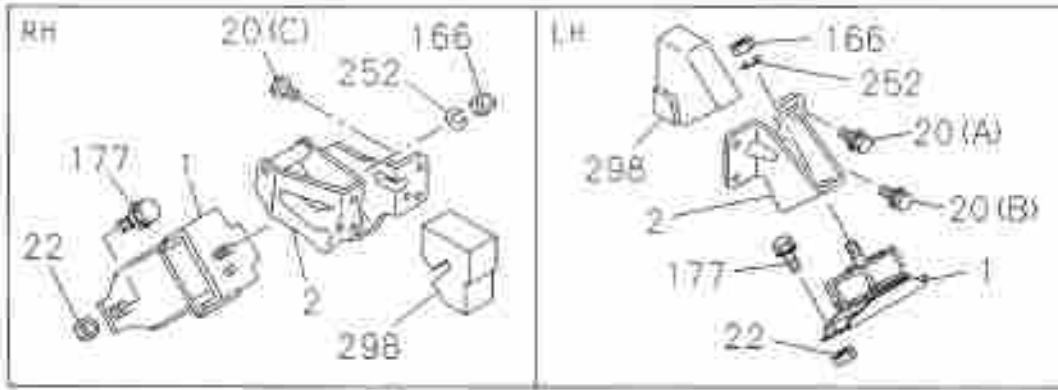
0-20		Timing gear chamber and flywheel housing				
Figure No.						
S/N	Recommended specification / name of part					
	Isuzu figure No.	QingLing figure No.	Left/Right	Qty.	Applicable models / applicable status / notes	
					A 4KH1-TC engine	
124	--- Bolt - timing gear cover					
	0583112550	1002215-803		01	A Bolt - timing gear cover (C) M12×55	
	8941300551			01	A Bolt - timing gear cover (D) M8×58	
175	--- Rear oil seal of crankshaft					
	8970715611			01	A Including in the major repair kit of engine	



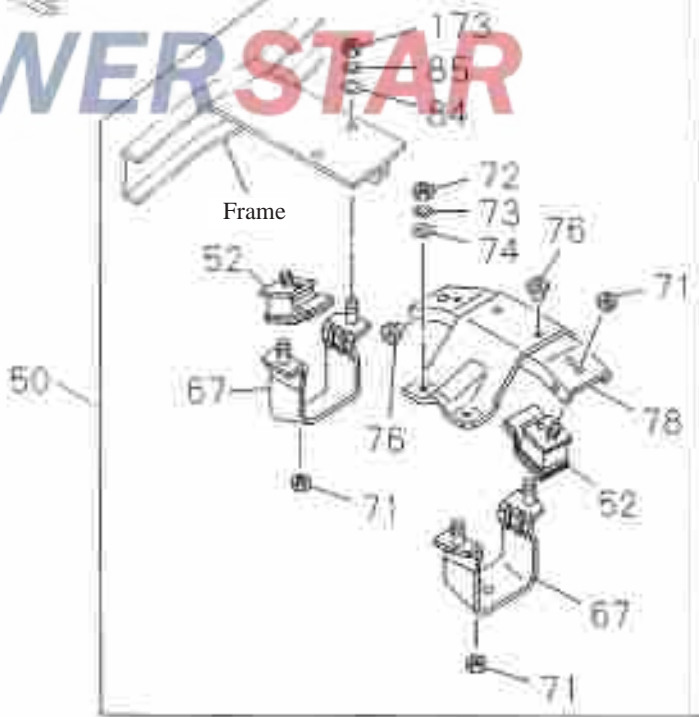
Engine installation

0-22

Figure No.



POWER STAR



0-22		Engine installation			
Figure No.					
S/N	Recommended specification / name of part				
	Isuzu figure No.	QingLing figure No.	Left/Right	Qty.	Applicable models / applicable status / notes
					A 4KH1-TC engine
1	--- Rubber bracketing seat				
	8971228950		Left	01	A
	8971228930		Right	01	A
2	--- Bracket - engine				
	8973001560	1001011-803	Left	01	A
	8972876392	1001020-803	Right	01	A
20	--- Bolt				
	0500414250	Q1421425	Left	01	A Combination bolt (B) M 14×25
	0500410220	Q1421022	Left	03	A Combination bolt (A) M 10×22
	0500410220	Q1421022	Right	02	A Combination bolt (A) M 10×22
	8943299521		Right	02	A Combination bolt (C) M 10×28
	22 --- Flange nut- engine and suspended crossbeam				
	0911502100	Q32010T13		04	A M10

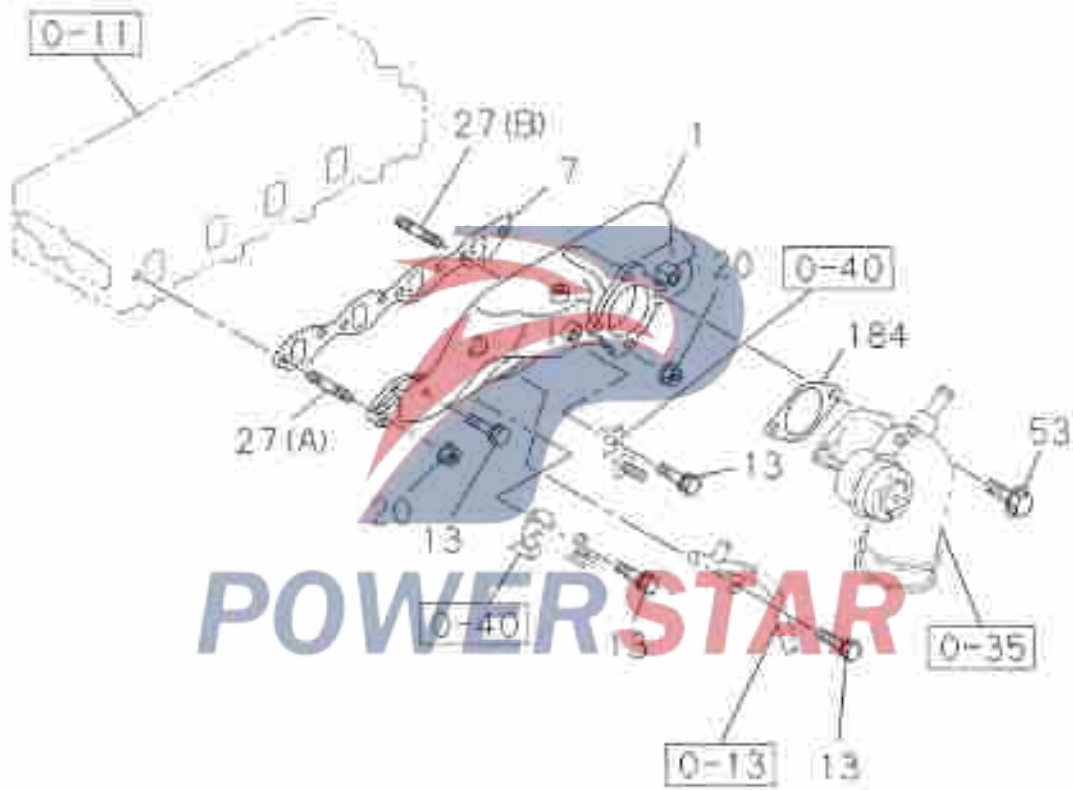
Engine installation						0-22
						Figure No.
S/N	Recommended specification / name of part					Applicable models / applicable status / notes
	Isuzu figure No.	QingLing figure No.	Left/Right	Qty.	A	
	A 4KH1-TC engine					
50	---Rear mounting support assembly of engine					
	8941118996	1001110-803		01	A	
52	---Rubber gasket - rear mounting bracket					
	8941119030			02	A	
67	---Rear bracket- engine installation					
	8941119082		Left	01	A	
	8941119092		Right	01	A	
71	---Flange nut - rubber gasket					
	0911501100			04	A	M10
72	---Nut - rear mounting bracket to gearbox					
	9091104100	Q341C10		04	A	M10
73	--- Heavy-duty spring washer- rear mounting bracket to gearbox					
	9091506100	Q40510		04	A	Inside diameter =10.2
74	--- Flat washer- rear mounting bracket to gearbox					
	9091646100			02	A	Inside diameter =10 Outer diameter = 22
76	--- Stop screw- rubber gasket					
	8941119040			02	A	

0-22		Engine installation				
Figure No.						
S/N	Recommended specification / name of part					
	Isuzu figure No.	QingLing figure No.	Left/Right	Qty	Applicable models / applicable status / notes	
					A 4KH1-TC engine	
78	--- Rear bracket- engine installation					
	8941333932			01	A	
84	--- Big washer - rear mounting support to the 3rd crossbeam					
	9091648100	Q40210		04	A Inside diameter =10 Outer diameter = 32	
85	--- Heavy-duty spring washer-rear mounting bracket to the 3rd crossbeam					
	9091506100	Q40510		04	A Inside diameter =10.2	
166	--- Nut - bearing and rubber bearing seat					
	9991105120	Q341B12T13		02	A M12	
173	--- Nut - rear mounting bracket to the 3rd crossbeam					
	9091104100	Q341C10		04	A M10	
177	--- Bolt - engine and suspended crossbeam					
	8944687331	1001211-803		04	A M10×37.5	
252	--- Heavy-duty spring washer-bracket and rubber bearing seat					
	9091506120	Q40512		02	A Inside diameter =12	
298	--- Rubber gasket - engine bracket					
	8972649260		Left	01	A	
	8972649250		Right	01	A	

Intake manifold

0-25

Figure No.

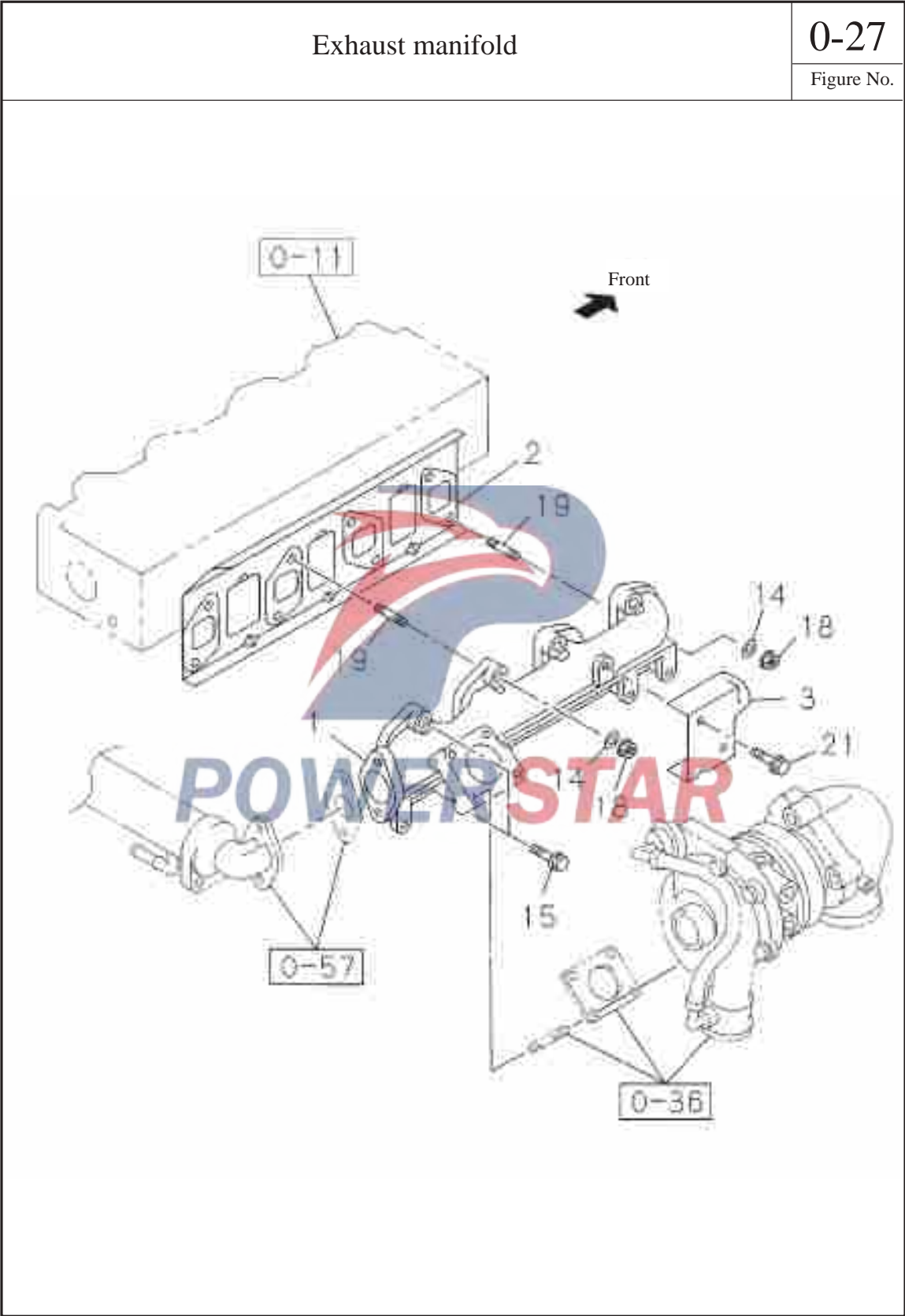


0-25		Intake manifold				
Figure No.						
S/N	Recommended specification / name of part					
	Isuzu figure No.	QingLing figure No.	Left/Right	Qty.	Applicable models / applicable status / notes	
					A 4KH1-TC engine	
1	--- Intake manifold					
	8971923271	1008011-803		01	A	
7	--- Sealing pad - intake manifold					
	8973018381			01	A Including in the major repair kit of engine /cylinder cover	
13	--- Combination bolt- intake manifold					
	0500408250	Q1420825		04	A M8×25	
	0500408300	Q1420830		02	A M8×30	
20	--- Flange lock nuts					
	5094400050			02	A M8	
27	--- Studs - intake manifold					
	9041108250			01	A Front (A) M8×25 Length = 37	
	9096300341			01	A Rear (B) M8×35 Length = 46	
53	--- Flange bolts					
	0281810250	Q1841025		02	A M10×25	
184	--- Sealing gasket					
	8970358831			01	A Including in the major repair kit of engine	

Exhaust manifold

0-27

Figure No.

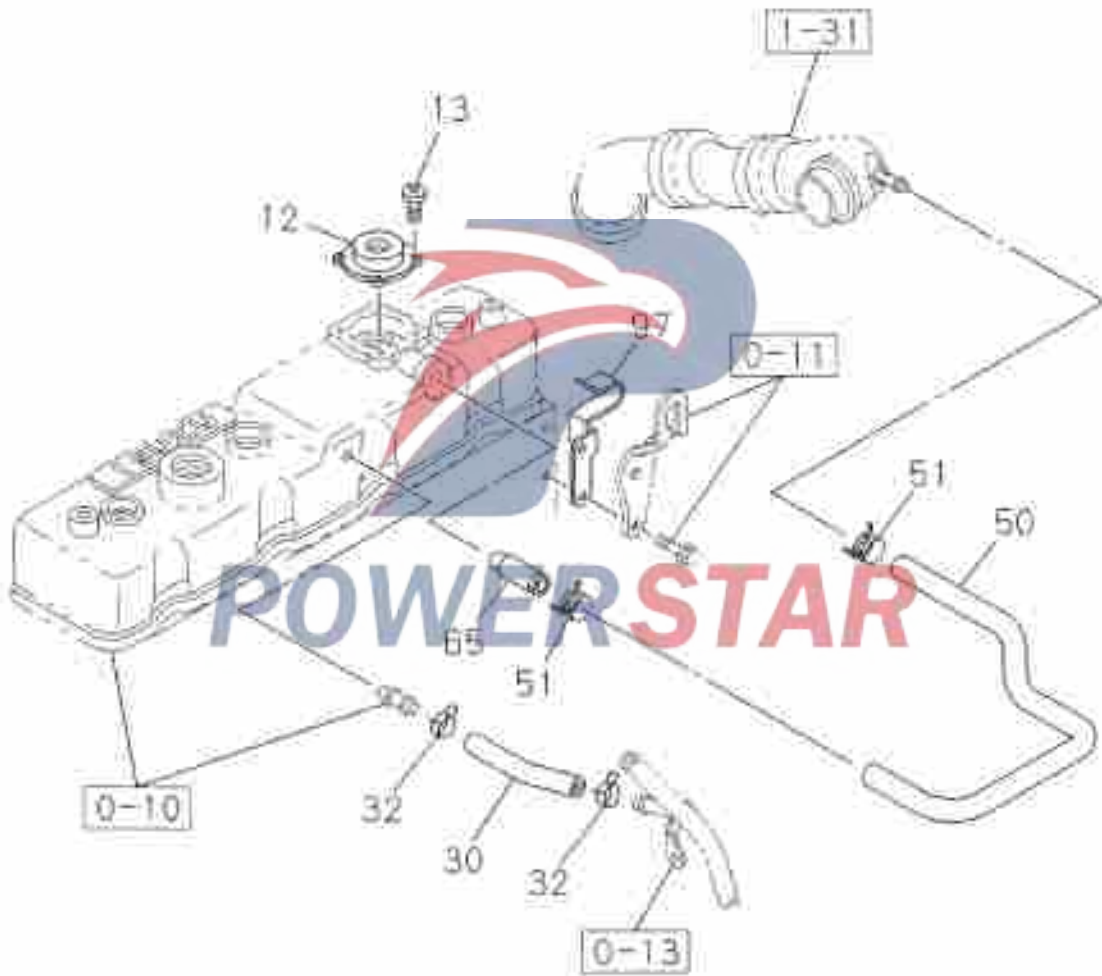


0-27		Exhaust manifold				
Figure No.						
S/N	Recommended specification / name of part					
	Isuzu figure No.	QingLing figure No.	Left/Right	Qty.	Applicable models / applicable status / notes	
					A 4KH1-TC engine	
1	--- Exhaust manifold					
	8972885753	1008021-850A		01	A	
2	--- Sealed heat insulating plate- exhaust manifold					
	8973503170			01	A Including in the major repair kit of engine /cylinder cover	
3	--- Heat insulating plate					
	8972591711	1008061-850		01	A	
14	--- Spring washer-exhaust manifold					
	8972579140			02	A	
					Inside diameter = 8.5 Outside diameter = 15 Thickness = 4	
15	--- Bolt - exhaust manifold					
	8971315971			06	A M8×35	
18	--- Flange nut- exhaust manifold					
	0911502080	Q32008T13		02	A M8	
19	--- Studs - exhaust manifold					
	8973780650			02	A M8×35 Length = 46	
21	--- Flange bolts - heat insulating plate					
	0280808120	Q1840812		02	A M8×12	

Crankcase ventilation system

0-28

Figure No.



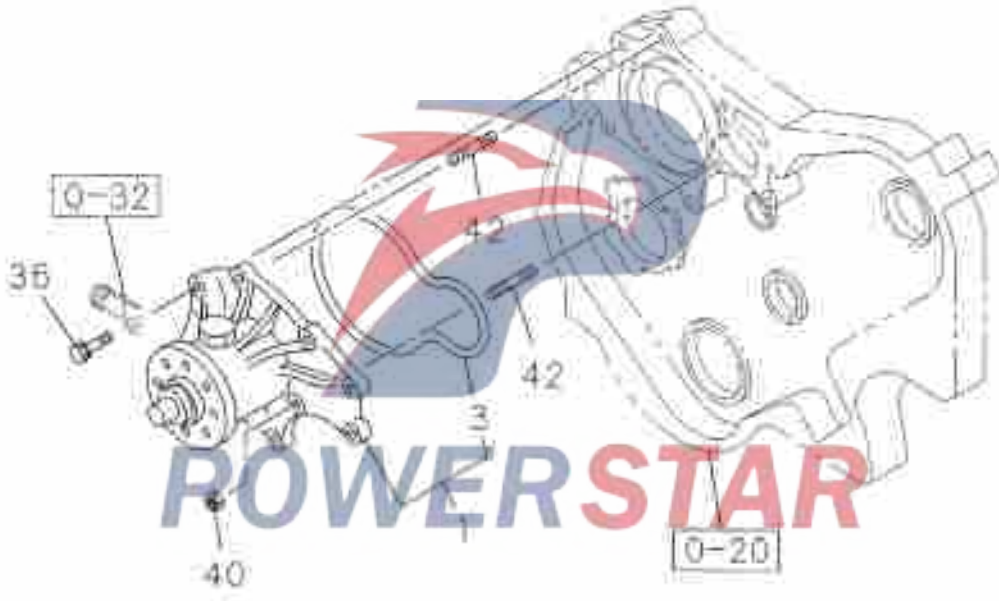
P-51

0-28		Crankcase ventilation system			
Figure No.		Recommended specification / name of part			
S/N	Isuzu figure No.	QingLing figure No.	Left/Right	Qty.	Applicable models / applicable status / notes
					A 4KH1-TC engine
12	--- Crankcase ventilation valve assembly				
	8971198870			01	A
13	--- Screw - crankcase ventilation valve				
	9039104080			04	A
					M4×8
30	--- PCV hose				
	8972400310			01	A
32	--- Clamping piece- PCV hose				
	8944487270			02	A
					Inside diameter =14.8
50	--- Crankcase ventilation hose				
	8972489841			01	A
51	--- Elastic pipe clamp-ventilation hose on crankcase				
	8941211130	Q763B195		02	A
					Inside diameter =20.4
65	--- Air vent tube				
	8942506151			01	A
97	--- Bracket - PCV hose				
	8972123500	3506561-803		01	A

Coolant pump

0-30

Figure No.

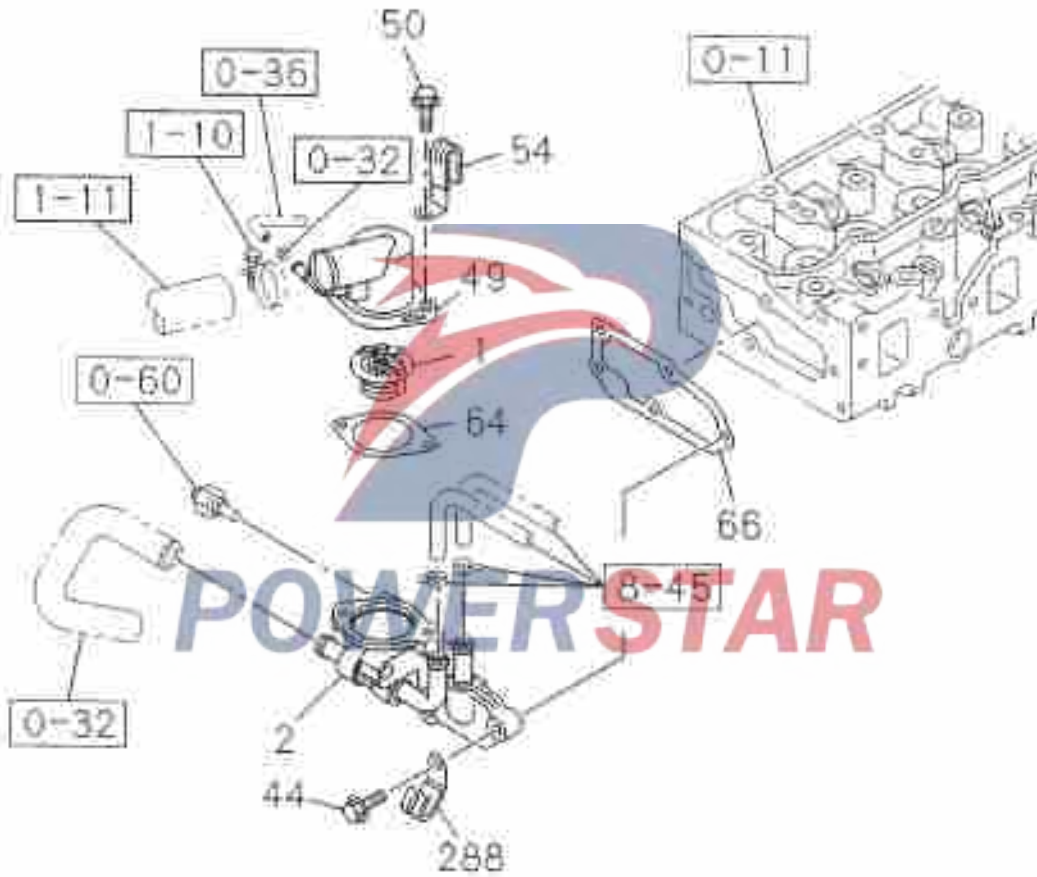


0-30		Coolant pump			
Figure No.					
S/N	Recommended specification / name of part				
	Isuzu figure No.	QingLing figure No.	Left/Right	Qty.	Applicable models / applicable status / notes
					A 4KH1-TC engine
1	--- Coolant pump assembly				
	8971044163			01	A
3	--- Coolant pump sealing pad				
	8941780810			01	A Including in the major repair kit of engine
36	--- Bolt-coolant pump assembly				
	5090000841			05	A M8×55
40	--- Flange nut -coolant pump assembly				
	0911501080			02	A M8
42	--- Stud -coolant pump assembly				
	9041108220			02	A M8×22 Length=34

Thermostat and its housing

0-31

Figure No.

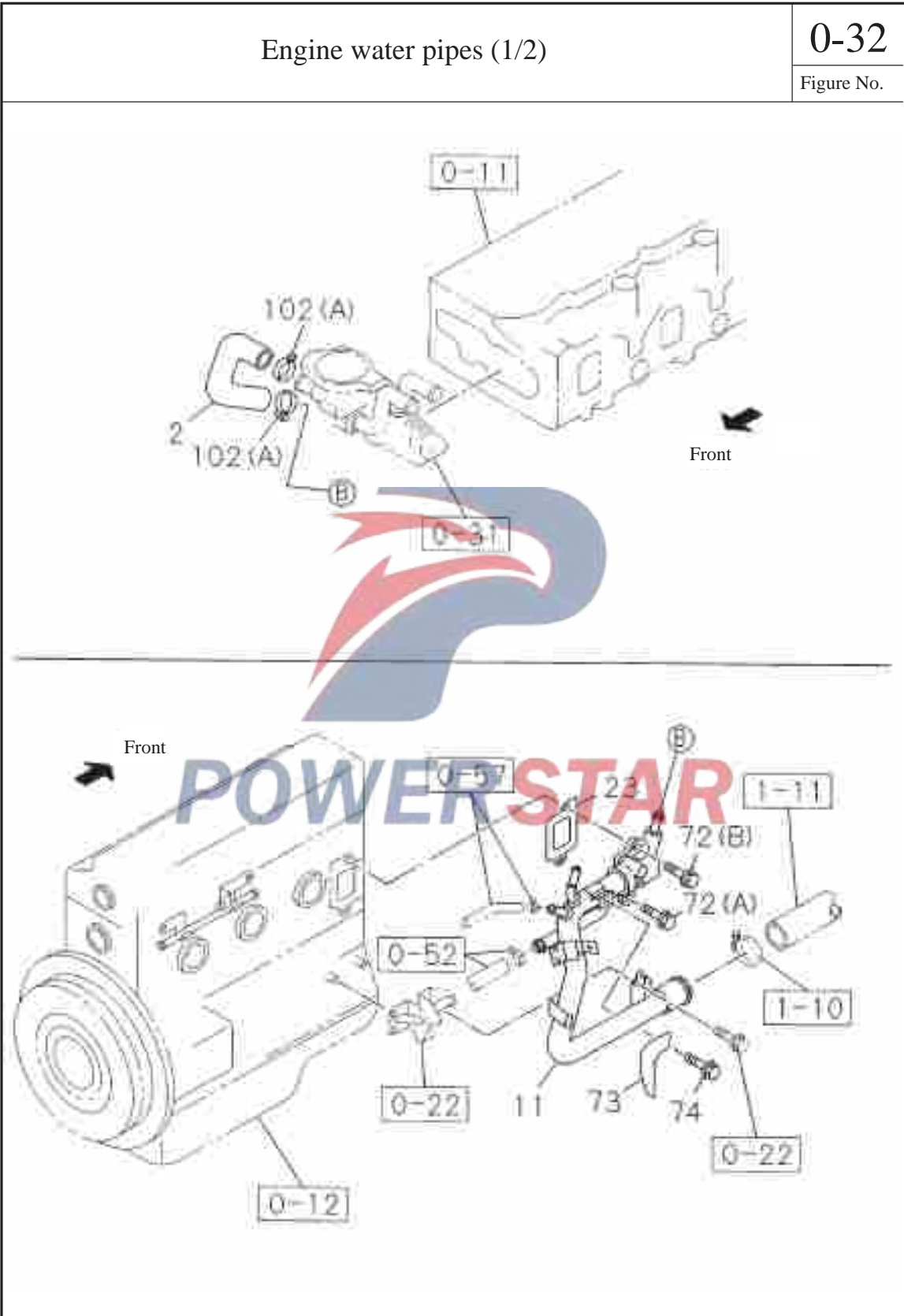


0-31		Thermostat and its housing				
Figure No.		Recommended specification / name of part				
S/N	Isuzu figure No.	QingLing figure No.	Left/Right	Qty.	Applicable models / applicable status / notes	
					A	
1	---	Thermostat				
	8973617700			01	A	82 ℃
2	---	Thermostat housing assembly				
	8972524162			01	A	
44	---	Combination bolt- thermostat housing and cylinder cover				
	0500408300	Q1420830		05	A	M8×30
49	---	Water outlet pipe assembly				
	8972890110	1306030-850		01	A	
50	---	Combination bolt- water outlet pipe				
	0501408300	Q1460830		02	A	M8×30
54	---	Clamping piece-Engine wire harness				
	8941300760	1306212-803		01	A	Inner diameter=13 Height = 75 Length = 25
64	---	Sealing pad - water outlet pipe				
	8943656742			01	A	Including in the major repair kit of engine /cylinder cover
66	---	Sealing pad - thermostat housing and cylinder cover				
	8972161560			01	A	Including in the major repair kit of engine /cylinder cover
288	---	Clip - wire harness				
	8973679830			01	A	Inside diameter =12

Engine water pipes (1/2)

0-32

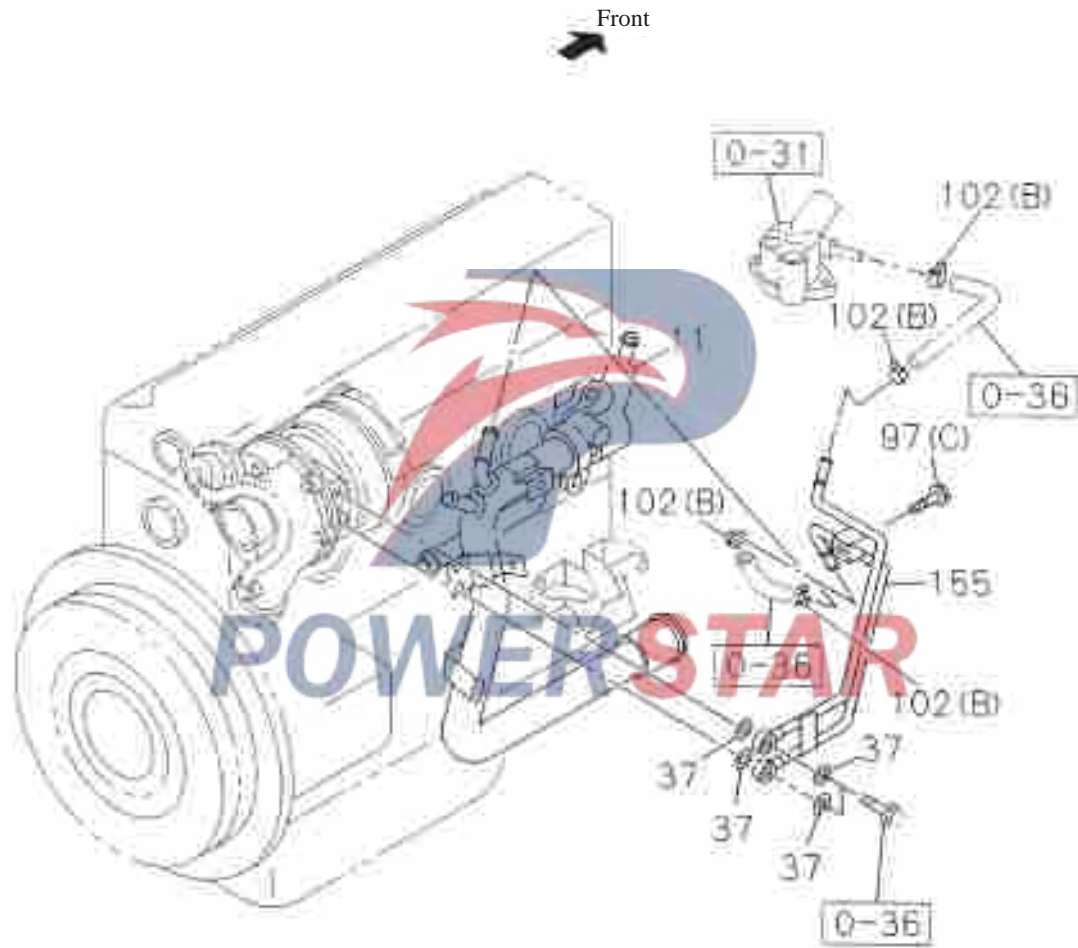
Figure No.



0-32

Engine water pipes (2/2)

Figure No.



Engine water pipes

0-32

Figure No.

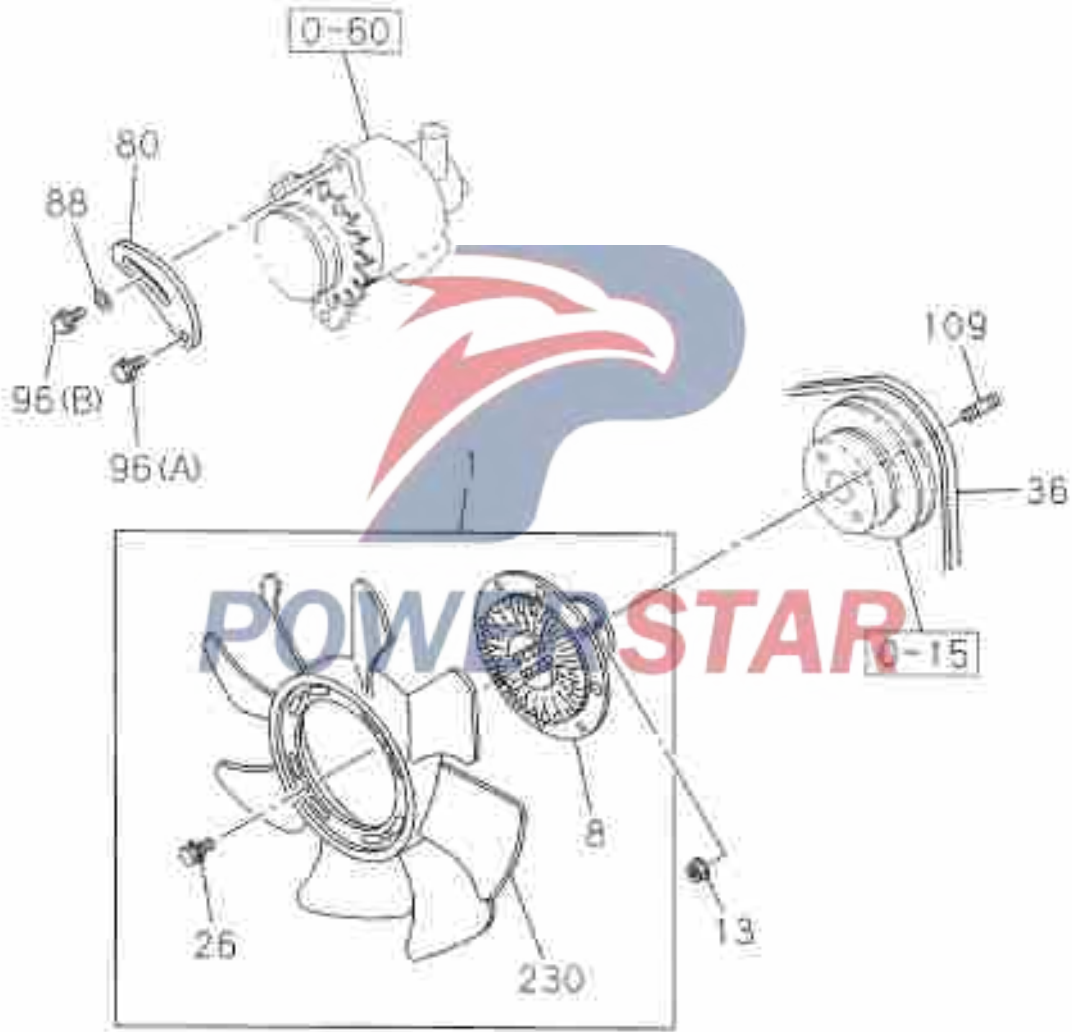
S/N	Recommended specification / name of part				
	Isuzu figure No.	QingLing figure No.	Left/Right	Qty.	Applicable models / applicable status / notes
	A 4KH1-TC engine				
2	--- Rubber hose - water pump intake pipe to thermostat housing 8970374640 01 A				
11	--- Water pump inlet pipe assembly 8972399943 01 A				
23	--- Sealing pad - water pump intake pipe assembly and cylinder body 8943656763 01 A Including in the major repair kit of engine				
37	--- Gasket 9095714120 04 A Including in the major repair kit of engine Inside diameter =12.2				
72	--- Bolt - water inlet pipe of water pump 0280808200 Q1840820 01 A Flange bolts - water inlet pipe of water pump (A) M8×20 0500408450 Q1420845 01 A Combination bolt- water pump intake pipe (B) M8×45				
73	--- Heat insulating plate assembly 8970437431 1303085-803 01 A				

0-32		Engine water pipes				
Figure No.		Recommended specification / name of part				
S/N	Isuzu figure No.	QingLing figure No.	Left/Right	Qty.	Applicable models / applicable status / notes	
					A	4KH1-TC engine
74	--- Combination bolt- heat insulating plate assembly					
	0501408160	Q1460816		03	A	M8×16
97	--- Flange bolts					
	0280808120	Q1840812		01	A	(C) M8×12
102	--- Clamping piece-Water hose					
	8943679430			04	A	(B) Inside diameter =12.8
155	--- Water pipe assembly					
	8972399950			01	A	

Fan and fan belt

0-33

Figure No.



0-33		Fan and fan belt			
Figure No.		Recommended specification / name of part			
S/N	Isuzu figure No.	QingLing figure No.	Left/Right	Qty.	Applicable models / applicable status / notes
					A 4KH1-TC engine
1	---Fan assembly				
	8971285311			01	A
8	--- Clutch-fan				
	8971297360			01	A
13	---Nut - fan				
	5094400040			04	A M6
26	---Bolt - fan				
	8943897640			04	A
36	---Fan belt				
	8973151530			01	A Length = 1041
80	--- Adjusting bracket - fan belt				
	8970805561	3701110-803		01	A
88	--- Big washer - adjusting support				
	9091647080	Q40208		01	A Inside diameter =8 Outer diameter = 22
96	--- Bolt - adjusting bracket				
	0280808450	Q1840845		01	A Flange bolts - adjusting support (A) M8×45

Fan and fan belt

0-33

Figure No.

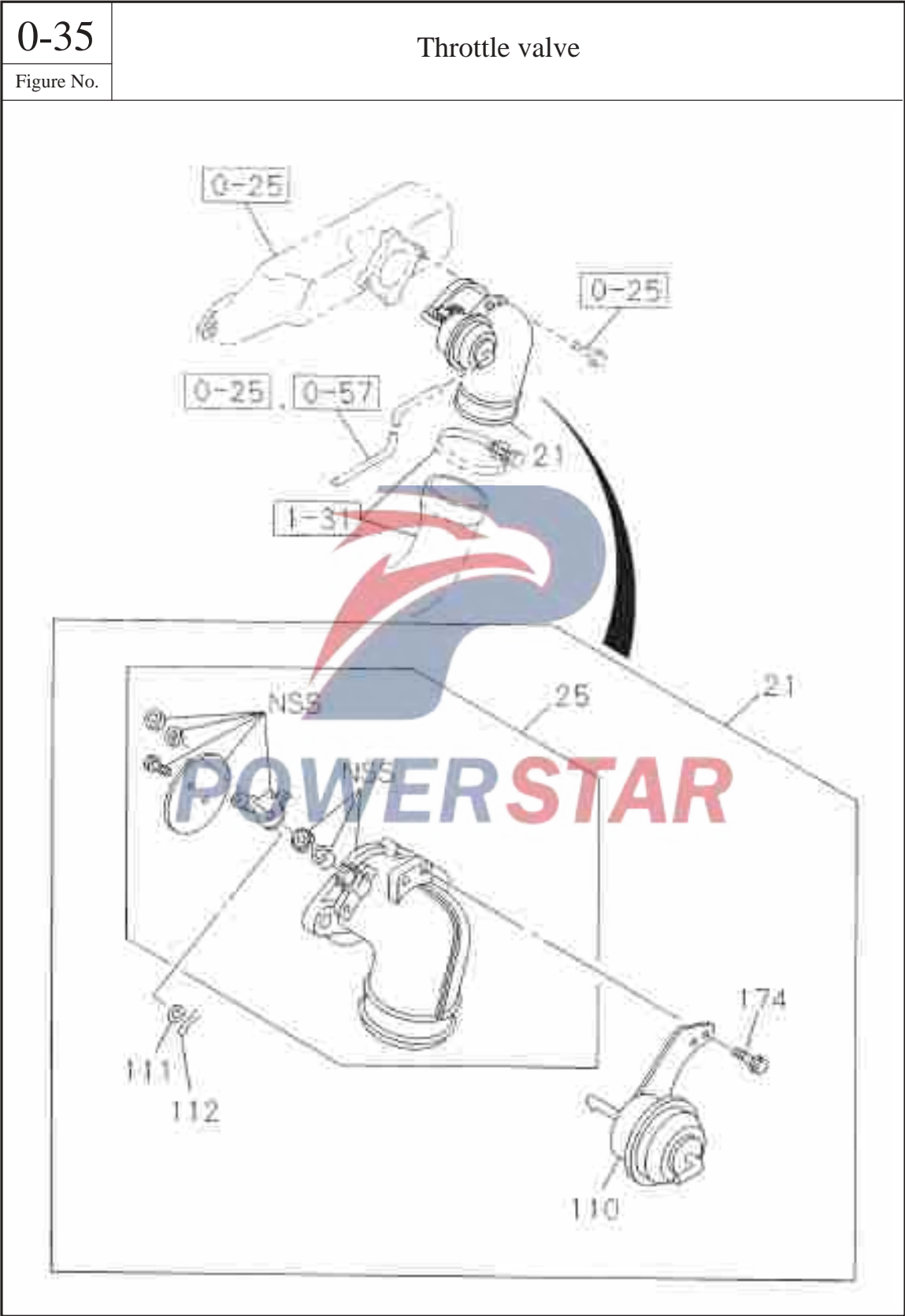
S/N	Recommended specification / name of part				
	Isuzu figure No.	QingLing figure No.	Left/Right	Qty.	Applicable models / applicable status / notes
					A 4KH1-TC engine
96	--- Bolt - adjusting bracket				
	0500408250	Q1420825		01	A Combination bolt- adjusting bracket (B) M8×25
109	--- Studs - fan				
	9041106180			04	A M6×18 Length = 27
230	--- Fan blade				
	8971316640			01	A

POWERSTAR

0-35

Throttle valve

Figure No.




Throttle valve

0-35

Figure No.

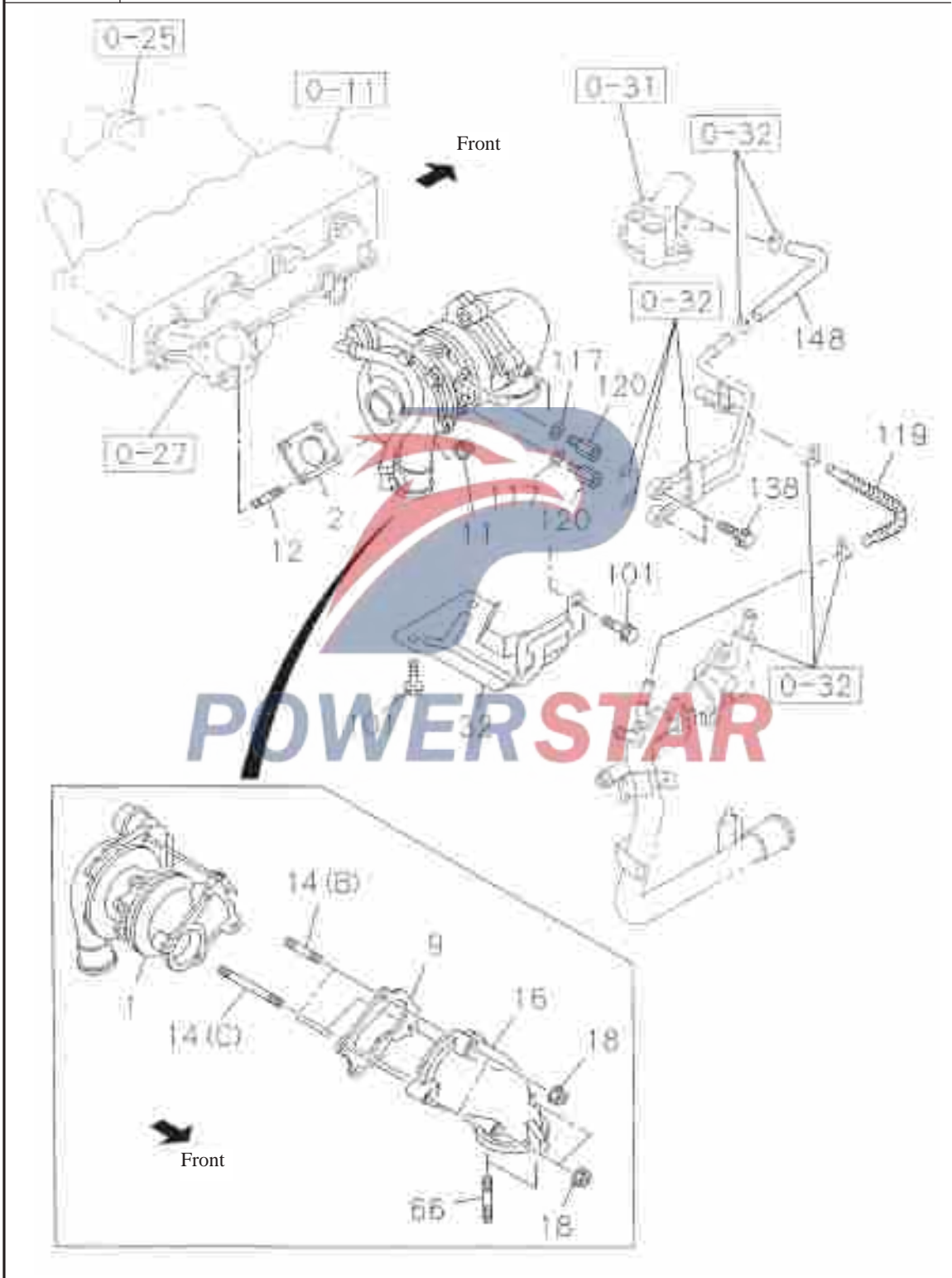
S/N	Recommended specification / name of part				
	Isuzu figure No.	QingLing figure No.	Left/Right	Qty.	Applicable models / applicable status / notes
					A 4KH1-TC engine
21	--- Throttle valve assembly				
	8973099252			01	A
25	--- Shell assembly-throttle valve				
	8973173841			01	A
110	--- Vacuum valve- throttle valve				
	8973173850			01	A
111	--- Washer - split pin				
	8944678280			01	A
112	--- Split pin				
	9081120100			01	A
174	--- Bolt - vacuum valve				
	0280806120			02	A
					M6×12



0-36

Turbosupercharging system

Figure No.



Turbosupercharging system

0-36

Figure No.

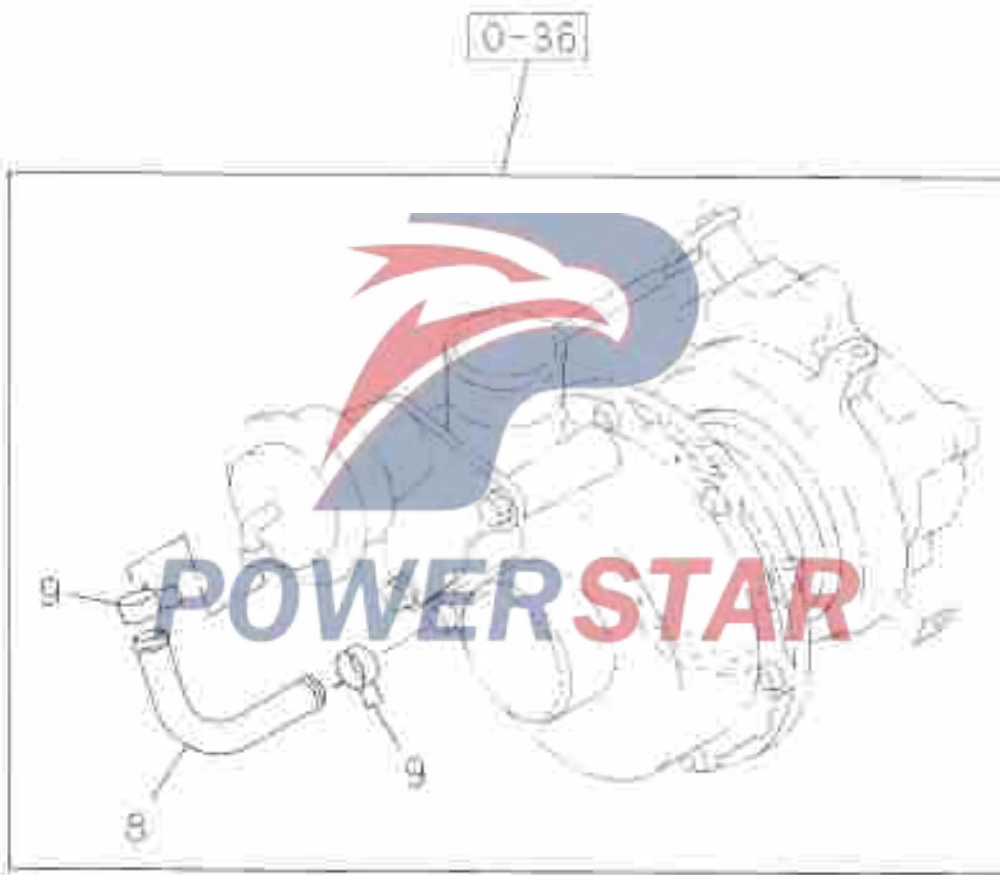
S/N	Recommended specification / name of part				Applicable models / applicable status / notes
	Isuzu figure No.	QingLing figure No.	Left/Right	Qty.	
					A 4KH1-TC engine
1	--- Turbosupercharger assembly				
	8972400083	1118010-850		01	A
2	--- Sealing pad - supercharger to exhaust manifold				
	8972885770			01	A Including in the major repair kit of engine /cylinder cover
9	--- Sealing pad - supercharger to exhaust pipe				
	8972631230			01	A Including in the major repair kit of engine /cylinder cover
11	--- Nut				
	8971616070			04	A
					M8
12	---Studs				
	8973780600			04	A
					M8×20 Length = 31
14	--- Studs				
	8971045071			02	A
					(B)
					M8×43 Length = 54
	8973780680			02	A
					(C)
					M8×81
16	--- Supercharger joint				
	8972400090	1008022-850		01	A

0-36		Turbosupercharging system				
Figure No.		Recommended specification / name of part				
S/N	Isuzu figure No.	QingLing figure No.	Left/Right	Qty.	Applicable models / applicable status / notes	
					A	
18	--- Nut 8971616070			04	A M8	
32	--- Heat shield 8972588210			01	A	
66	--- Studs 5093020081			02	A M10×45 Length = 60	
101	--- Flange bolts - heat shield 0280808120			03	A M8×12	
117	--- Gasket 8944725841			02	A Including in the major repair kit of engine Thickness =2.5	
119	--- Water hose assembly 8973127290	1303080-850		01	A	
120	--- Adjusting valve 8944725830			02	A	
138	--- Eye bolt 1096750810			02	A M12×24	
148	--- Water pipe 0035092800			01	A Length = 280	

Turbosupercharger

0-37

Figure No.



Turbosupercharger

Figure No.

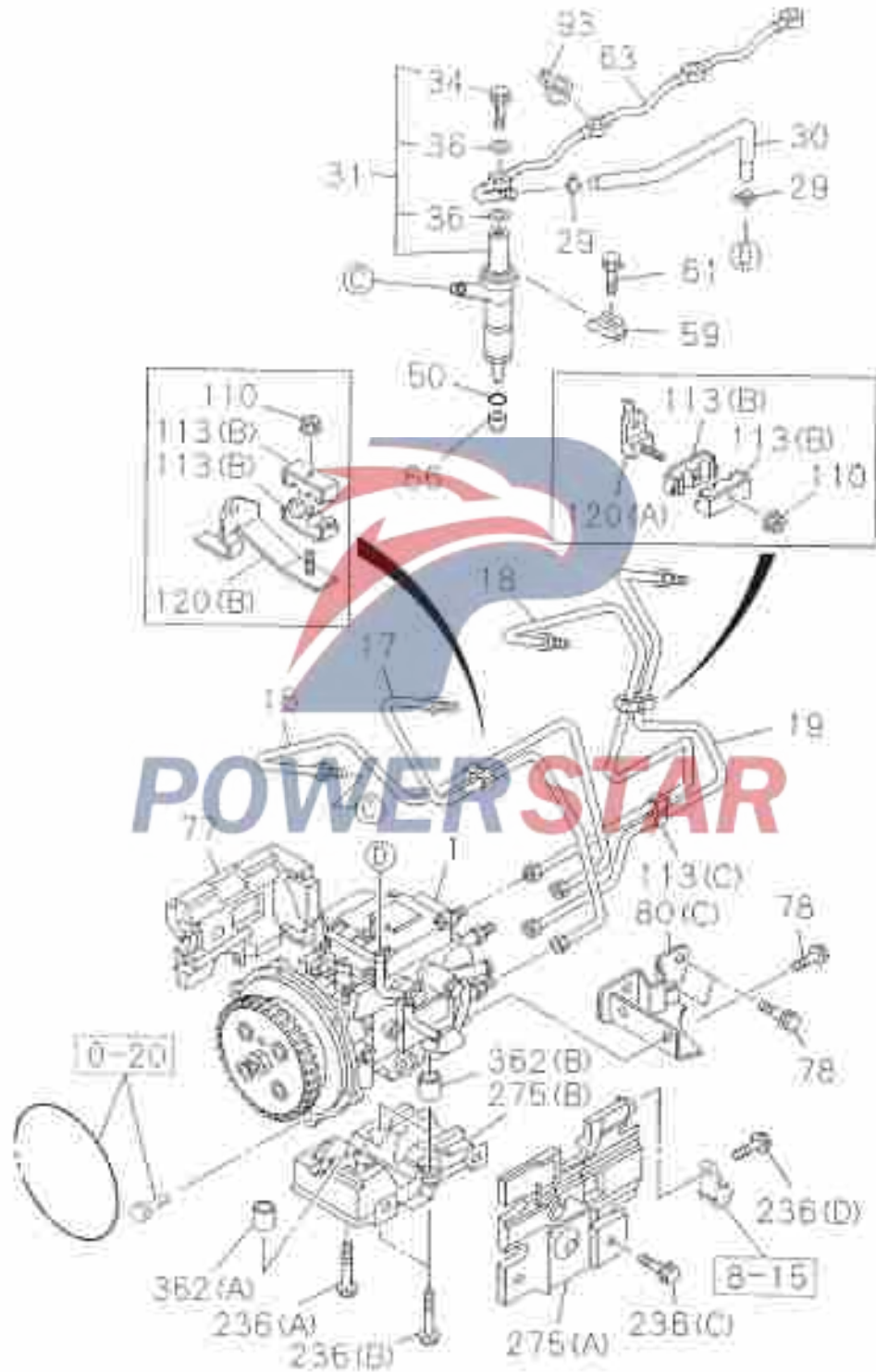
S/N	Recommended specification / name of part			
	Isuzu figure No.	QingLing figure No.	Left/Right	Qty.
				A
	Applicable models / applicable status / notes			
				A
	4KH1-TC engine			
8	--- Vacuum hose -turbosupercharger			
	8971286250		01	A
9	--- Clip - vacuum hose			
	8941674690		02	A



Fuel injection system

0-40

Figure No.



0-40		Fuel injection system				
Figure No.						
S/N	Recommended specification / name of part					
	Isuzu figure No.	QingLing figure No.	Left/Right	Qty.	Applicable models / applicable status / notes	
				A	4KH1-TC engine	
1	--- Oil injection pump assembly					
	8972523414			01	A	
16	--- High pressure fuel pipe assembly of 1st cylinder					
	8972550172			01	A	
17	--- High pressure fuel pipe assembly of 2nd cylinder					
	8972550182			01	A	
18	--- High pressure fuel pipe assembly of 3rd cylinder					
	8972550192			01	A	
19	--- High pressure fuel pipe assembly of 4th cylinder					
	8972550202			01	A	
29	--- Pipe clamp-oil nozzle and oil return hose					
	8971732190			02	A	
					Inside diameter =11	
30	--- Oil return hose					
	8973647730			01	A	
					Length = 320	
31	--- Oil nozzle assembly					
	8973829490			04	A	
34	--- Eye bolt					
	8943203070			04	A	

Fuel injection system						0-40
						Figure No.
S/N	Recommended specification / name of part					
	Isuzu figure No.	QingLing figure No.	Left/Right	Qty.	Applicable models / applicable status / notes	
				A	4KH1-TC engine	
36	--- Gasket					
	8970843470			08	A	
50	---O ring - oil nozzle and cylinder cover					
	8972874022			04	A Including in the major repair kit of engine /cylinder cover	
59	--- Pressure block of oil nozzle					
	8972598840			04	A	
61	--- Spherical bolt- fastening the oil nozzle					
	8944680202			04	A	
63	--- Oil return pipe					
	8972887020			01	A	
66	--- Cushion block-oil nozzle and cylinder cover					
	8971713310			04	A Including in the major repair kit of engine /cylinder cover Inside diameter = 7.2 Outside diameter = 15.0 Thickness = 6.6	
77	--- Rubber gasket					
	8972568381			01	A	
78	--- Flange bolts - bracket					
	0286808200	Q1840820		04	A M8×20	
80	--- Rear bracket of oil injection pump					
	8972876983	1122011-850		01	A (C)	

0-40		Fuel injection system			
Figure No.		Recommended specification / name of part			
S/N	Isuzu figure No.	QingLing figure No.	Left/Right	Qty.	Applicable models / applicable status / notes
					A 4KH1-TC engine
93	--- Gasket of oil return pipe				
	8973752360			04	A
110	--- Flange nut- fixation of clip				
	0911501060			02	A
					M6
113	--- High pressure oil pipe clamp assembly				
	1097011321			04	A
					(B)
					Inner diameter=15 Length =30
	8972240411			01	A
					(C)
120	--- Bracket assembly				
	8980150240	1117130-803		01	A
					(A)
	8972579060	1117140-850		01	A
					(B)
236	--- Flange bolts				
	0280808100	Q1840810		02	A
					(C)
					M8×10
	0281810450	Q1841045		01	A
					(A)
					M10×45

Fuel injection system

0-40

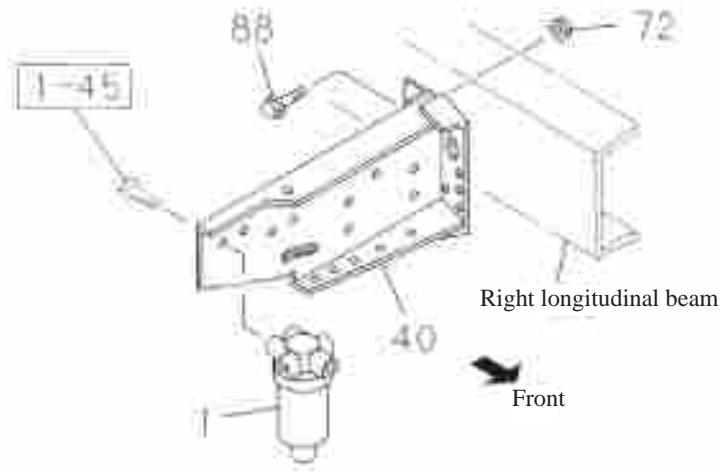
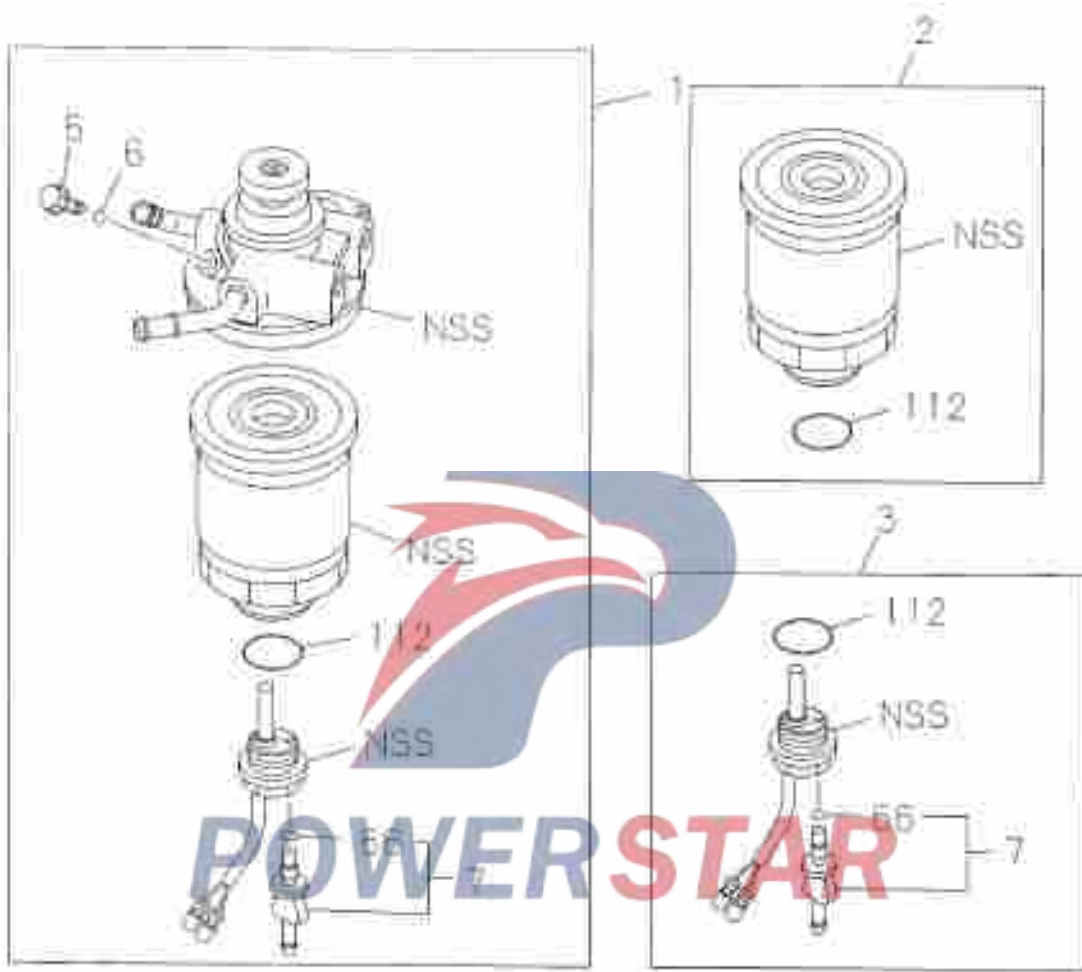
Figure No.

S/N	Recommended specification / name of part				
	Isuzu figure No.	QingLing figure No.	Left/Right	Qty.	Applicable models / applicable status / notes
					A 4KH1-TC engine
236	---Flange bolts				
	0281810500	Q1841050		02	A (B) M10×50
	0286808200	Q1840820		01	A (D) M8×20
275	---Fuel injection pump cover				
	8973290140			01	A Fuel injection pump cover (A)
	8973290160			01	A Lower cover of oil injection pump (B)
362	--- Guide pipe				
	8972870070			01	A (A)
	8972870080			02	A (B)

0-41

Fuel filter and bracket

Figure No.



P-76

Fuel filter and bracket

0-41

Figure No.

S/N	Recommended specification / name of part				
	Isuzu figure No.	QingLing figure No.	Left/Right	Qty.	Applicable models / applicable status / notes
					A 4KH1-TC engine
1	--- Fuel filter assembly				
	8972401262	1117010-850		01	A
2	--- Fuel filter element				
	8943692993			01	A
3	--- Sensor - fuel filter				
	8970798210			01	A
5	--- Exhaust bolts - fuel filter				
	8941326740			01	A
6	--- Seal ring - exhaust bolts				
	8941326750			01	A
7	--- Water-drain screw plug - fuel filter				
	8971235490			01	A
40	--- Bracket - fuel filter				
	8973700900	1117110-850		01	A
66	--- Seal ring – water-drain screw plug				
	8944471560			01	A
72	--- Flange nut- clip to the 3rd crossbeam				
	0911501100	Q32010		03	A
					M10

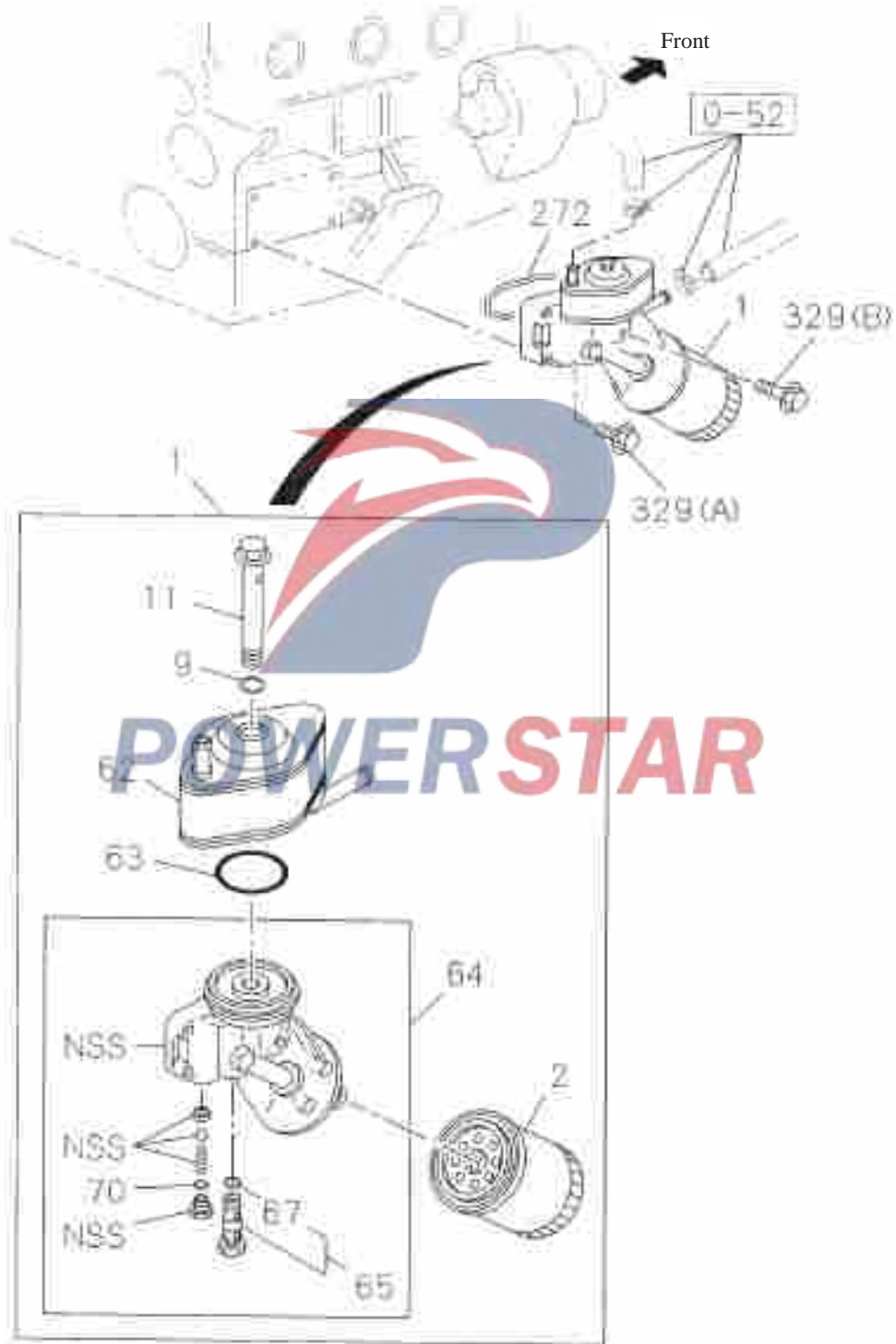
0-41		Fuel filter and bracket				
Figure No.		Recommended specification / name of part				
S/N	Isuzu figure No.	QingLing figure No.	Left/Right	Qty.	Applicable models / applicable status / notes	
					A	4KH1-TC engine
88	--- Flange bolts					
	0280810300	Q1841030		02	A	M10× 30
112	--- Seal ring - sensor					
	9095633340			01	A	



Engine oil cooler and engine oil filter

0-50

Figure No.



0-50		Engine oil cooler and engine oil filter			
Figure No.					
S/N	Recommended specification / name of part				
	Isuzu figure No.	QingLing figure No.	Left/Right	Qty.	Applicable models / applicable status / notes
					A 4KH1-TC engine
1	--- Oil filter assembly				
	8972399781	1012010-850		01	A
2	--- Oil filter element				
	8973299110			01	A
9	--- Seal ring - center bolt				
	8970470000			01	A
11	--- Center bolt - oil filter				
	8970947241			01	A
62	--- Oil cooler				
	8973015880			01	A
63	--- Seal ring - oil cooler				
	8943837200			01	A
64	--- Oil filter seat				
	8973132071			01	A
65	--- Pressure limiting valve- oil cooler				
	8944507720			01	A
67	--- Seal ring-pressure limiting valve				
	9099209750			01	A

Engine oil cooler and engine oil filter

0-50

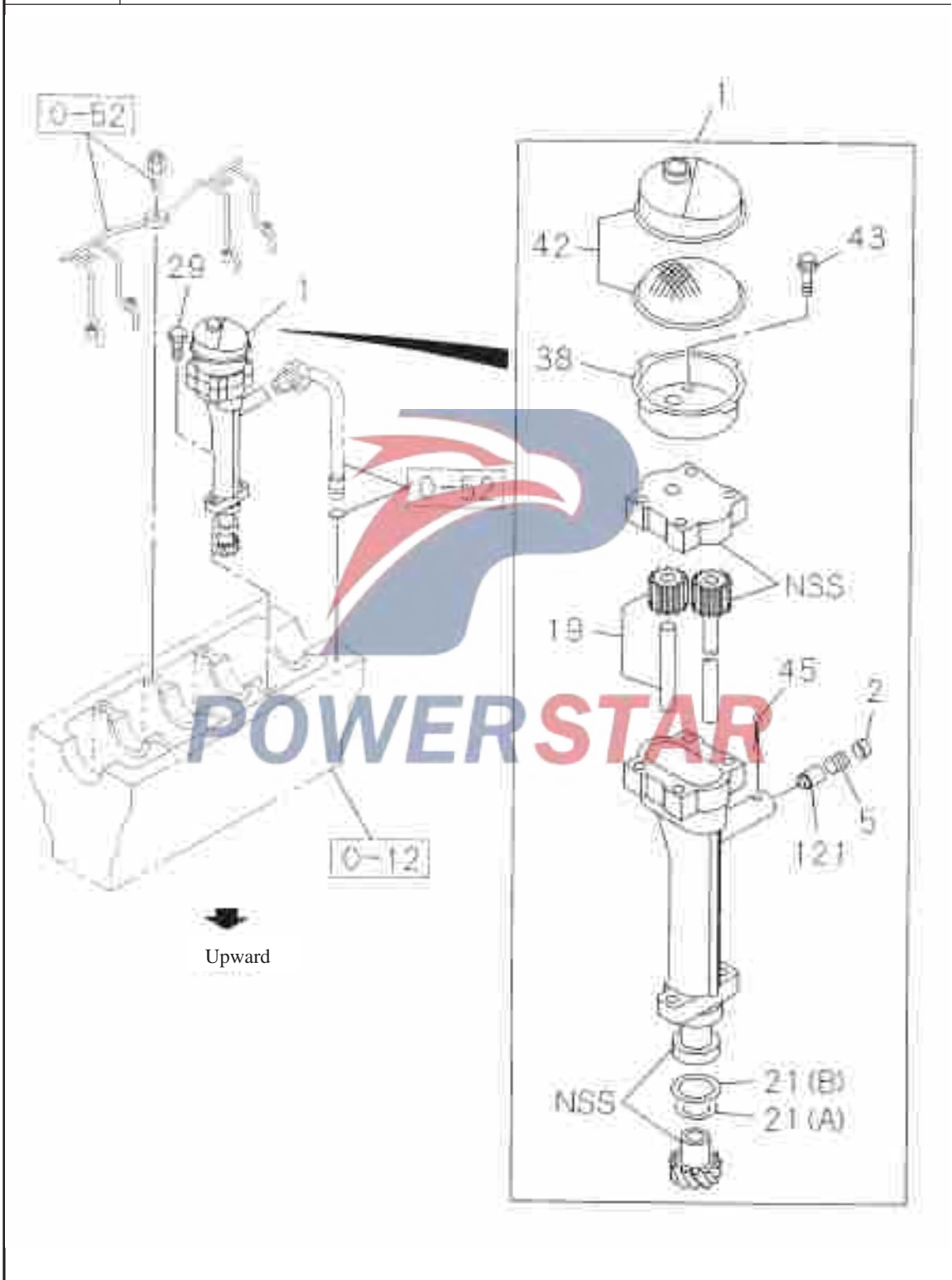
Figure No.

S/N	Recommended specification / name of part			
	Isuzu figure No.	QingLing figure No.	Left/Right	Qty.
				A 4KH1-TC engine
70	--- Seal ring - screw plug of filter			
	9099211930		01	A
272	---O-shape rubber gasket-engine oil filter assembly			
	8970659830		01	A Including in the major repair kit of engine
329	--- Flange bolts - Engine oil filter			
	0280808320	Q1840832	02	A (A) M8× 32
	0280808600	Q1840860	02	A (B) M8× 60

0-51

Engine oil pump with suction filter

Figure No.



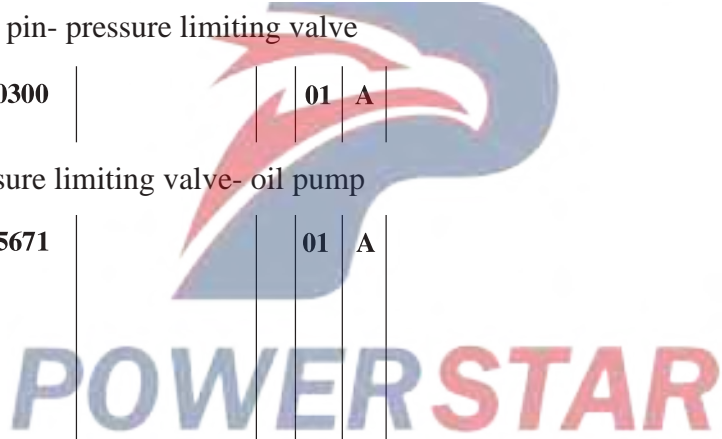
Engine oil pump with suction filter

0-51

Figure No.

S/N	Recommended specification / name of part				
	Isuzu figure No.	QingLing figure No.	Left/Right	Qty.	Applicable models / applicable status / notes
					A 4KH1-TC engine
1	--- Oil pump with suction filter assembly				
	8973859880			01	A
2	--- Spring seat				
	5131650040			01	A
5	--- Coil spring				
	8970368340			01	A
19	--- Gear pair-engine oil pump				
	8943847781			01	A
21	--- Sealing pad - oil pump				
	1096231700			01	A (A) Including in the major repair kit of engine Inside diameter =27.7
	1096232200			01	A (B) Inside diameter =31.2
29	--- Flange bolts - engine oil pump				
	0280808250	Q1840825		02	A M8× 25
38	--- Shell of suction filter				
	8970368320			01	A

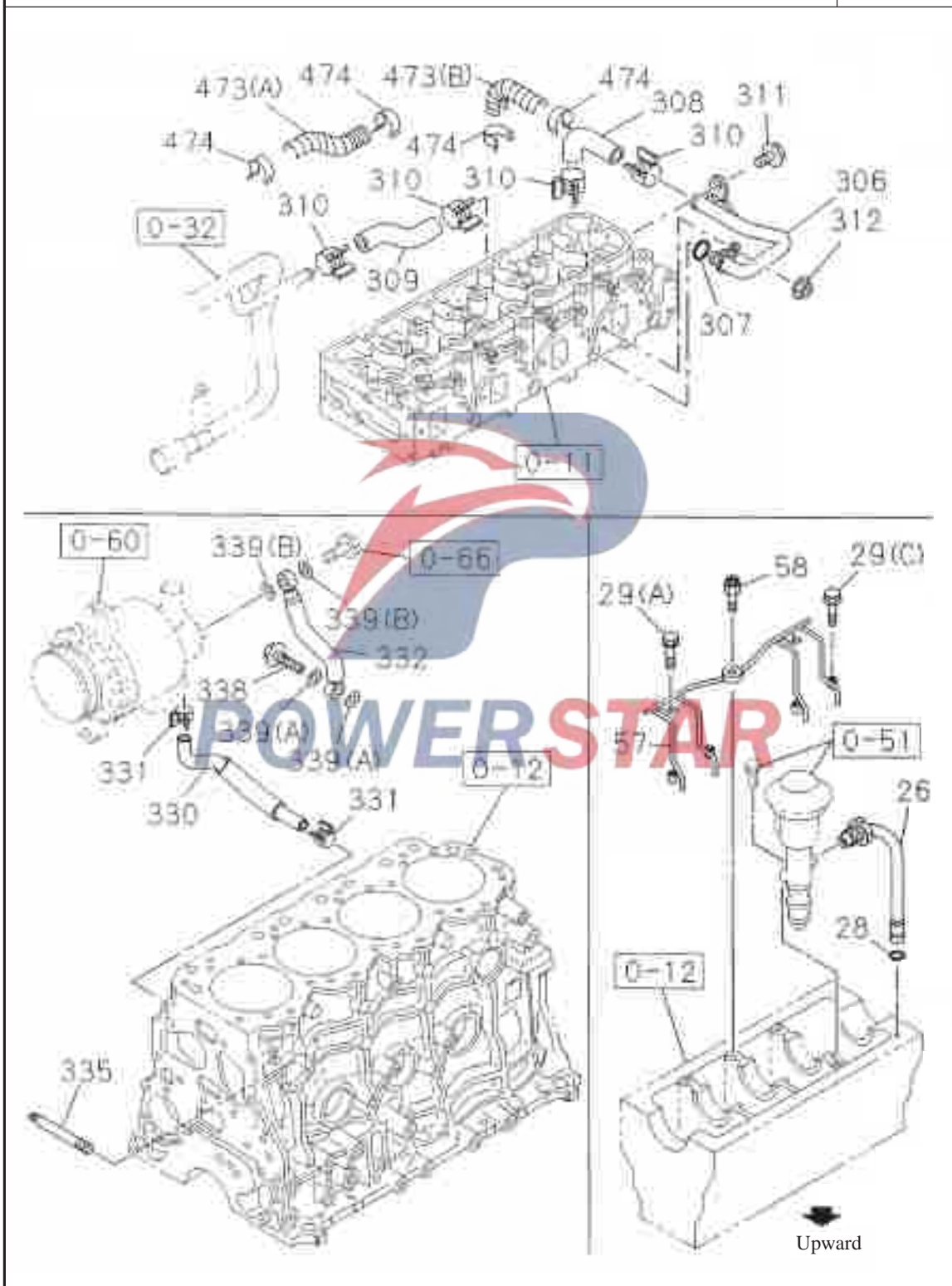
0-51		Engine oil pump with suction filter			
Figure No.					
S/N	Recommended specification / name of part				
	Isuzu figure No.	QingLing figure No.	Left/Right	Qty	Applicable models / applicable status / notes
					A 4KH1-TC engine
42	--- Suction filter				
	8970383790			01	A
43	--- Bolt - shell of suction filter				
	0280108300			04	A
					M8× 30
45	--- Split pin- pressure limiting valve				
	9081040300			01	A
121	--- Pressure limiting valve- oil pump				
	8942355671			01	A



Engine oil and vacuum pipelines (1/2)

0-52

Figure No.

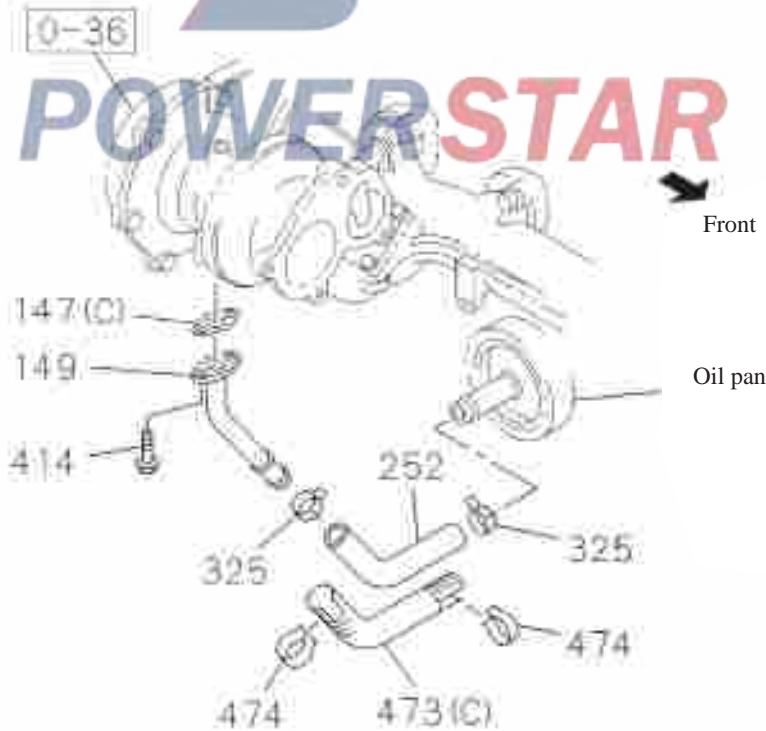
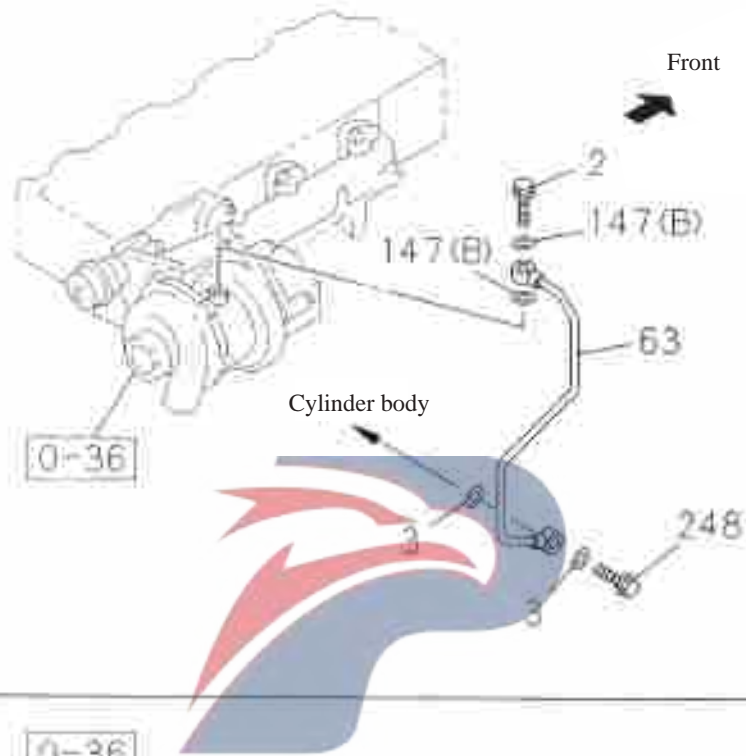


0-52

Engine oil and vacuum pipelines

Figure No.

(2/2)



Engine oil and vacuum pipelines

0-52

Figure No.

S/N	Recommended specification / name of part				
	Isuzu figure No.	QingLing figure No.	Left/Right	Qty.	Applicable models / applicable status / notes
					A 4KH1-TC engine
2	--- Eye bolt				
	8944435350			01	A M10× 27
3	--- Sealing gasket				
	9095714140			02	A Including in the major repair kit of engine /cylinder cover Inside diameter =14.2 Outer diameter = 20.0
26	--- Oil delivery pipe assembly- oil pump and cylinder body				
	8979204700			01	A
28	--- O ring - fuel delivery pipeline assembly				
	5096230020			02	A Including in the major repair kit of engine Inside diameter =11
29	--- Bolt				
	0280808100	Q1840810		01	A Flange bolts - installation of oil pipe (A) M8× 10
	8971172981			04	A Bolt (C) M6× 20
57	--- Oil pipe assembly				
	8971169711			01	A

0-52		Engine oil and vacuum pipelines			
Figure No.		Recommended specification / name of part			
S/N	Isuzu figure No.	QingLing figure No.	Left/Right	Qty.	Applicable models / applicable status / notes
					A 4KH1-TC engine
58	--- Plug seat of oil switch				
	8972390480			01	A
63	--- Oil inlet pipe- supercharger				
	8972399744			01	A
147	--- Sealing gasket				
	9095714100			02	A
	Including in the major repair kit of engine /cylinder cover Sealing gasket (B) Inside diameter =10.2 Outer diameter = 16.0				
149	8970416380			01	A
	Sealing pad - oil pipe (C) Inside diameter =14				
149	--- Oil return pipe - supercharger				
	8972588330			01	A
248	--- Eye bolt				
	1096750860			01	A
M14× 27					
252	--- Oil return hose				
	8972588721	1019211-850		01	A
306	--- Cooling water pipe assembly - hose to cylinder cover				
	8972399792			01	A

Engine oil and vacuum pipelines

0-52

Figure No.

S/N	Recommended specification / name of part				
	Isuzu figure No.	QingLing figure No.	Left/Right	Qty.	Applicable models / applicable status / notes
					A 4KH1-TC engine
307	--- O ring				
	8972641680			01	A
308	--- Water inlet hose- oil filter				
	8973000620	1012080-850		01	A
309	--- Water outlet hose-engine oil filter				
	8973000630	1012090-850		01	A
310	--- Pipe clamp				
	8941258621			04	A
					Inside diameter =20.8
311	--- Flange bolts - cooling water pipe assembly				
	0280808140	Q1840814		01	A
					M8× 14
312	--- Flange lock nuts				
	5094400050	Q33008		01	A
					M8
325	--- Clamping piece-Oil return hose				
	8941258621			02	A
					Inside diameter =20.8
330	--- Oil return hose - vacuum pump				
	8970739201			01	A

0-52		Engine oil and vacuum pipelines			
Figure No.					
S/N	Recommended specification / name of part				
	Isuzu figure No.	QingLing figure No.	Left/Right	Qty.	Applicable models / applicable status / notes
					A 4KH1-TC engine
331	--- Pipe clamp-oil return hose				
	8971081020			02	A
332	--- Oil inlet pipe- vacuum pump				
	8944436441			01	A
335	--- Gear lever-oil pipe				
	8972035680			01	A
338	--- Eye bolt				
	5096750181			01	A
					M8× 20
339	--- Sealing gasket				
	9095714080			02	A Sealing pad - eye bolt
					(A)
					Inside diameter = 8.2 Outside diameter = 14.0 Thickness = 1.0
	9095714100			02	A Sealing pad - vacuum pump
					(B)
					Inside diameter =10.2 Outer diameter = 16.0
414	--- Flange bolts - oil return pipe				
	0280806160			02	A
					M6× 16

Engine oil and vacuum pipelines

0-52

Figure No.

S/N	Recommended specification / name of part				
	Isuzu figure No.	QingLing figure No.	Left/Right	Qty.	Applicable models / applicable status / notes
				A	4KH1-TC engine
473	--- Heat insulating pipe				
	8971013310			01	A Heat insulating pipe - water outlet hose (A)
	8971013331			01	A Heat insulating pipe - water inlet hose (B)
	8973052831			01	A Heat insulating pipe - oil return hose (C)
474	--- Clamping piece - heat insulating pipe				
	8971013370			06	A

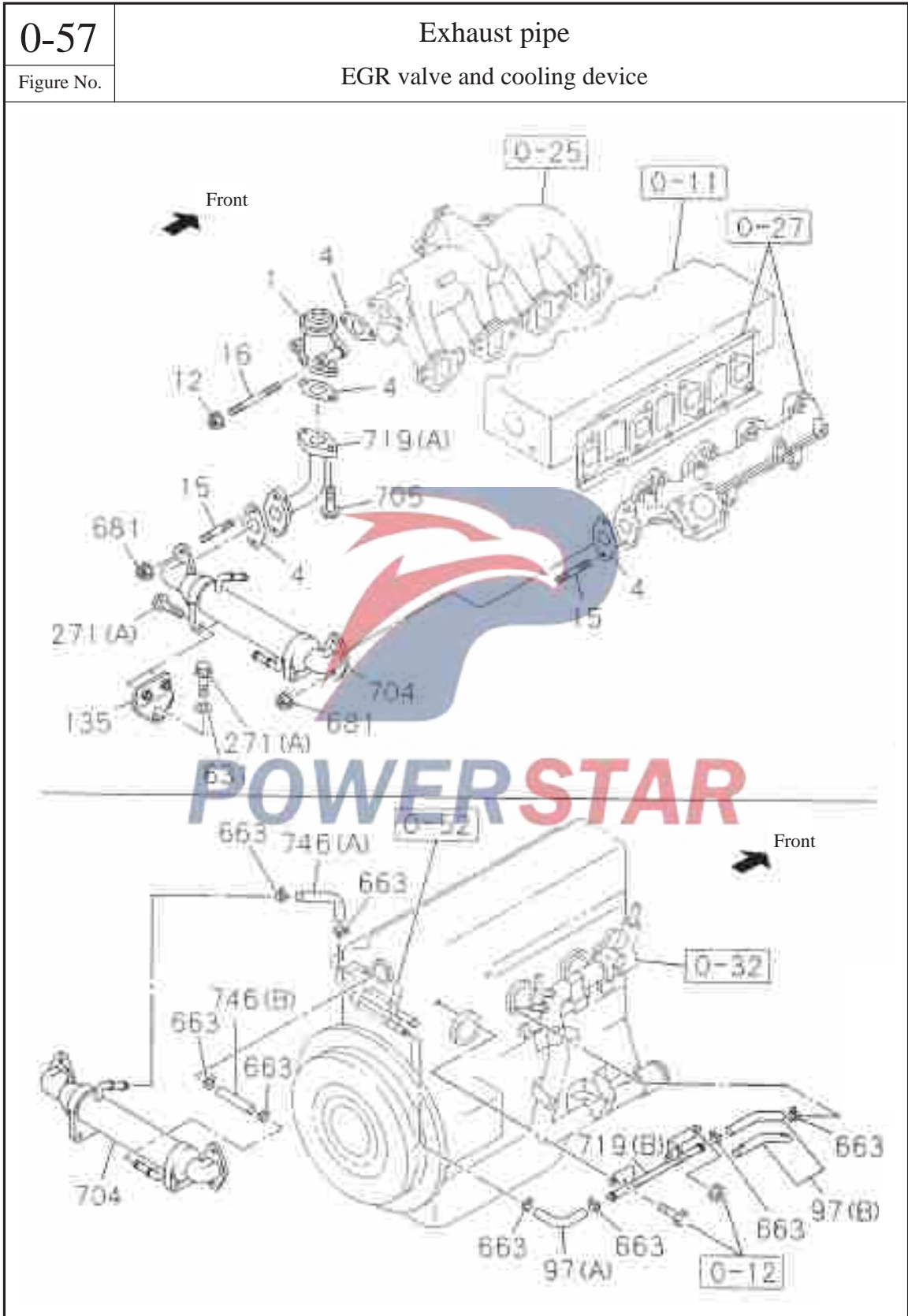


0-57

Exhaust pipe

Figure No.

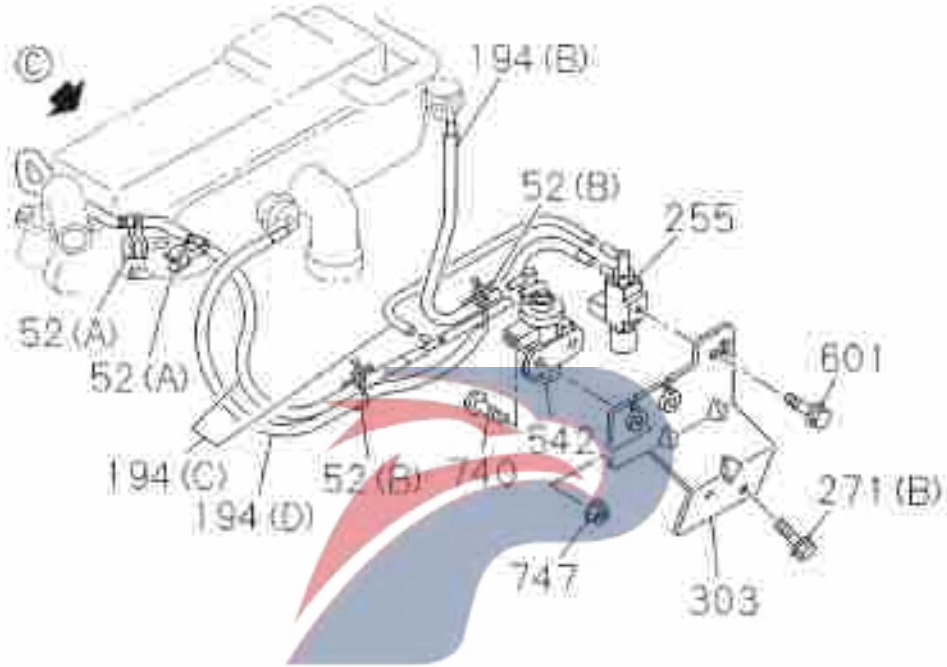
EGR valve and cooling device



Exhaust pipe
Vacuum pipe, vacuum valve and others

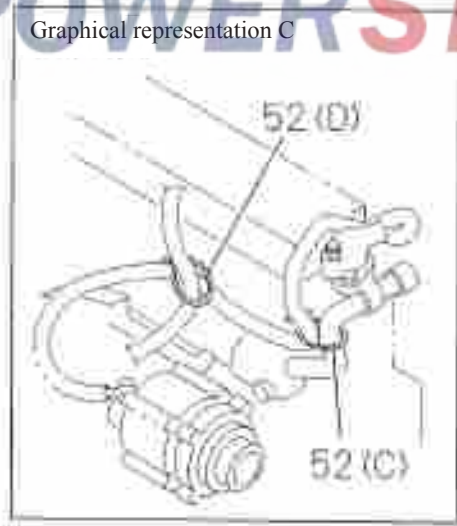
0-57

Figure No.



POWERSTAR

Graphical representation C



0-57		Exhaust pipe			
Figure No.					
S/N	Recommended specification / name of part				
	Isuzu figure No.	QingLing figure No.	Left/Right	Qty	Applicable models / applicable status / notes
				A	4KH1-TC engine
1	--- EGR valve assembly				
	8972086563			01	A
4	--- Bushing - EGR valve				
	8971927650			04	A Including in the major repair kit of engine
12	--- Flange nut- EGR valve				
	0911502080	Q32008T13		02	A M8
15	--- Studs - condenser				
	8973780600			04	A M8× 20 Length = 31
16	--- Studs - fixing of EGR valve				
	9041108550			02	A M8× 55 Length = 67
52	--- Clip - vacuum hose				
	8941654020			02	A (A) Inner diameter=6 and 16.5
	8943154230			02	A (B) Inside diameter =30

Exhaust pipe						0-57
						Figure No.
S/N	Recommended specification / name of part					
	Isuzu figure No.	QingLing figure No.	Left/Right	Qty.	Applicable models / applicable status / notes	
					A 4KH1-TC engine	
52	--- Clip - vacuum hose					
	8944814680			01	A	(C) Inner diameter=37 Length =35
	8972261710			01	A	(D) Inner diameter=16.5 and 7
97	--- Hose					
	8972406360	3506545-850		01	A	Hose- water intake (A)
	8973127300	3506550-850		01	A	Hose assembly -water intake (B)
135	--- Bracket - condenser					
	8972477172			01	A	
194	--- Vacuum hose					
	8972493682	3506521-850		01	A	(C)
	8972493691	3506522-850		01	A	(B)
	8972493702	3506523-850		01	A	(D)

0-57		Exhaust pipe				
Figure No.						
S/N	Recommended specification / name of part					
	Isuzu figure No.	QingLing figure No.	Left/Right	Qty.	Applicable models / applicable status / notes	
					A 4KH1-TC engine	
255	--- Vacuum valve					
	8971710300			01	A	
271	--- Flange bolts - bracket fixation					
	0280808200	Q1840820		03	A	
					(A) M8× 20	
	0286808200			02	A	
					(B) M8× 20	
303	--- Bracket					
	8972401561	3506511-850		01	A	
542	--- EVRV valve					
	8972406990			01	A	
601	--- Screw, spring washer and flat washer assembly					
	9039205100	Q2360510		01	A	
					M5× 10	
631	--- Flat washer- bracket					
	9091606080			01	A	
					Inside diameter =8	

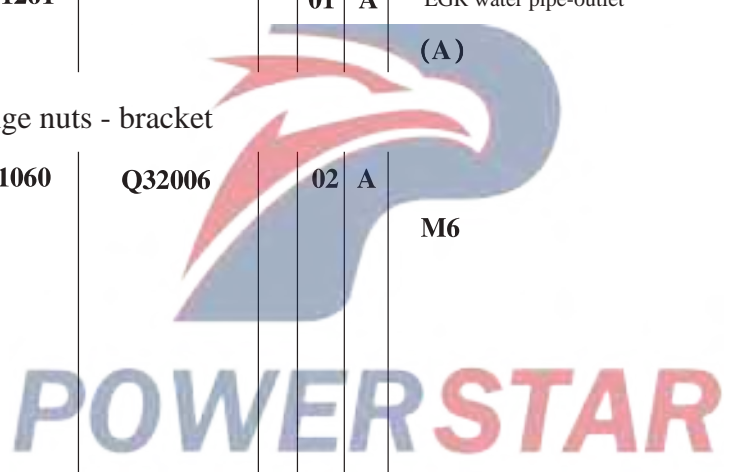
Exhaust pipe

0-57

Figure No.

S/N	Recommended specification / name of part				
	Isuzu figure No.	QingLing figure No.	Left/Right	Qty.	Applicable models / applicable status / notes
					A 4KH1-TC engine
663	--- Clamping piece-EGR water tank				
	8943679430			08	A Inside diameter =12.8
681	--- Nut - condenser pipe				
	8971616070			04	A M8
704	--- Condenser pipe assembly -EGR				
	8972399823			01	A
705	--- Flange bolts - hard tube				
	0286808250	Q1840825		02	A M8× 25
719	--- Hard tube assembly				
	8972406352			01	A Hard tube assembly - condenser (B)
	8972457572			01	A Hard tube assembly - EGR valve (A)
740	--- Flange bolts - Fixation of EVRY valve				
	0286806300	Q1840630		02	A M6× 30

0-57		Exhaust pipe			
Figure No.					
S/N	Recommended specification / name of part				
	Isuzu figure No.	QingLing figure No.	Left/Right	Qty.	Applicable models / applicable status / notes
					A 4KH1-TC engine
746	--- EGR water pipe				
	0035090900			01	A EGR water pipe-inlet (B) Length = 90
	8973131261			01	A EGR water pipe-outlet (A)
747	--- Flange nuts - bracket				
	0911501060	Q32006		02	A M6

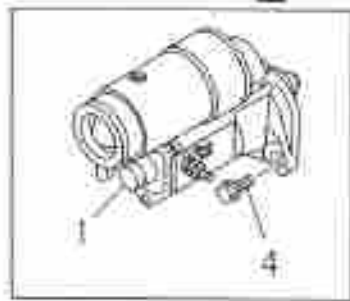
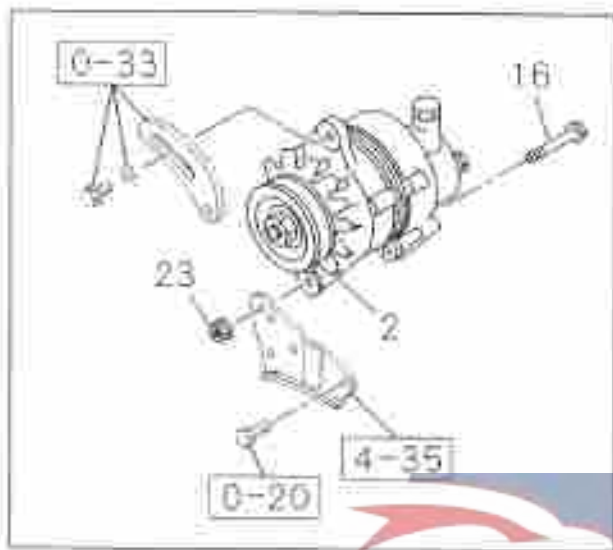


Electronic control part of the engine

Starter, generators and others

0-60

Figure No.

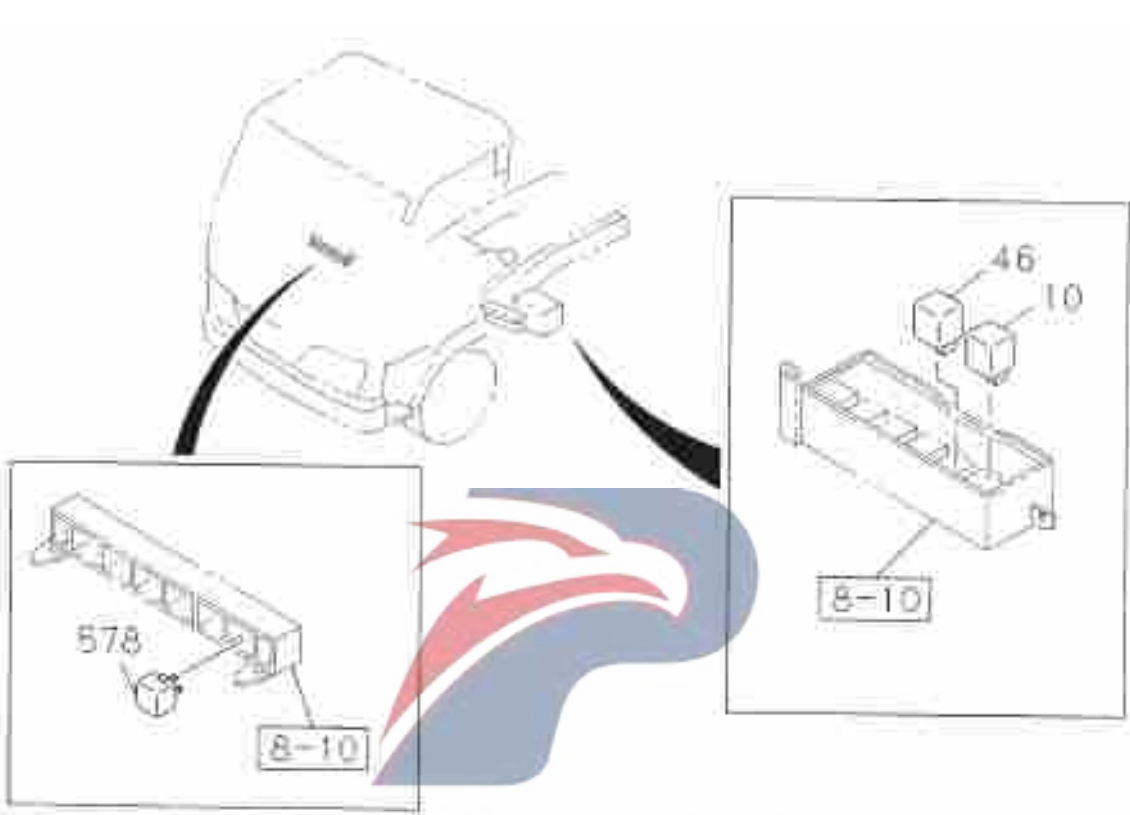


0-60

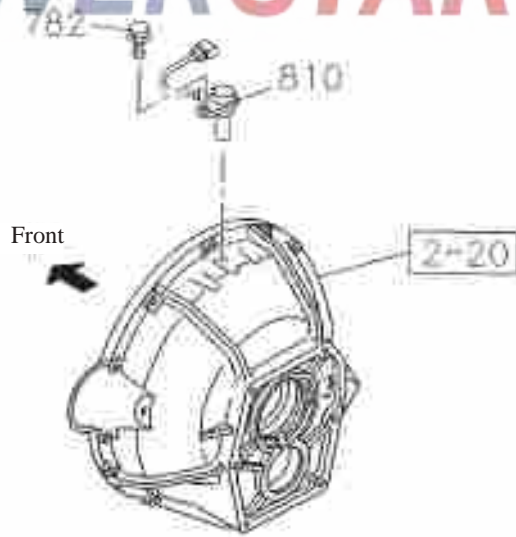
Electronic control part of the engine

Figure No.

Sensor, relay



POWERSTAR



Electronic control part of the engine

0-60

Figure No.

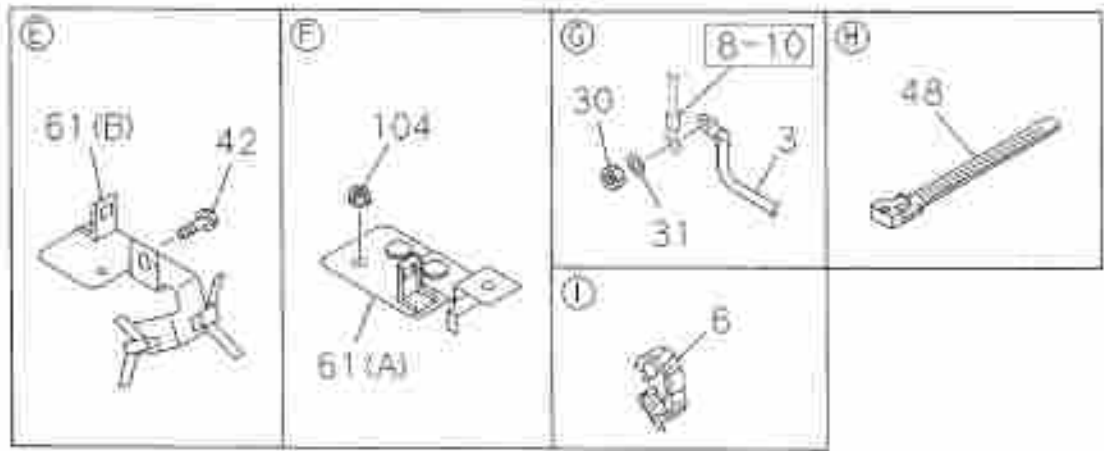
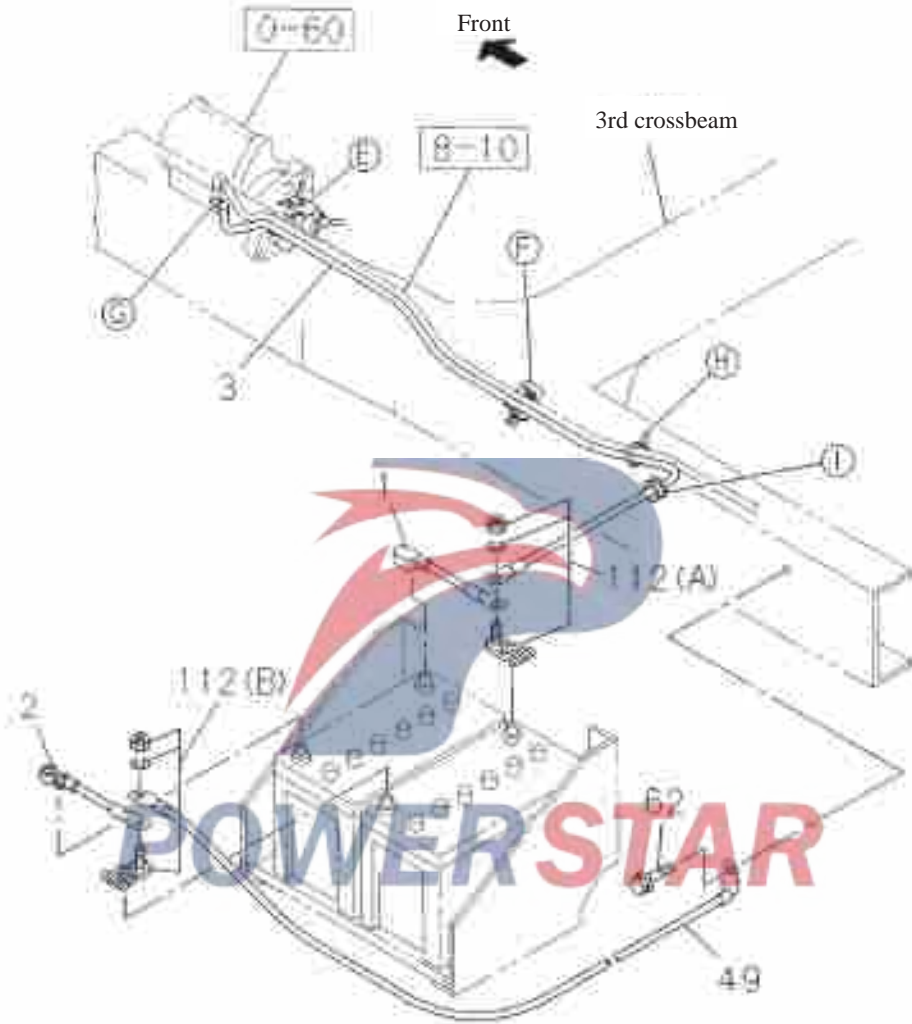
S/N	Recommended specification / name of part				
	Isuzu figure No.	QingLing figure No.	Left/Right	Qty.	Applicable models / applicable status / notes
					A 4KH1-TC engine
1	--- Starter assembly				
	8970429972	3708010-10		01	A 12V 2.2KW
2	--- Generator assembly				
	8972402702	3701010-850A		01	A 12V 60A
4	--- Flange bolts - starter and generator				
	0287812350			02	A M12× 35
10	--- Relay-starter				
	8971739510			01	A
16	--- Flange bolts - generator assembly				
	0280860130	Q18410130		01	A M10× 130
23	--- Flange nut- generator assembly				
	0911502100	Q32010T13		01	A M10
46	--- Relay- preheating plug				
	8971739510			01	A

0-60		Electronic control part of the engine			
Figure No.					
S/N	Recommended specification / name of part				
	Isuzu figure No.	QingLing figure No.	Left/Right	Qty.	Applicable models / applicable status / notes
					A 4KH1-TC engine
83	--- Water temperature sensor				
	8942378610			01	A
129	--- Sensor- thermostat				
	8970697861			01	A
578	--- Relay-charge				
	8970634412			01	A 12V
782	--- Flange bolts - sensor				
	0286806160	Q1840616		01	A M6× 16
810	--- Top dead center sensor				
	8973066010			01	A

Battery and battery frame

0-61

Figure No.




0-61		Battery and battery frame				
Figure No.						
S/N	Recommended specification / name of part					
	Isuzu figure No.	QingLing figure No.	Left/Right	Qty.	Applicable models / applicable status / notes	
					A 4KH1-TC engine	
1	--- Wire harness- positive electrode of battery					
	8972305302	3724370-850		01	A Length = 180	
2	--- Wire harness- negative electrode of battery					
	8972305381	3724380-850		01	A Length = 180	
3	--- Wire harness assembly - positive electrode of battery					
	8973635730			01	A	
6	--- Hole guard ring					
	8941283192			01	A Inside diameter =17	
30	--- Nut - battery positive wire to starter					
	9091104080	Q340B08		01	A M8	
31	--- Spring washer- positive wire of battery to starter					
	9091505080	Q40308		01	A Inside diameter =8.2	
42	--- Bolt – bracket					
	0280810160			01	A M10× 16	
48	--- Hoop band					
	5097070301	1101421-803		02	A Length = 250	

Battery and battery frame						0-61
						Figure No.
S/N	Recommended specification / name of part					
	Isuzu figure No.	QingLing figure No.	Left/Right	Qty.	Applicable models / applicable status / notes	
				A	4KH1-TC engine	
49	--- Wire harness assembly - negative electrode of battery					
	8970358453	3724360-850		01	A	
					Length = 500	
61	--- Bracket - battery wire harness					
	8973623230			01	A	
					(B)	
	8973537090			01	A	
					(A)	
62	--- Combination bolt- grounding					
	8970872030	Q1460825		01	A	
					M8× 25	
104	--- Flange nut- battery wire harness					
	0911501060	Q32006		01	A	
					M6	
112	--- Joint					
	8973569251	3724365-850		01	A	
					Joint - positive electrode of battery	
					(A)	
	8973569261	3724366-850		01	A	
					Joint - negative electrode of battery	
					(B)	

0-65

Starter
12V. 2 2KW

Figure No.



Starter

0-65

Figure No.

S/N	Recommended specification / name of part				
	Isuzu figure No.	QingLing figure No.	Left/Right	Qty.	Applicable models / applicable status / notes
					A Starter 8970429972
2	--- Driving end cover- starter				
	8941674350			01	A
13	--- Shell -starter				
	8941674250			01	A
14	--- Seal ring - shell				
	8941674280			01	A
16	--- Armature-starter				
	8970831930			01	A
17	--- Bearing-armature				
	8970831950			01	A
21	--- Spring-brush holder				
	5811170150			04	A
22	--- Brush holder				
	8941674300			01	A
26	--- Washer - through bolt				
	5811292110			02	A
27	--- Through bolts - starter				
	8941674330			02	A
					(C)

0-65		Starter			
Figure No.					
S/N	Recommended specification / name of part				
	Isuzu figure No.	QingLing figure No.	Left/Right	Qty.	Applicable models / applicable status / notes
					A Starter 8970429972
27	--- Through bolts - starter				
	8941674340			02	A (D)
31	--- Magnetic switch				
	8970831960			01	A
43	--- Retainer-gear				
	5811291000			01	A
44	--- Roller-gear				
	5811290990			05	A
46	--- Gear-clutch				
	5811230100			01	A (D)
	8941674270			01	A (C)
47	--- Return spring-gear				
	5811290960			01	A
48	--- Steel ball-gear				
	5811290920			01	A
54	--- Clutch-starter				
	5811240031			01	A

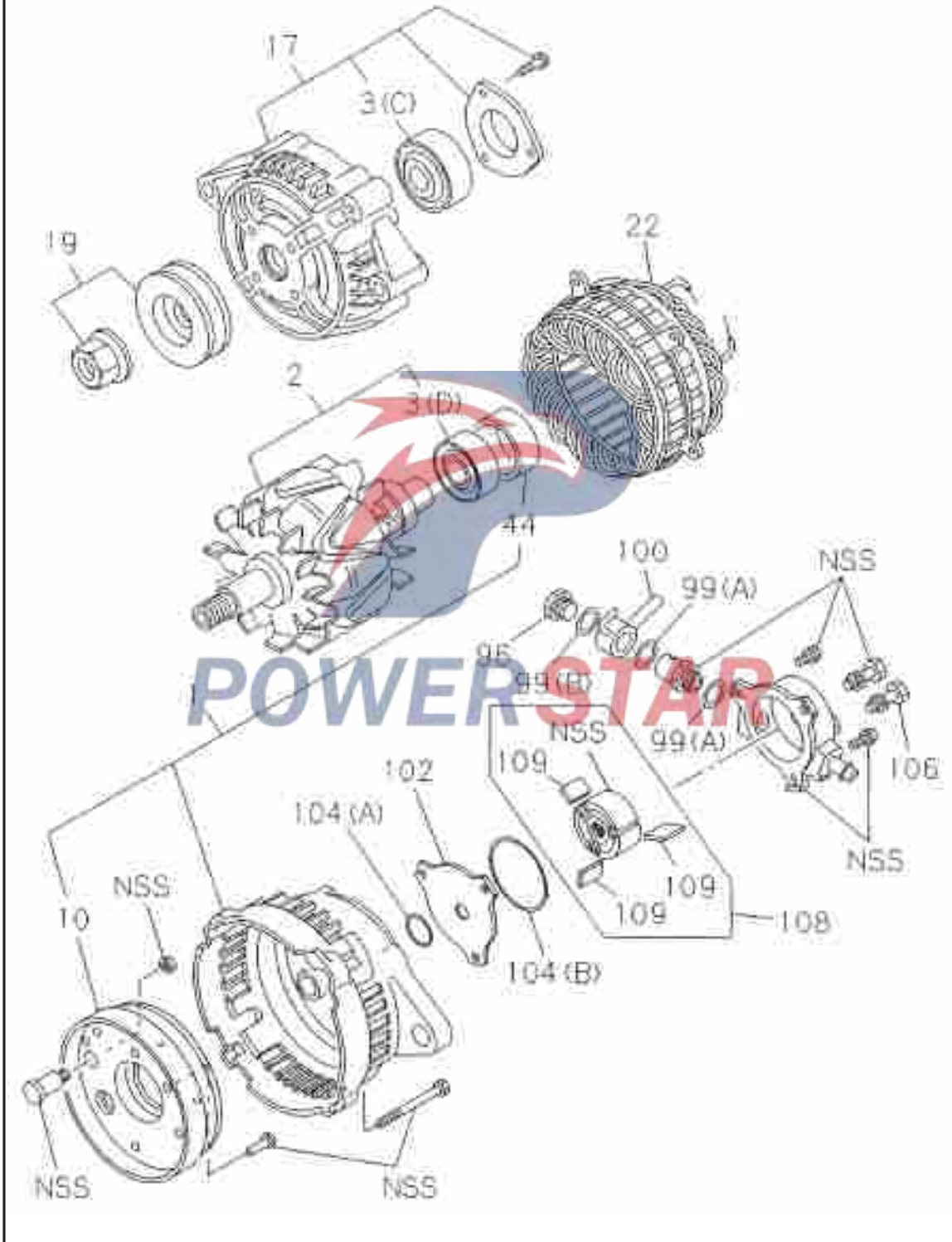
Starter						0-65
						Figure No.
S/N	Recommended specification / name of part					
	Isuzu figure No.	QingLing figure No.	Left/Right	Qty.	Applicable models / applicable status / notes	
					A Starter 8970429972	
58	--- Drain pipe					
	1811296770			02	A	
95	--- Brush-starter					
	8970831940			01	A	
114	--- Nut - connecting terminal					
	5094000420			01	A	(C)
	9091105080			01	A	(D) M8
115	--- Washer - wiring terminal					
	9091505080			01	A	Inside diameter =8.2

0-66

Generator

Figure No.

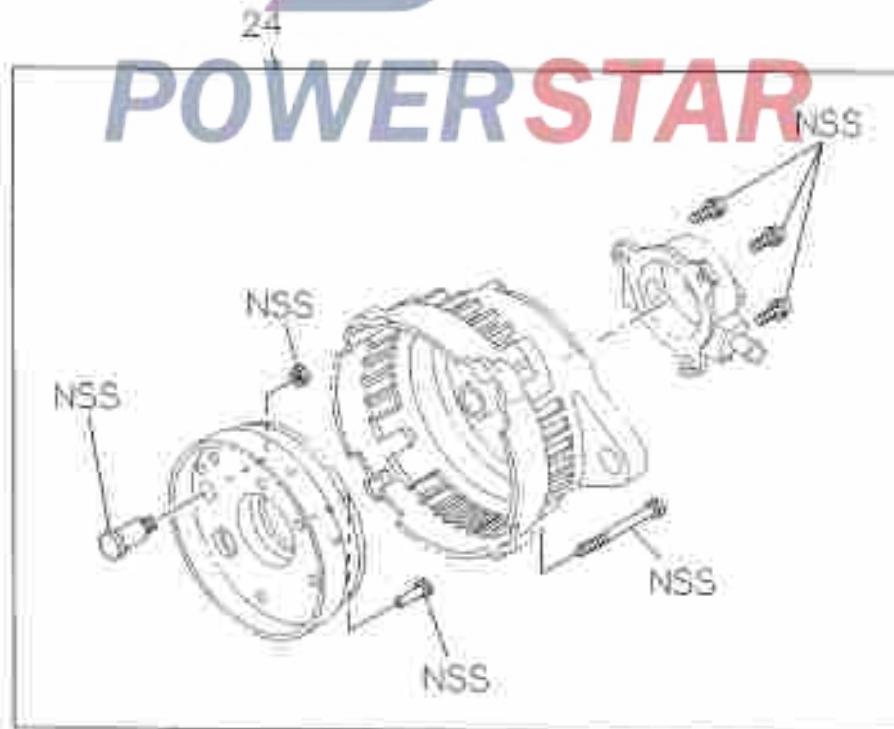
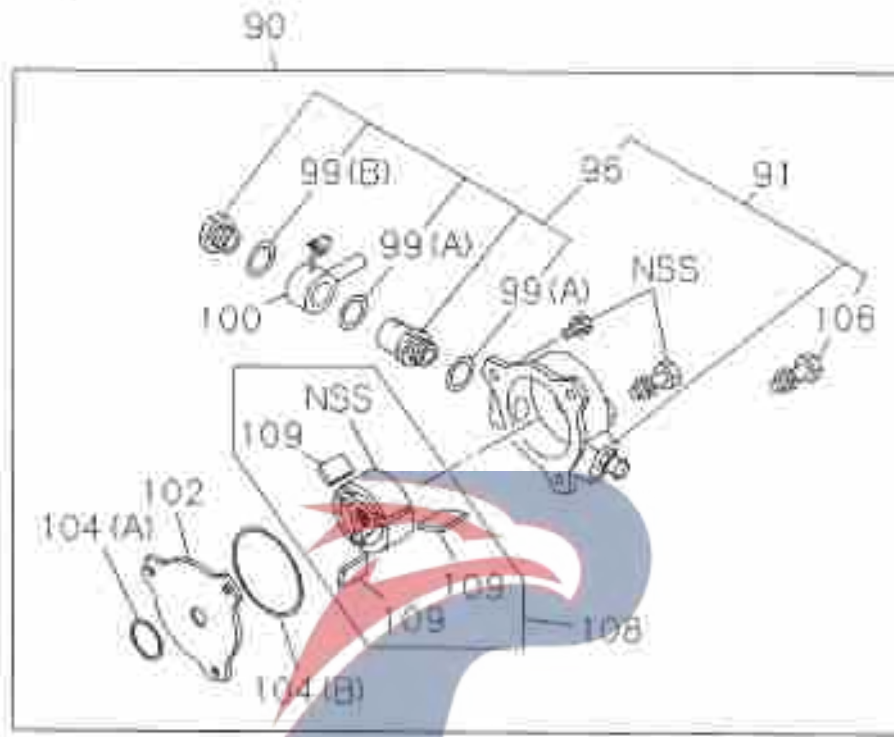
(1/2)



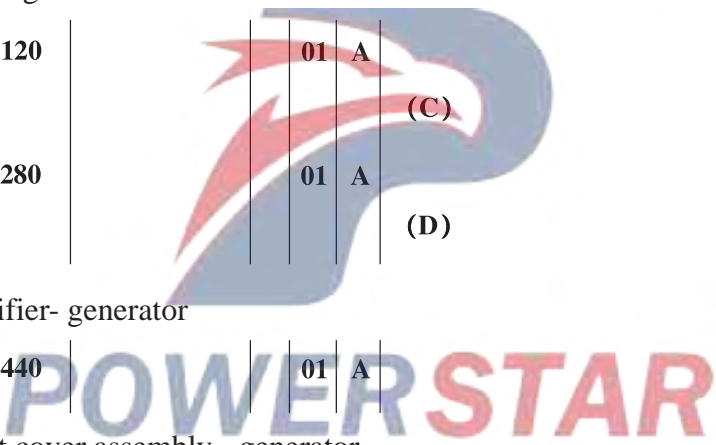
Generator (2/2)

0-66

Figure No.



0-66		Generator				
Figure No.						
S/N	Recommended specification / name of part					
	Isuzu figure No.	QingLing figure No.	Left/Right	Qty.	Applicable models / applicable status / notes	
					A Generator 8972402702	
1	--- Rear cover assembly -generator					
	8973134400			01	A	
2	--- Rotor assembly - generator					
	8973134350			01	A	
3	--- Bearing-rotor					
	8971481120			01	A (C)	
	8972481280			01	A (D)	
10	--- Rectifier- generator					
	8973134440			01	A	
17	--- Front cover assembly - generator					
	8973134460			01	A	
19	--- Belt pulley-generator					
	8973134480			01	A	
22	--- Stator coil-generator					
	8973134370			01	A	
24	--- Screw - rectifier					
	8971616970			01	A	



Generator

0-66

Figure No.

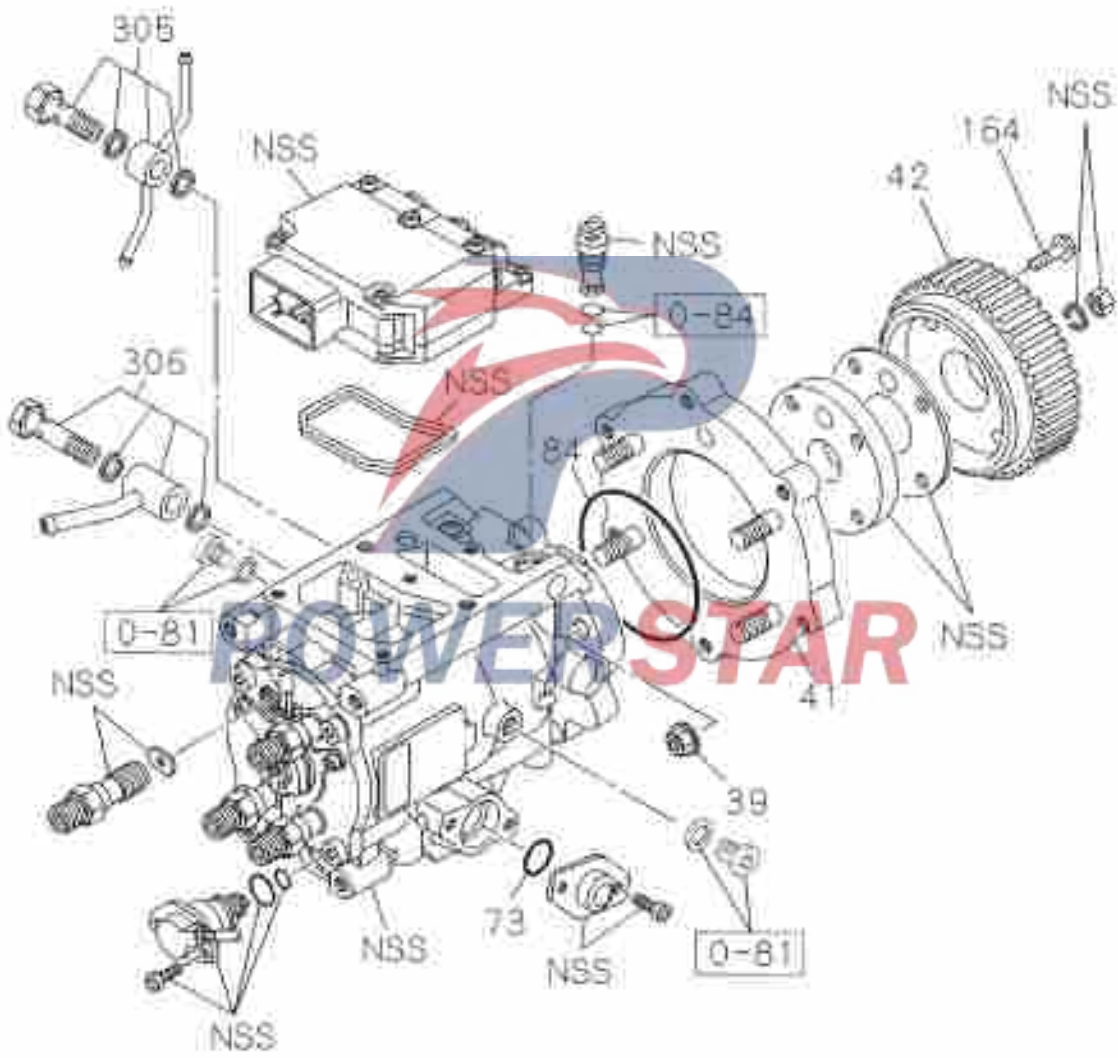
S/N	Recommended specification / name of part			
	Isuzu figure No.	QingLing figure No.	Left/Right	Qty.
				A
	Applicable models / applicable status / notes Generator 8972402702			
44	--- Sealing pad - rear cover			
	8941565890		01	A
90	--- Vacuum pump - generator			
	8973134500		01	A
91	--- Pump body-vacuum pump			
	8972366940		01	A
96	--- Valve-vacuum pump			
	8942239910		01	A
99	--- Washer - vacuum pump			
	8942239920		02	A
				(A) Inside diameter =18 Outer diameter = 24
	8942239930		01	A
				(B) Inside diameter =12 Outer diameter = 24
100	--- Joint - vacuum pump			
	8973134520		01	A
102	--- Front cover- vacuum pump			
	8971373340		01	A

0-66		Generator				
Figure No.						
S/N	Recommended specification / name of part					
	Isuzu figure No.	QingLing figure No.	Left/Right	Qty.	Applicable models / applicable status / notes	
					Generator 8972402702	
104	--- Washer - front cover					
	8941566080			01	A	
					(A)	
	8942239940			01	A	
					(B)	
106	--- Bolt - vacuum pump					
	8942239890			01	A	
108	--- Rotor- vacuum pump					
	8972366930			01	A	
109	--- Blade-rotor					
	8942239850			03	A	

Fuel injection pump

0-80

Figure No.

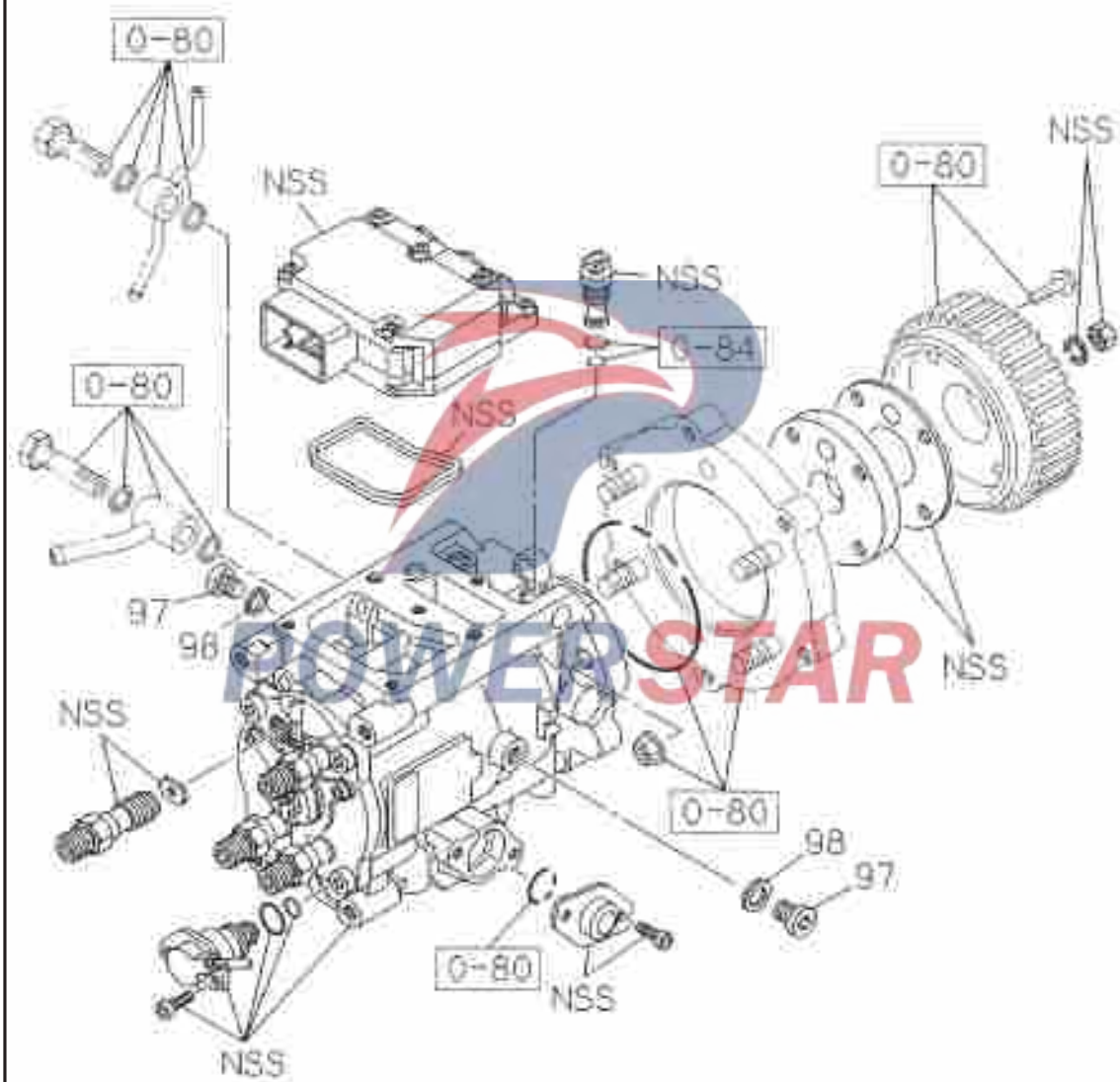


0-80		Fuel injection pump			
Figure No.					
S/N	Recommended specification / name of part				
	Isuzu figure No.	QingLing figure No.	Left/Right	Qty.	Applicable models / applicable status / notes
					A 4KH1-TC oil injection pump 8972523414
39	--- Flange nuts – bracket fixation				
	0911501100			04	A M10
41	--- Bracket - oil injection pump housing				
	8973066620			01	A
42	--- Driving gear-oil injection pump				
	8972400512			01	A
73	--- Seal ring - cover to shell				
	8973317660			01	A
84	--- Seal ring - bracket to shell				
	8972631290			01	A
164	--- Bolt - gear to coupling disc				
	0280808250			04	A M8× 25
305	--- Oil pipe assembly - oil outlet				
	8973171811			01	A
306	--- Oil pipe assembly - oil inlet				
	8973171821			01	A

Speed controller

0-81

Figure No.



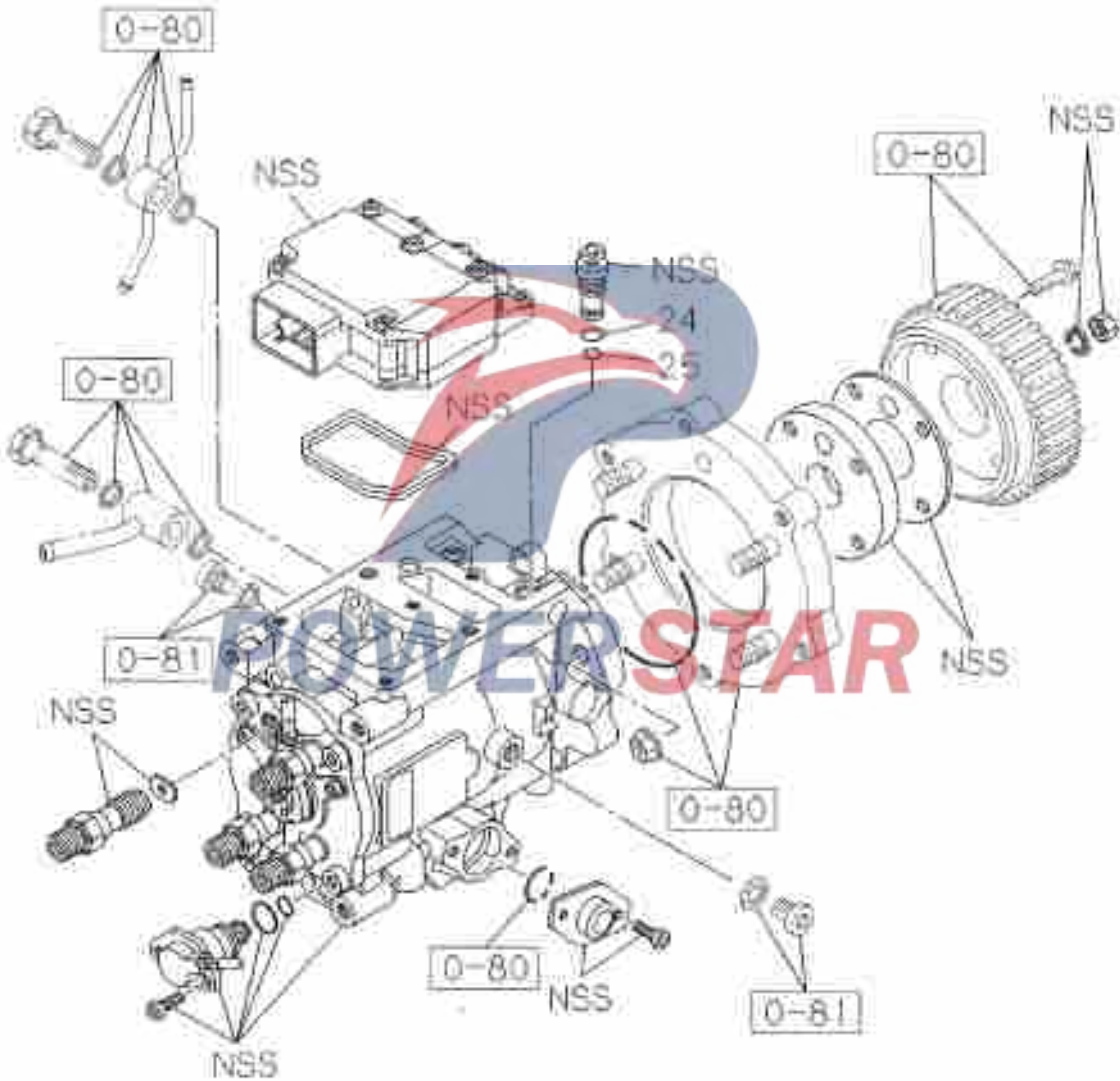
0-81		Speed controller			
Figure No.		Recommended specification / name of part			
S/N	Isuzu figure No.	QingLing figure No.	Left/Right	Qty.	Applicable models / applicable status / notes
					A 4KH1-TC oil injection pump 8972523414
97	--- Bolt - pivot				
	8973317700			02	A
98	--- Sealing pad - pivot bolt				
	8973721070			02	A



Supply pump

0-84

Figure No.



0-84		Supply pump			
Figure No.					
S/N	Recommended specification / name of part				
	Isuzu figure No.	QingLing figure No.	Left/Right	Qty.	Applicable models / applicable status / notes
					A 4KH1-TC oil injection pump 8972523414
24	--- Seal ring - adjusting valve				
	8973721910			01	A
25	--- Seal ring - adjusting valve				
	8973721900			01	A



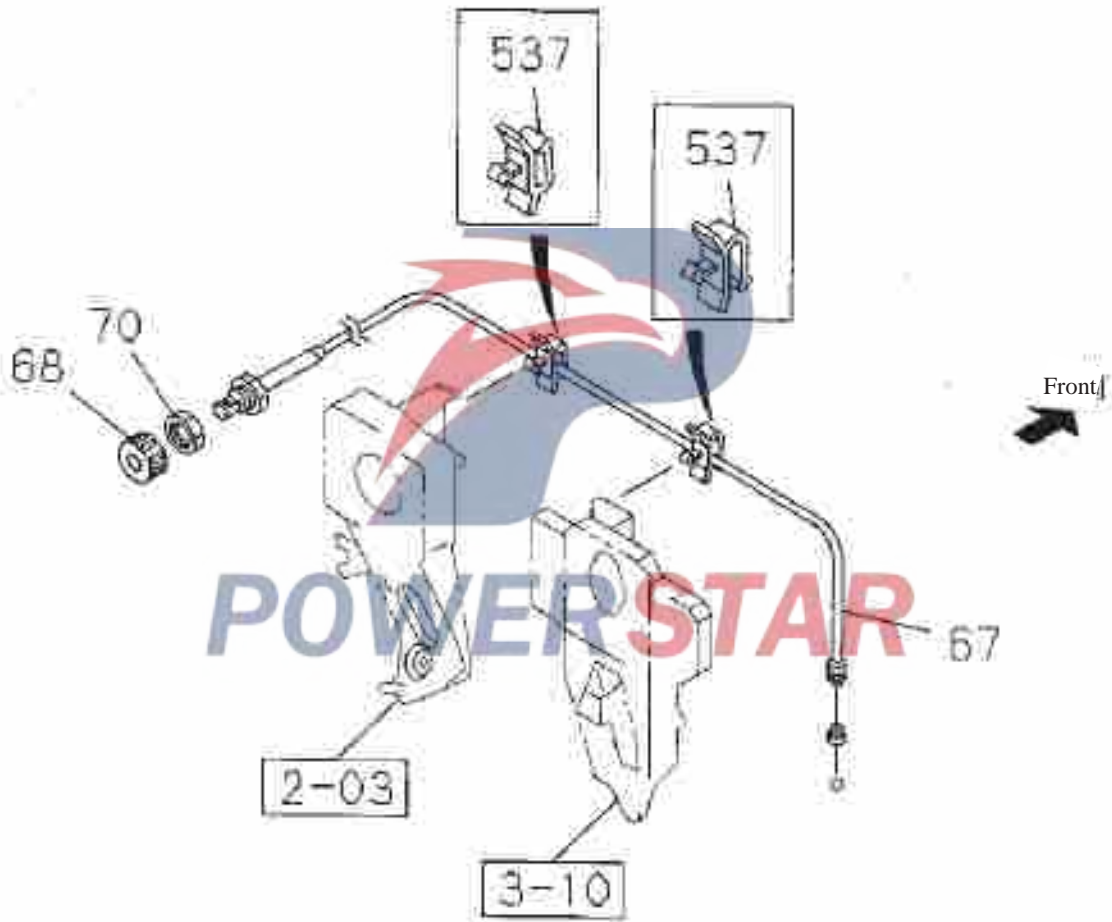


P-121

1-01

Accelerator pedal and control mechanism
Idle speed control cable

Figure No.

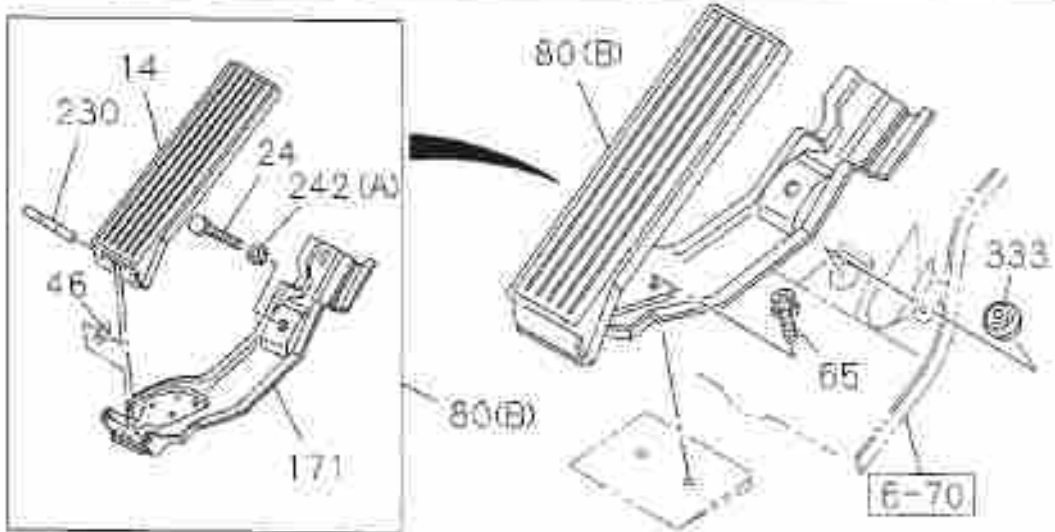
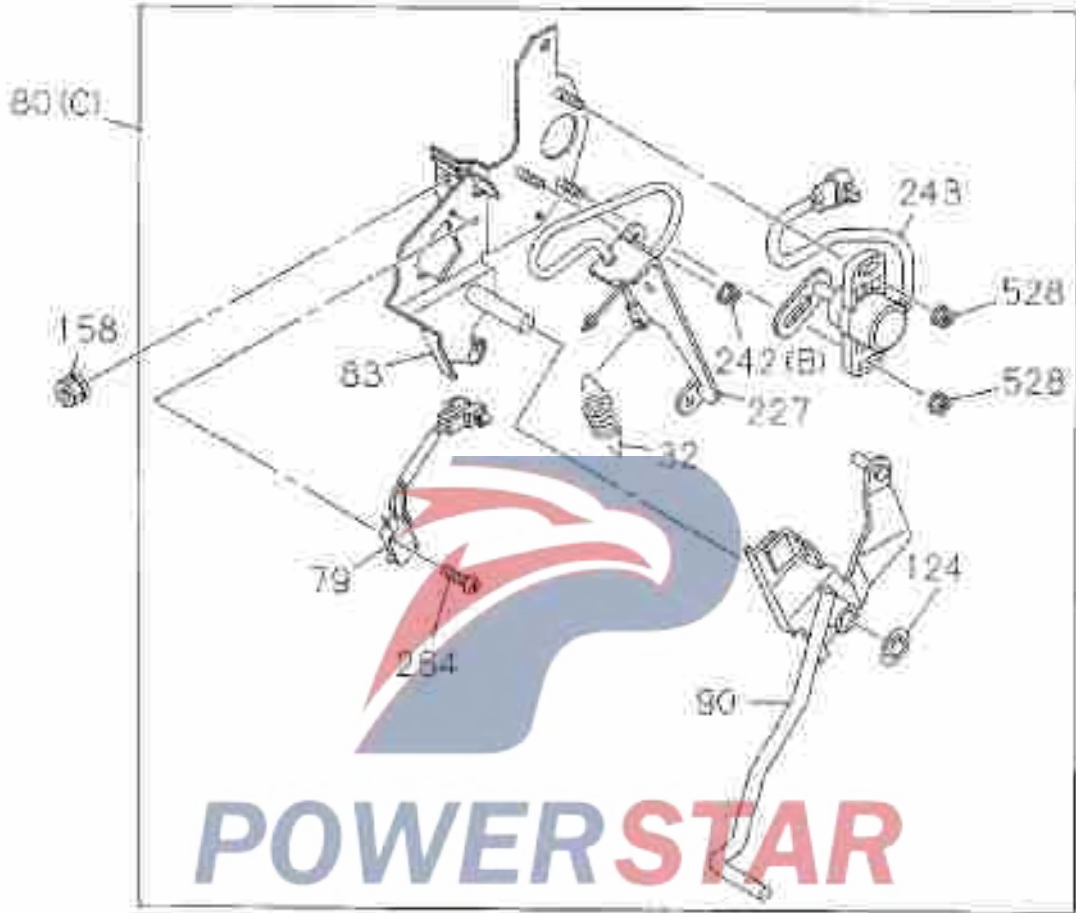


Accelerator pedal and control mechanism

Accelerator pedal

1-01

Figure No.



1-01		Accelerator pedal and control mechanism			
Figure No.					
S/N	Recommended specification / name of part				
	Isuzu figure No.	QingLing figure No.	Left/Right	Qty.	Applicable models / applicable status / notes
					A Single cab (cab)
					B crew cab(cab)
14	--- Accelerator pedal assembly				
	8978591010			01	A B
24	--- Stop bolt - bracket				
	0208008400			01	A B
32	--- Return spring - accelerator pedal				
	8979979170			01	A B
46	--- Retaining ring- accelerator pedal				
	9091854040			01	A B
					Inside diameter =4
65	--- Bolt				
	8943107300	5207121-803		03	A B
					M8× 16
79	--- Switch-accelerator pedal				
	8972240560			01	A B
80	--- Accelerator pedal bracket assembly				
	8979945894			01	A B
					(C)
83	--- Bracket - accelerator pedal				
	8979945922			01	A B

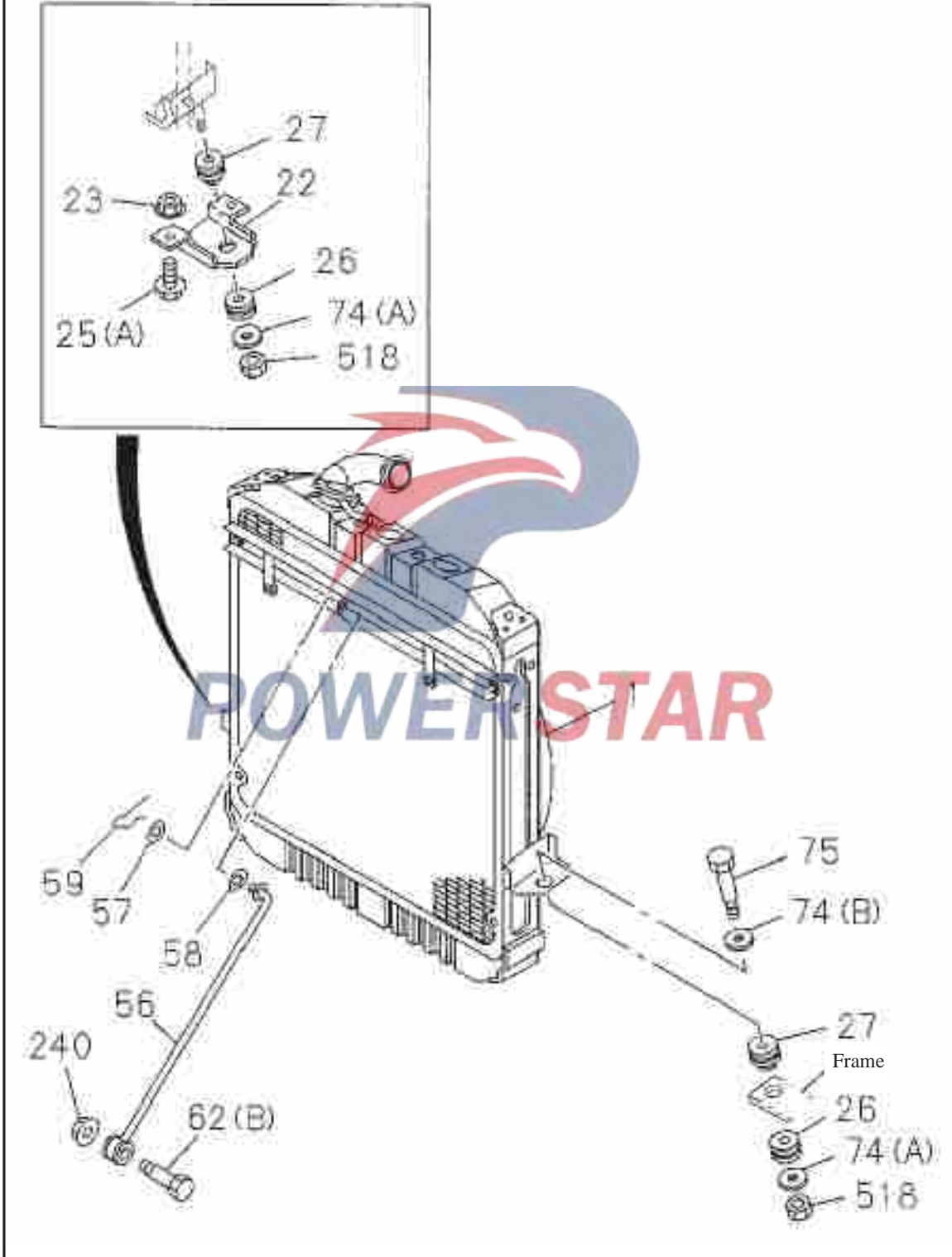
Accelerator pedal and control mechanism						1-01	
						Figure No.	
S/N	Recommended specification / name of part						
	Isuzu figure No.	QingLing figure No.	Left/Right	Qty.	Applicable models / applicable status / notes		
					A	B	
					A Single cab (cab)	B Crew cab(cab)	
90	--- Control connecting rod						
	8979945902			01	A	B	
124	--- Nut - control rod						
	8970120980			01	A	B	
158	--- Flange nut- control rod						
	8942790600			02	A	B	
						Inside diameter =9.9 M8	
171	--- Bracket assembly - accelerator pedal						
	8978574821			01	A	B	
227	--- Return cable assembly - accelerator pedal						
	8978922035			01	A	B	
230	--- Connecting pin- accelerator pedal to bracket						
	8978530640			01	A	B	
242	--- Nut - stop bolt						
	9091104080			01	A	B	
						(A) M8	
	8944233250			01	A	B	
						(B) M6	

1-01		Accelerator pedal and control mechanism			
Figure No.		Recommended specification / name of part			
S/N	Isuzu figure No.	QingLing figure No.	Left/Right	Qty	Applicable models / applicable status / notes
					A Single cab (cab) B Crew cab(cab)
243	--- Acceleration sensor				
	8973059220			01	A B
264	--- Screw - pedal switch				
	0712803160			02	A B M3× 16
333	--- Clogging				
	8972246830			01	A B Outer diameter =24.5 Thickness=7.5
528	--- Nut - acceleration sensor				
	8944233250				A B M6

Radiator installation

1-10

Figure No.

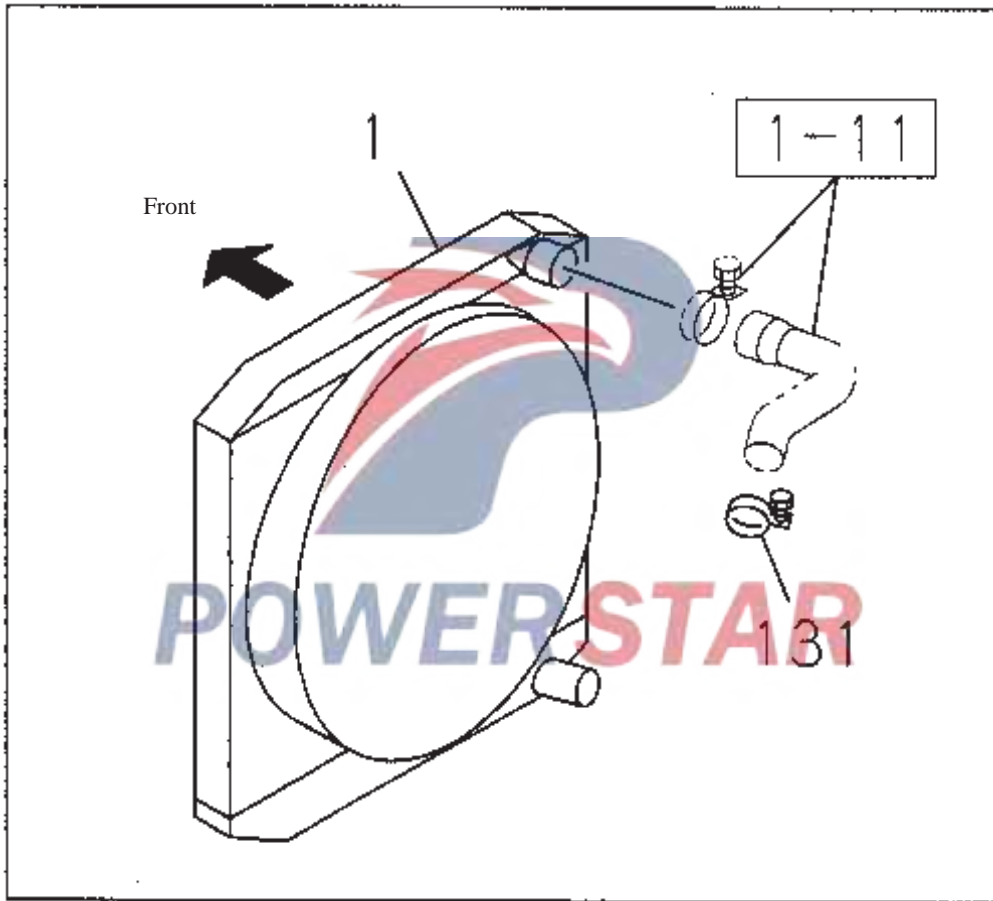


1-10

Radiator installation

Figure No.

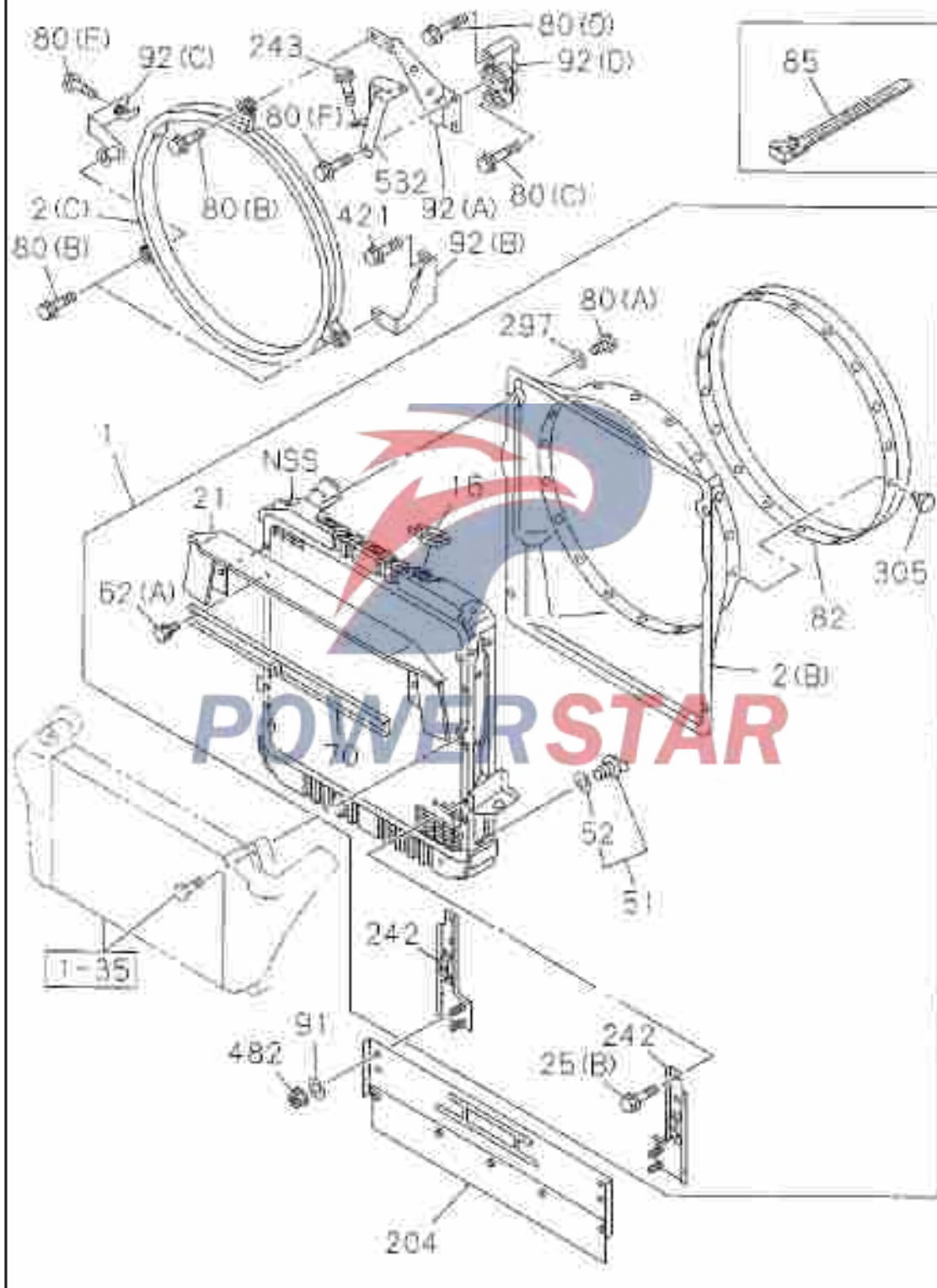
Water pipe hoop



Radiator installation

1-10

Figure No.



1-10		Radiator installation				
Figure No.		Recommended specification / name of part				
S/N	Isuzu figure No.	QingLing figure No.	Left/Right	Qty.	Applicable models / applicable status / notes	
					A	B
					A	Single cab (cab)
					B	Crew cab(cab)
1	--- Radiator assembly					
	8973147741			01	A B	
2	--- Fan shroud					
	8972870372			01	A B	Fan shroud (C)
	8973147780			01	A B	Fan shroud (B)
16	--- Radiator cover assembly					
	8971778720			01	A B	
21	--- Sealing strip					
	8972604493			01	A B	
22	--- Right bracket- water tank suspension					
	8942579491	1302022-10	Right	01	A B	
23	--- Flange lock nuts					
	5094400060	Q33010		02	A B	M10
25	--- Bolt					
	0286810300	Q1841030		02	A B	Flange bolts - right support (A) M 10×30

Radiator installation						1-10
						Figure No.
S/N	Recommended specification / name of part					
	Isuzu figure No.	QingLing figure No.	Left/Right	Qty.	Applicable models / applicable status / notes	
					A	B
					A Single cab (cab)	B Crew cab(cab)
25	--- Bolt					
	0280806120			04	A B	Bolt – bracket (B) M6×12
26	--- Rubber gasket of lower bracket- radiator					
	8942493470	1300052-803		02	A B	
27	--- Rubber gasket of upper bracket- radiator					
	8942493460	1300051-803		02	A B	
51	--- Drain screw plug assembly					
	8943212360	1301180-10		01	A B	
52	--- Seal ring – water-drain screw plug					
	9097205570	1301182-10		01	A B	Inside diameter =10
56	--- Supporting rod assembly- radiator					
	8973514950	1300060-850		01	A B	
57	--- Small washer- supporting rod and radiator					
	9091605100	Q40010		01	A B	Inside diameter =10.5
58	--- Wave washer-support bar and radiator					
	8970116760			01	A B	Inside diameter =12

1-10		Radiator installation					
Figure No.		Recommended specification / name of part					
S/N	Isuzu figure No.	QingLing figure No.	Left/Right	Qty.	Applicable models / applicable status / notes		
					A	B	
				A Single cab (cab)		B Crew cab(cab)	
59	--- Elastic clamp pin-support bar and radiator						
	8942027770			01	A B	Length = 27.7	
62	--- Bolt						
	0280808120			02	A B	Bolt - sealing strip (A) M8×12	
	8944013500	Q150B0845		01	A B	Bolt - fastening the supporting rods to the crossbeam (B) M8×45	
70	--- Supporting rack						
	8970478990			01	A B		
74	--- Washer						
	8942210820	1300122-803		02	A B	Flat washer- fastening the radiator to the bracket (A) Inside diameter =8.5 Outer diameter = 36	
	9091607100	Q40210	Left	01	A B	Big washer - fasten radiator on left support (B) Inside diameter =10 Outer diameter = 26	
75	--- Bolt - fastening the radiator to the left bracket						
	8942494460	1300121-803		01	A B	M8×63	

Radiator installation

1-10

Figure No.

S/N	Recommended specification / name of part				
	Isuzu figure No.	QingLing figure No.	Left/Right	Qty.	Applicable models / applicable status / notes
					A Single cab (cab) B Crew cab(cab)
80	--- Bolt				
	0280806120			04	A B Bolt - fan shroud (A) M6×12
	0280808600			01	A B Bolt - fan shroud bracket (C) M8×60
	0280810600			01	A B Bolt - fan shroud bracket (D) M10×60
	0286808200			01	A B Bolt - fan shroud (E) M8×20
	0286810250			02	A B Bolt - fan shroud (F) M10×25
	8972646220			03	A B Bolt - fan shroud (B) M8×41
82	--- Outer cover -fan shroud				
	8972604510			01	A B

1-10		Radiator installation			
Figure No.					
S/N	Recommended specification / name of part				
	Isuzu figure No.	QingLing figure No.	Left/Right	Qty.	Applicable models / applicable status / notes
					A Single cab (cab) B Crew cab(cab)
85	--- Hoop band				
	5097070311			01	A B Length = 140
91	--- Big washer - air guide sleeve				
	9091607060	Q40206		04	A B Inside diameter =6
92	--- Bracket - fan shroud				
	8944788811			01	A B (D)
	8972401392			01	A B (B)
	8972534951			01	A B (A)
	8972897491			01	A B (C)
131	--- Double wire hoop- water outlet hose to engine				
	5097040471			01	A B Inside diameter =42
204	--- Air guide sleeve assembly				
	8972601210	1300010-850		01	A B


Radiator installation

1-10

Figure No.

S/N	Recommended specification / name of part				
	Isuzu figure No.	QingLing figure No.	Left/Right	Qty.	Applicable models / applicable status / notes
					A Single cab (cab) B Crew cab(cab)
240	--- Flange locknut-fasten support bar on the crossbeam				
	8941787010	Q33008		01	A B
					M8
242	--- Bracket - radiator				
	8972604530		Left	01	A B
	8972604520		Right	01	A B
243	--- Bolt - fan shroud bracket				
	0280808160			01	A B
					M8×16
297	--- Flat washer- fan shroud				
	9091607060			04	A B
					Inside diameter =6
305	--- Fastening nail-outer cover to fan shroud				
	1094700090			12	A B
421	--- Bolt - fan shroud bracket				
	0280808800			02	A B
					M8×80

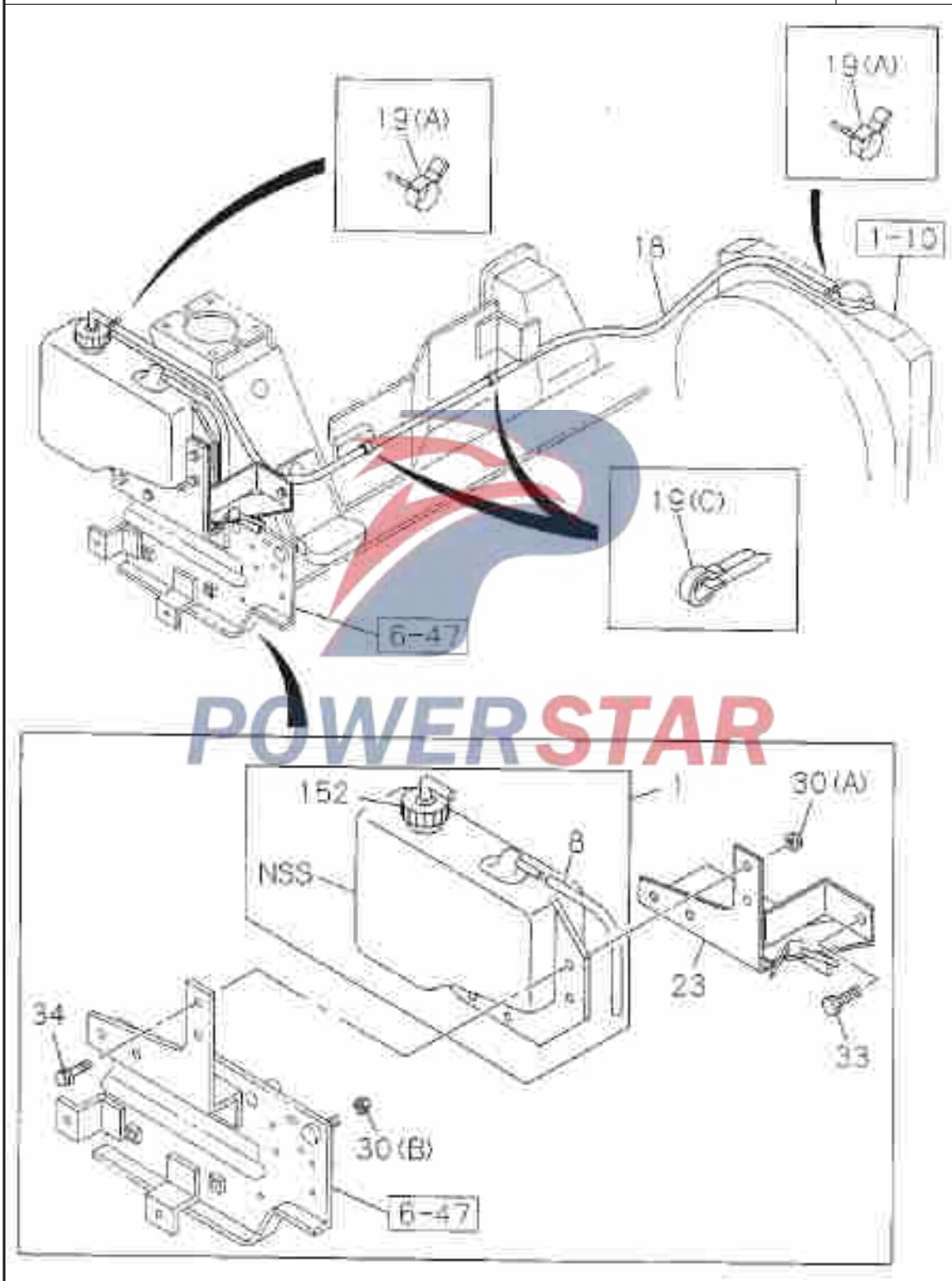
1-10		Radiator installation			
Figure No.					
S/N	Recommended specification / name of part				
	Isuzu figure No.	QingLing figure No.	Left/Right	Qty.	Applicable models / applicable status / notes
					A Single cab (cab)
					B Crew cab(cab)
482	--- Flange nut- air guide sleeve				
	0911501060	Q32006		04	A B M6
518	--- Flange lock nuts				
	5094400050	Q33008		02	A B M8
532	--- Bracket - hot water pipe				
	8973022651			01	A B



Radiator water pipes and spare water tanks
Standby water tank and other components (single cab)

1-11

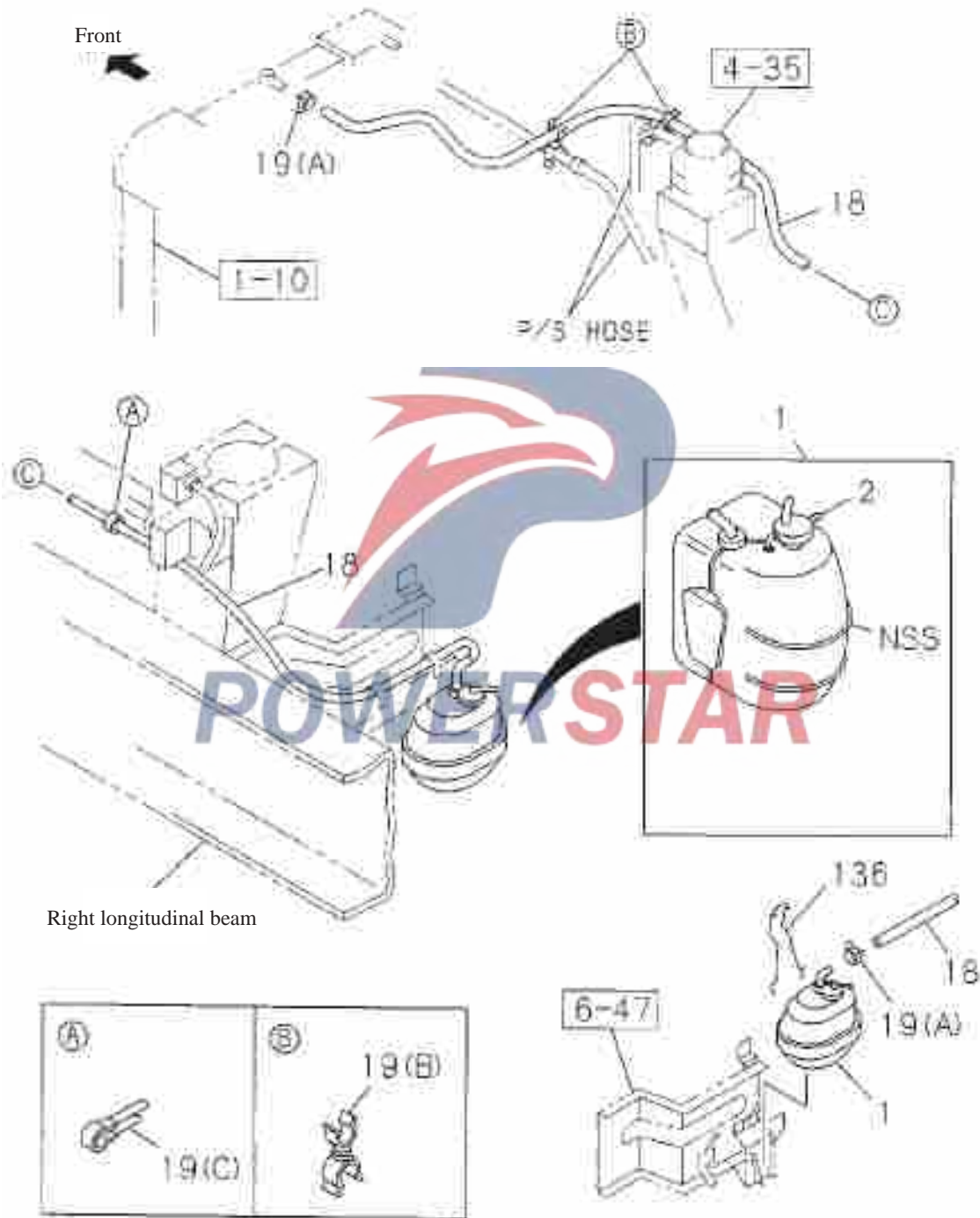
Figure No.



1-11

Radiator water pipes and spare water tanks Standby water tank and other components (crew cab)

Figure No.



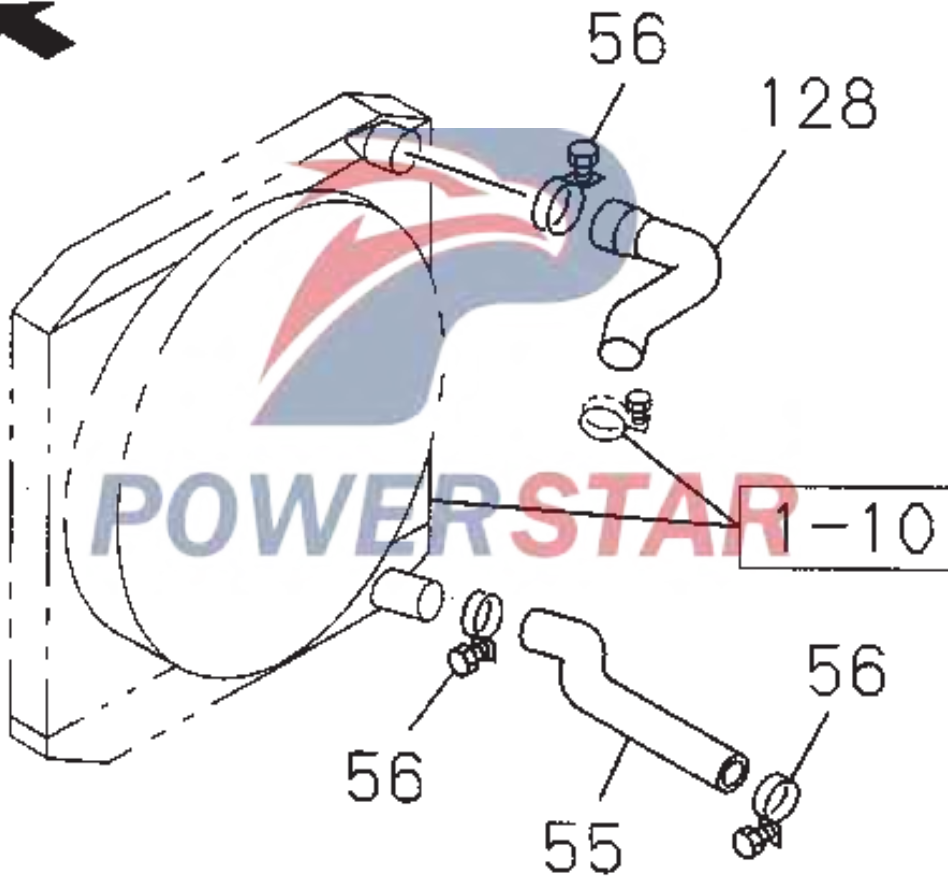
Radiator water pipes and spare water tanks

Radiator water pipe installation

1-11

Figure No.

Front



1-11		Radiator water pipes and spare water tanks			
Figure No.					
S/N	Recommended specification / name of part				
	Isuzu figure No.	QingLing figure No.	Left/Right	Qty.	Applicable models / applicable status / notes
					A Single cab (cab)
					B Crew cab(cab)
1	--- Standby water tank assembly				
	8972051360	1300030-803		01	A
	8943783881	1301610-26		01	B
2	--- Cover- standby water tank				
	8944493630			01	B
8	--- Plastic hose				
	1093661790			01	A
					Length = 500
18	--- Hose assembly -standby water tank to radiator				
	8972254452	1300040-803		01	A
	8973571910	1300040-801		01	B
19	--- Clip				
	5097003190	1303101-803		01	B
					(C) Inside diameter =14
	5097003190	1303101-803		02	A
					(C) Inside diameter =14
	8942386100			02	A B
					Pipe clamp - hose assembly (A) Inside diameter =12

Radiator water pipes and spare water tanks

1-11

Figure No.

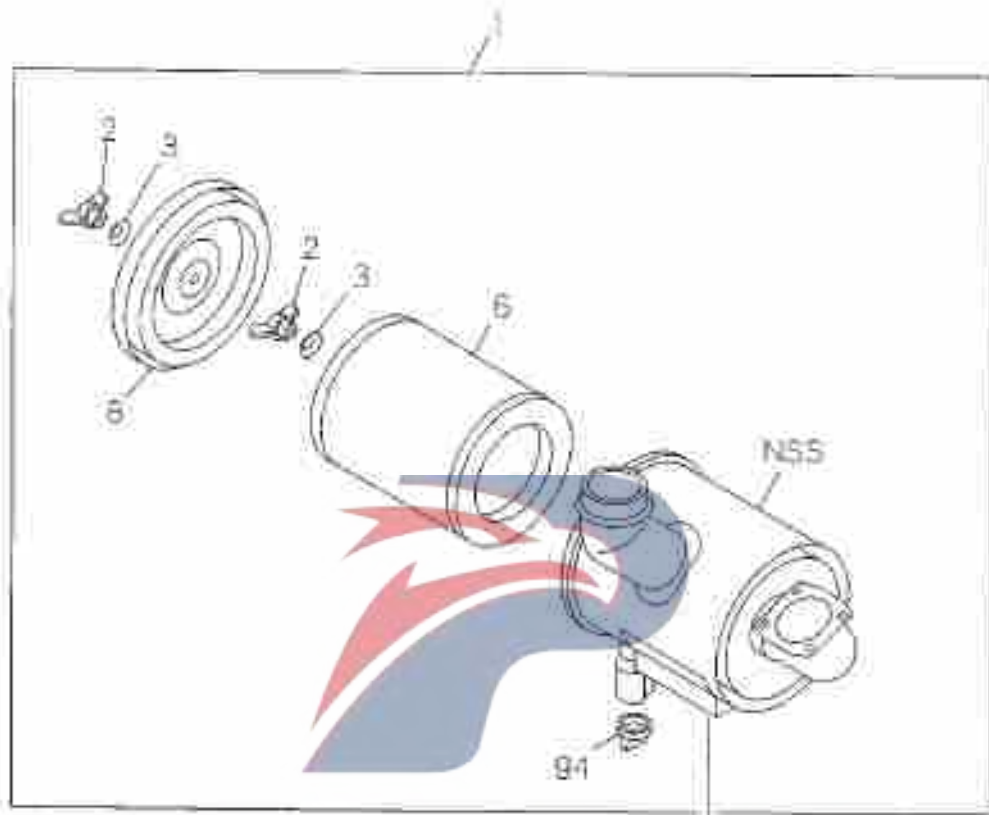
S/N	Recommended specification / name of part				
	Isuzu figure No.	QingLing figure No.	Left/Right	Qty.	Applicable models / applicable status / notes
					A Single cab (cab) B Crew cab(cab)
19	--- Clip				
	8944389960	1303102-801		02	B Pipe clamp - hose assembly (B) Inner diameter=10 and 11
23	--- Bracket - standby water tank				
	8972252711			01	A
30	--- Flange nuts				
	0911501080	Q32008		04	A Flange nut- installation of standby water tank (A) M8
	0911502080	Q32008T13		03	A Flange nuts - bracket fixation (B) M8
33	--- Flange bolts				
	0286808250	Q1840825		01	A M8×25
34	--- Flange bolts - fender support and support of cab				
	0286808250	Q1840825		04	A M8×25
55	--- Water inlet rubber hose of radiator				
	8972601871	1303032-850		01	A

1-11		Radiator water pipes and spare water tanks				
Figure No.						
S/N	Recommended specification / name of part					
	Isuzu figure No.	QingLing figure No.	Left/Right	Qty.	Applicable models / applicable status / notes	
					A Single cab (cab)	
					B Crew cab(cab)	
56	--- Double wire hoop					
	5097040490			03	A B Inside diameter =48	
128	--- Water outlet rubber hose of radiator					
	8972893690	1303031-850		01	A	
136	--- Elastic clamp spring-standby water tank					
	8970872200	1301611-26		01	B	
152	--- Cover assembly- standby water tank					
	8972177990			01	A	

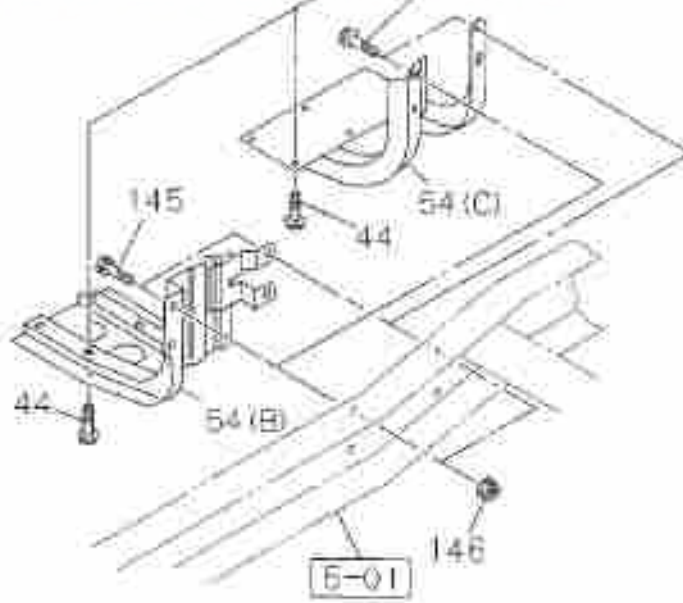
Air filter

1-30

Figure No.



POWERSTAR



1-30		Air filter			
Figure No.		Recommended specification / name of part			
S/N	Isuzu figure No.	QingLing figure No.	Left/Right	Qty.	Applicable models / applicable status / notes
					A Single cab (cab) B Crew cab(cab)
1	--- Air filter assembly				
	8972400542	1109240-850		01	A
		1109240-856		01	B
2	--- Butterfly nut - air filter				
	1142170680			02	A B
3	--- Washer - butterfly nut				
	1142192250			02	A B
6	--- Air filter element				
	8941560520			01	A B
8	--- End cover - air filter				
	8973133860			01	A B
44	--- Flange bolts				
	0280808160	Q1840816		04	A B
					M8×16
54	--- Bracket - air filter				
	8971071390	1109410-803		01	A
					(B)
	8973576200	1109250-805B		01	B
					(C)
94	--- Vacuum valve - air filter				
	8944471570			01	A B

Air filter

1-30

Figure No.

S/N	Recommended specification / name of part				
	Isuzu figure No.	QingLing figure No.	Left/Right	Qty.	Applicable models / applicable status / notes
					A Single cab (cab) B Crew cab(cab)
145	--- Flange bolts - bracket to longitudinal beam				
	0286810350	Q1841035		04	A B M10×35
146	--- Flange nut- support to longitudinal beam				
	0911501100	Q32010		04	A B M10

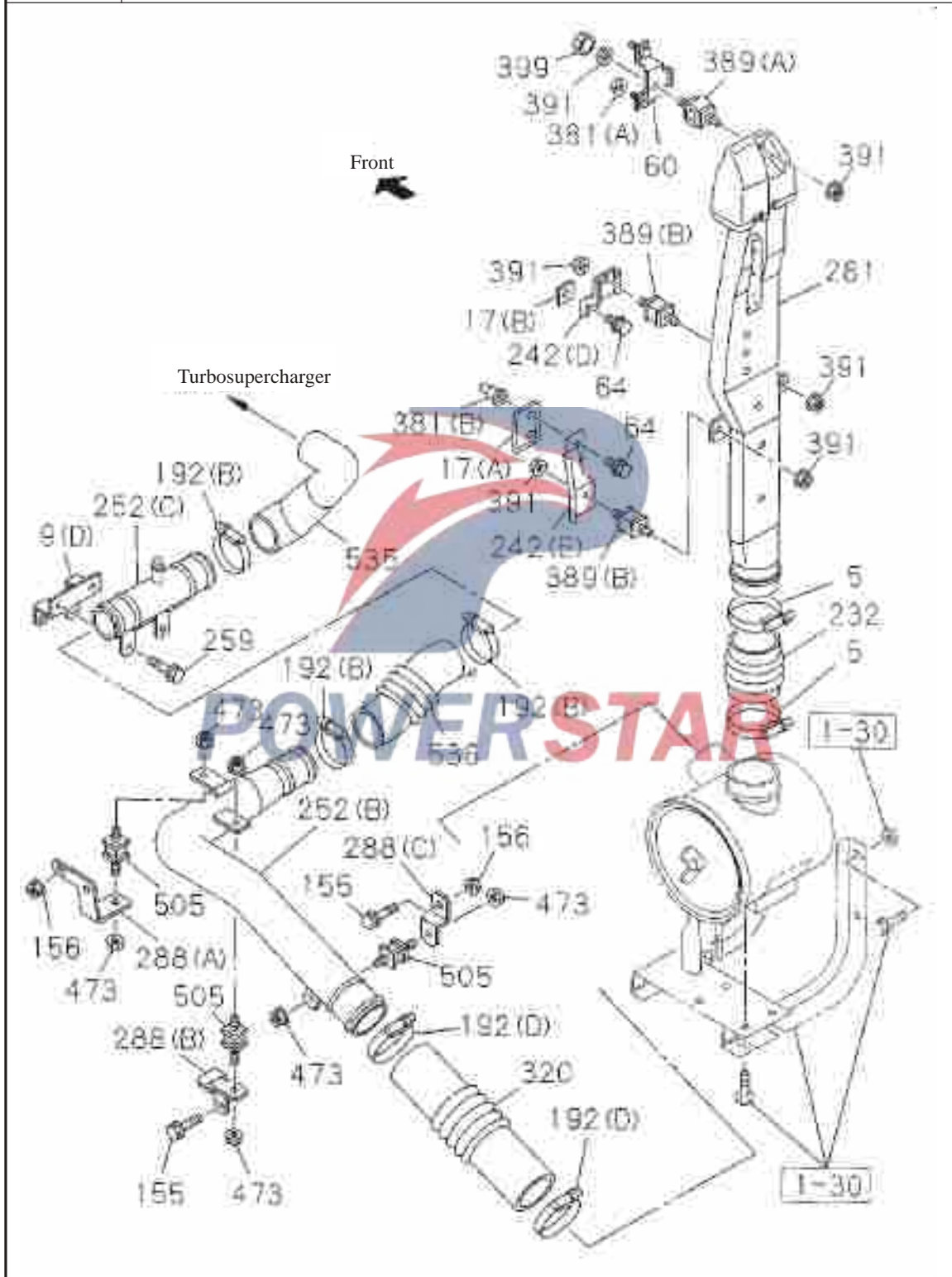


1-31

Air inlet pipelines

Figure No.

Air inlet pipelines and other parts (crew cab)

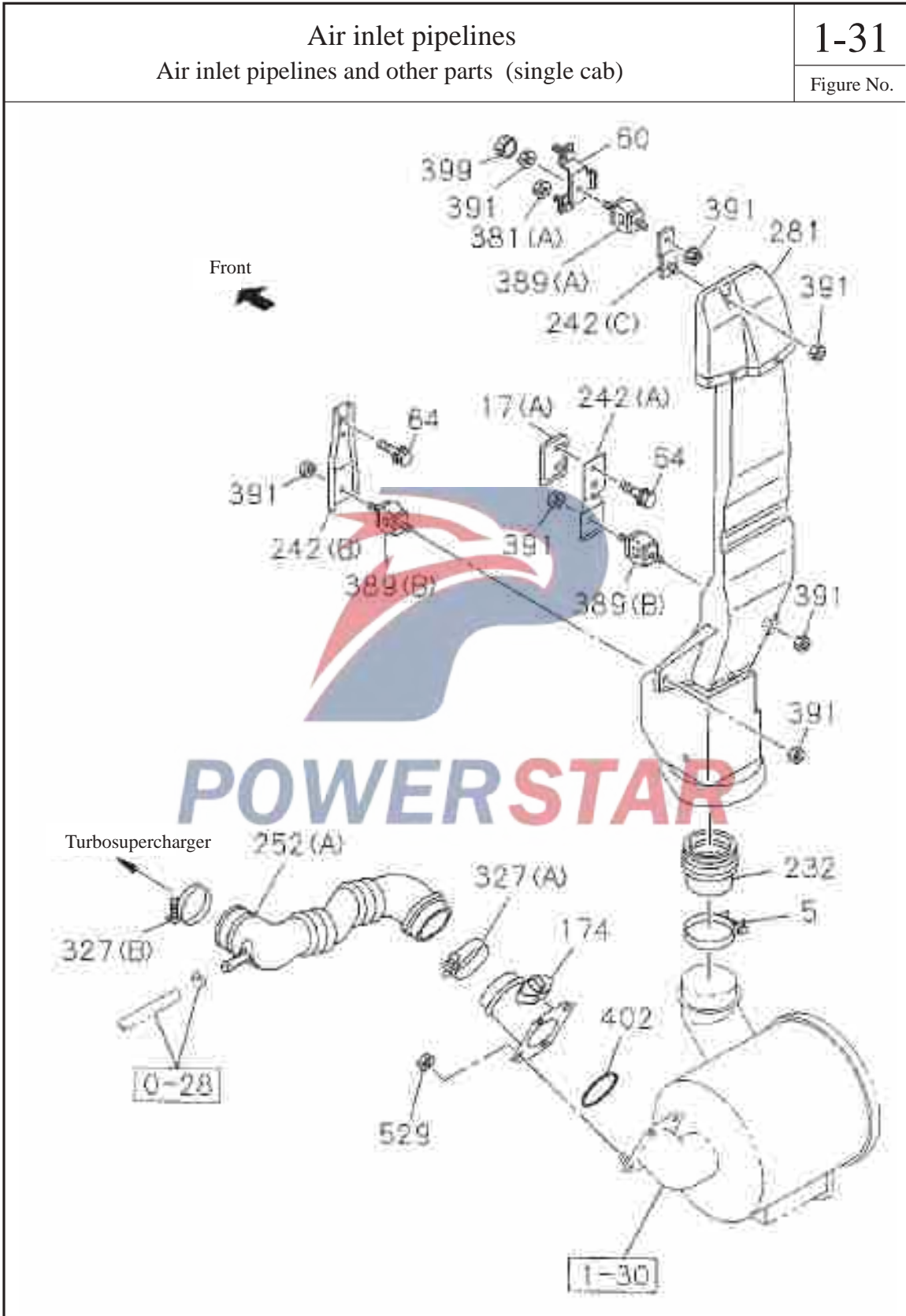


Air inlet pipelines

Air inlet pipelines and other parts (single cab)

1-31

Figure No.

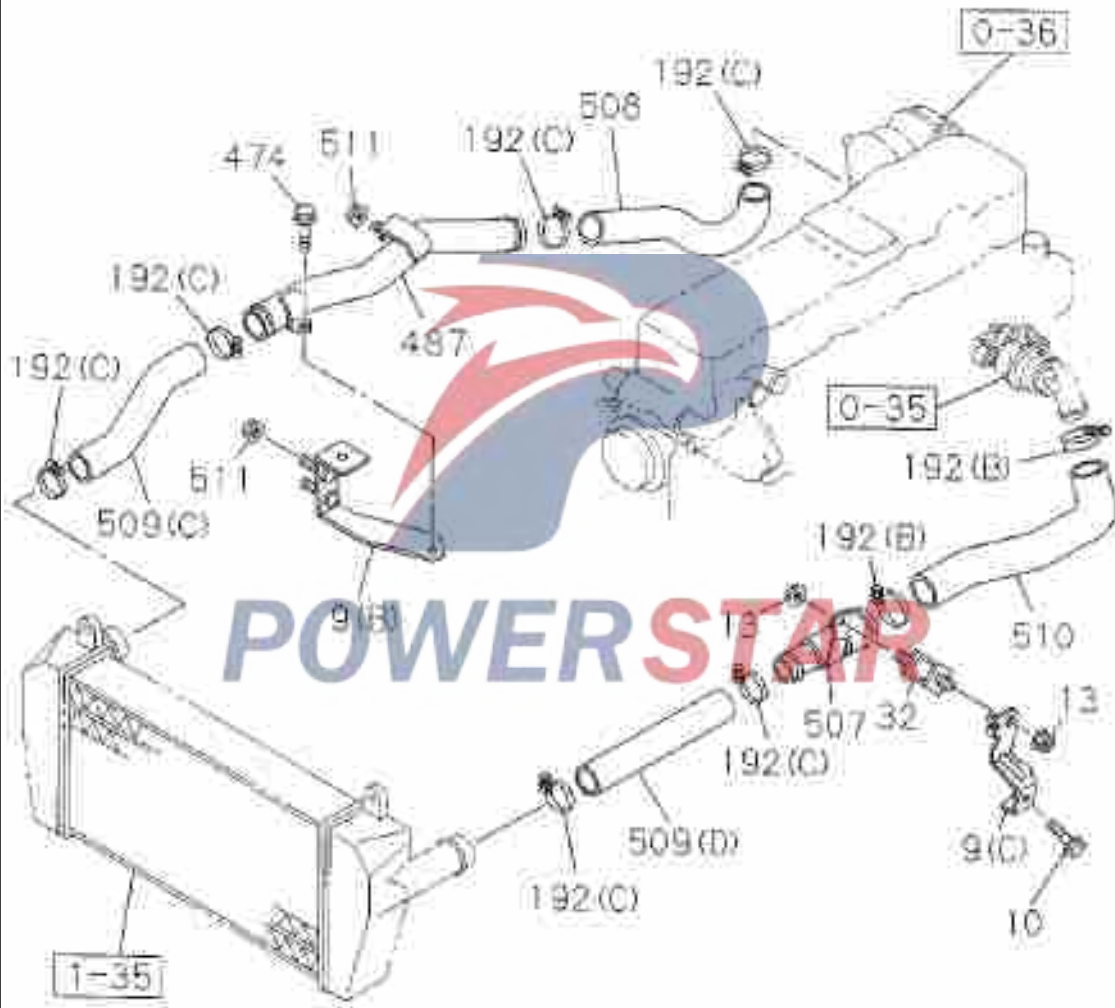


1-31

Air inlet pipelines

Figure No.

Air inlet hose and other parts



Air inlet pipelines

1-31

Figure No.

S/N	Recommended specification / name of part				
	Isuzu figure No.	QingLing figure No.	Left/Right	Qty.	Applicable models / applicable status / notes
					A Single cab (cab)
5	--- Hoop - air inlet hose				
	9099150741	1109430-850		01	A B
					Inside diameter =112
9	--- Bracket				
	8973007711	1109350-850		01	A B
					Supporting plate assembly- air intake pipe (C)
	8973124720	1109360-850		01	A B
					Bracket assembly (B)
		1109340-856		01	B
					Bracket assembly - intake pipe (D)
10	--- Flange bolts - bracket to longitudinal beam				
	0280808120	Q1840812		01	A B
					M8×12
13	--- Flange nut- fixation of rubber gasket				
	0911501080	Q32008		02	A B
					M8
17	--- Liner-installation of support				
	8978536992	1109555-803		01	A B
					(A)
	8978927230	1109512-801		01	B
					(B)

1-31		Air inlet pipelines				
Figure No.		Recommended specification / name of part				
S/N	Isuzu figure No.	QingLing figure No.	Left/Right	Qty.	Applicable models / applicable status / notes	
					A	B
					A	Single cab (cab)
					B	Crew cab(cab)
32	--- Rubber gasket					
	8941581551	1109520-803		01	A	B
60	--- Bracket assembly					
	8978569560	1109330-803	Right	01	A	
	8978569570	1109330-801	Left	01		B
64	--- Bolt					
	8942792070	1109554-803		03	A	
						M8×20.5
	8942792160	6205212-801		03	B	
						M8×20
155	--- Flange bolts - bracket to car frame					
	0286808250	Q1840825		02	B	
						M8×25
156	--- Flange nuts - bracket					
	0911501080	Q32008		04	B	
						M8
174	--- Air sensor					
	8972400570			01	A	B
192	--- Hoop - air inlet hose					
	1097072040	1109450-850		06	A	B
						(C)

Air inlet pipelines

1-31

Figure No.

S/N	Recommended specification / name of part				
	Isuzu figure No.	QingLing figure No.	Left/Right	Qty.	Applicable models / applicable status / notes
					A Single cab (cab) B Crew cab(cab)
192	--- Hoop - air inlet hose				
	1097072030	1109420-803		02	A B (B) Inside diameter =58-76
232	--- Connecting pipe-vertical pipe and air filter				
	8944568440	1109232-850		01	A
	8973576190	1109232-801		01	B
242	--- Bracket				
	8978569320	1109351-803		01	A Bracket A (A)
	8978569330	1109352-803		01	A Bracket B (B)
	8978569580	1109340-803		01	A Bracket assembly (C)
	8975809970	1109311-801		01	B Bracket - vertical pipeline (D)
	8978578440	1109511-801		01	B Connection plate (E)
252	--- Air inlet pipes				
	8973125402			01	A Air inlet pipe-supercharger and air filter (A)

1-31		Air inlet pipelines				
Figure No.		Recommended specification / name of part				
S/N	Isuzu figure No.	QingLing figure No.	Left/Right	Qty.	Applicable models / applicable status / notes	
					A	B
					A	Single cab (cab)
					B	Crew cab(cab)
252	--- Air inlet pipes					
	8973576221	1109234-801		01	B	Air inlet pipe- the first stage (B)
	8973576230	1109260-801		01	B	Air inlet pipe- the second stage (C)
259	--- Flange bolts					
	0280810160	Q1841016		02	B	M10×16
281	--- Vertical air intake pipeline					
	8973002550	1109231-803		01	A	POWER STAR
	8973576171	1109231-801		01	B	
288	--- Bracket					
	8973591050			01	B	Bracket II- intake pipe and car frame (B)
	8973591061			01	B	Bracket I- intake pipe and car frame (C)
	8973600830			01	B	Bracket III- intake pipe and car frame (A)
320	--- Air inlet pipe- air filter to bend					
	8973576210	1109233-856		01	B	

Air inlet pipelines

1-31

Figure No.

S/N	Recommended specification / name of part				
	Isuzu figure No.	QingLing figure No.	Left/Right	Qty.	Applicable models / applicable status / notes
					A Single cab (cab)
327	--- Hoop - intake pipe				
	1097071980	1109480-850		01	A B (A) Inside diameter =77-95
	1097072030	1109420-803		01	A B (B) Inside diameter =58-76
381	--- Nut				
	1099840180	1109552-803		02	A B (A) M6
	8942795380	T3720818		02	B Riveting nut (B) M8
389	--- Instalation of rubber gasket				
	8970801490	1109530-803		01	A B (A)
	8970818860	1109510-801		02	A B (B)
391	--- Flange nuts				
	8942795170	1109551-803		07	A B M8

1-31		Air inlet pipelines			
Figure No.		Recommended specification / name of part			
S/N	Isuzu figure No.	QingLing figure No.	Left/Right	Qty.	Applicable models / applicable status / notes
					A Single cab (cab) B Crew cab(cab)
399	--- Decorative cap - bracket				
	8942736050	1109553-803		02	A B
402	--- O ring-sensor				
	8972400560			01	A B
473	--- Flange nuts				
	8942795170	1109551-803		06	B M8
474	--- Flange bolts - fixation of clip				
	0286808200	Q1840820		01	A B M8×20
487	--- Intake pipe assembly of intercooler				
	8973125360	1109310-850		01	A B
505	--- Instalation of rubber gasket				
	8970818860	1109510-801		03	B
507	--- Air inlet pipe assembly				
	8972400530	1109320-850		01	A B
508	--- Rubber hose				
	8972588373	1109331-850		01	A B

Air inlet pipelines

1-31

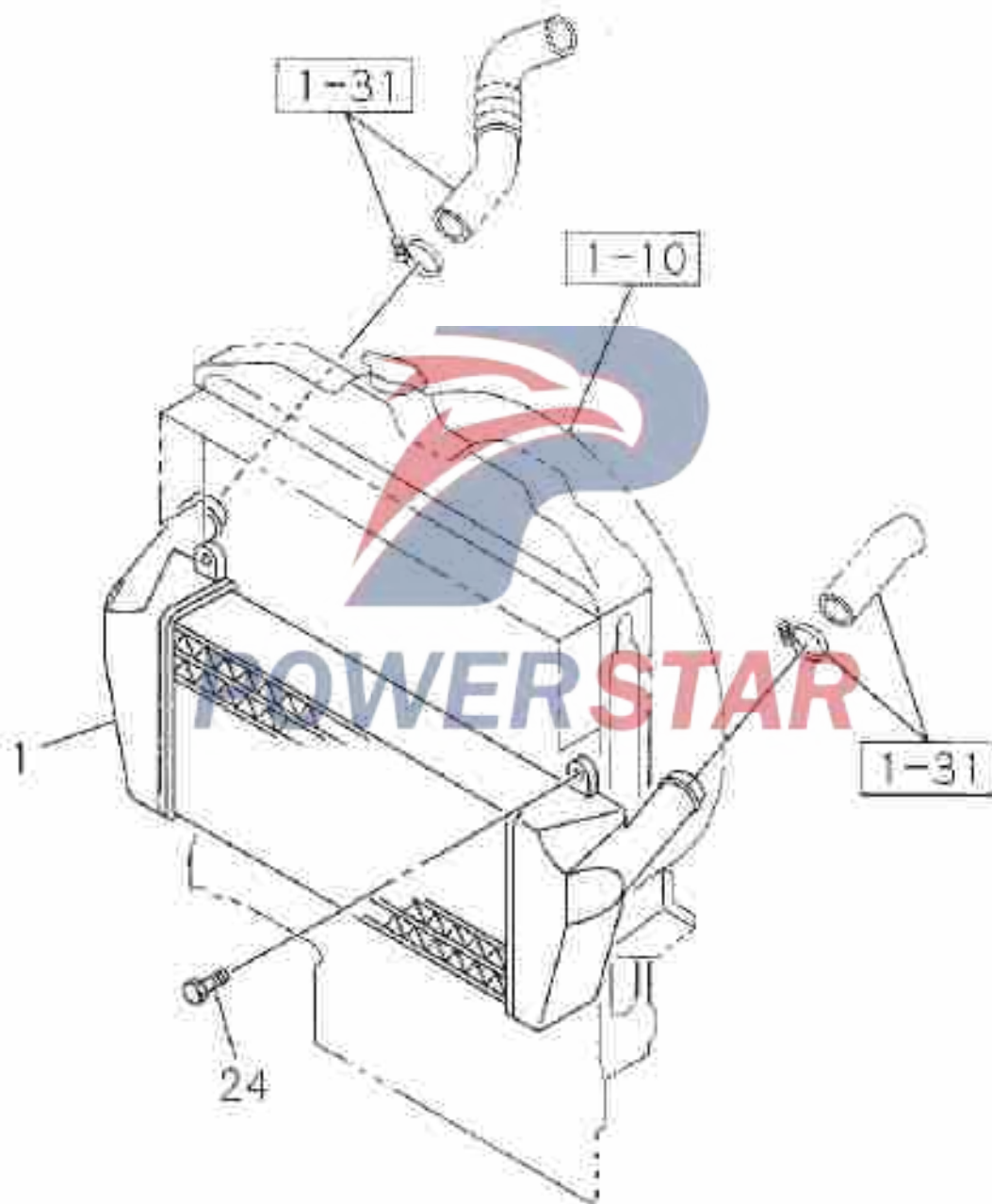
Figure No.

S/N	Recommended specification / name of part				
	Isuzu figure No.	QingLing figure No.	Left/Right	Qty.	Applicable models / applicable status / notes
					A Single cab (cab)
509	--- Rubber hose				
	8972603145	1109332-850		01	A B (C)
	8973008593	1109333-850		01	A B (D)
510	--- Rubber hose				
	8973008583	1109334-850		01	A B
511	--- Flange nut- fixation of engine fender				
	0911501080	Q32008		02	A B M8
529	--- Flange nut- sensor				
	0911501060	Q32006		04	A B M6
535	--- Air inlet pipe - bend to supercharger				
		1109236-856		01	B
536	---Rubber hose - intake pipe and intake pipe				
		1109235-856		01	B

1-35

Intercooler

Figure No.



Air inlet pipelines

1-35

Figure No.

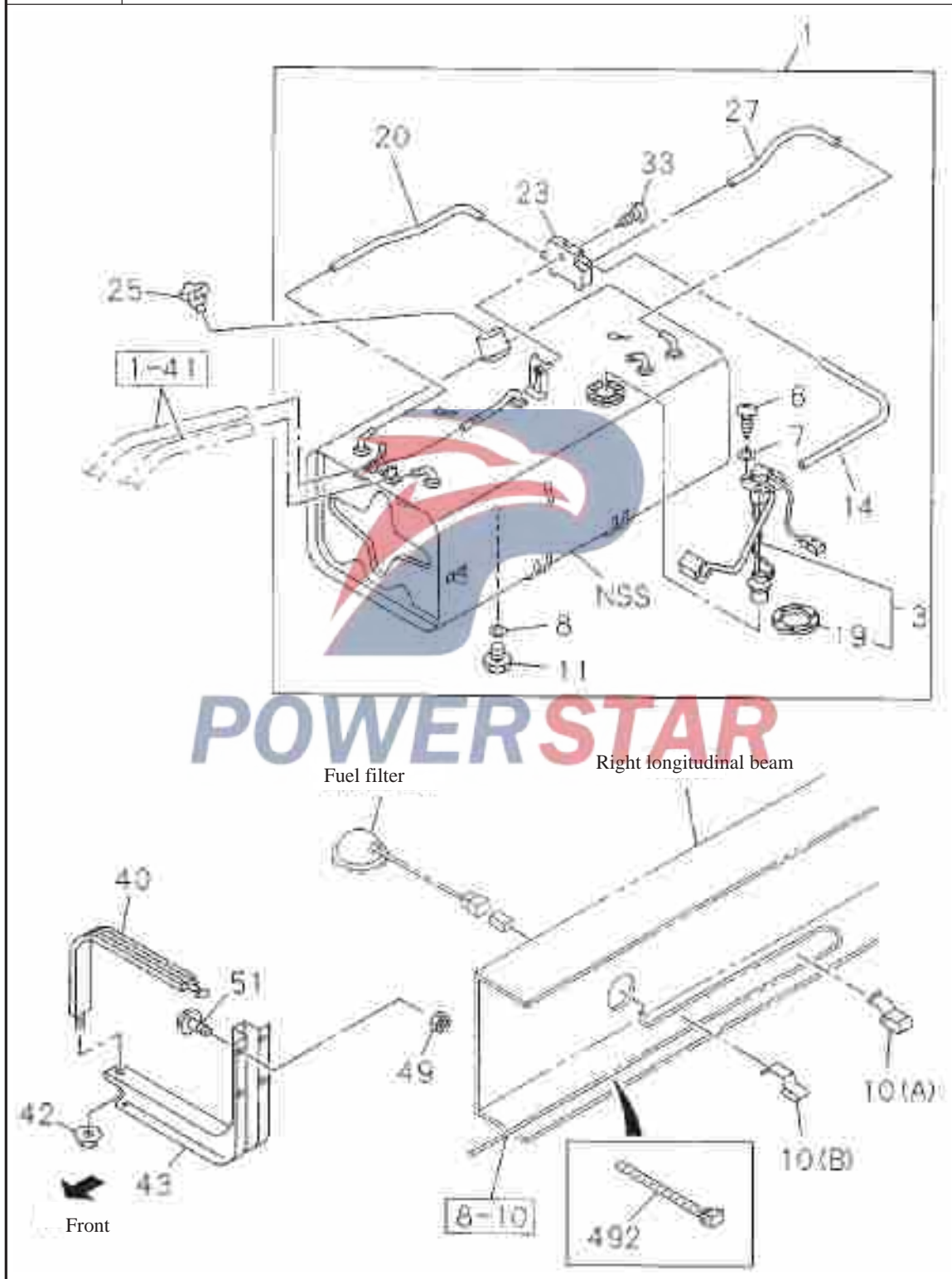
S/N	Recommended specification / name of part				
	Isuzu figure No.	QingLing figure No.	Left/Right	Qty.	Applicable models / applicable status / notes
					A Single cab (cab) B Crew cab(cab)
1	--- Intercooler assembly				
	8972400392			01	A B
24	--- Bolt - intercooler				
	0280808250			04	A B
					M8×25



1-40

Fuel tank

Figure No.



Fuel tank					1-40
					Figure No.
S/N	Recommended specification / name of part				
	Isuzu figure No.	QingLing figure No.	Left/Right	Qty.	Applicable models / applicable status / notes
					A Single cab (cab) B Crew cab(cab)
1	--- Fuel tank assembly				
		1101010-850		01	A 100L
		1101010-856		01	B 84L
3	--- Fuel sensor assembly				
	8943161900	3806040-15		01	A
	8943161880	3806040-10		01	B
6	--- Screw - sensor assembly to oil tank				
	9039105100	Q2140510		05	A B M5×10
7	--- Spring washer- sensor assembly to fuel tank				
		Q40305		05	A B Inside diameter =5
8	--- Sealing gasket- oil drain screw plug				
	9095720140	Q72314		01	A B Inside diameter =14.2 Outer diameter = 23.0
10	--- Elastic clip				
	5097090130	1101422-803		01	A B (A) Thickness =9.2

1-40		Fuel tank				
Figure No.		Recommended specification / name of part				
S/N	Isuzu figure No.	QingLing figure No.	Left/Right	Qty.	Applicable models / applicable status / notes	
					Single cab (cab)	Crew cab(cab)
10	--- Elastic clip					
	5097090230	1101423-803		01	A B	(B) Thickness =4.5 and 9
	5097090250	1101424-803		01	A B	(B) Thickness =9.2 and 9
11	5097090470	1101425-803		03	A B	(A) Thickness =5.5
	--- Oil drain screw plug-fuel tank					
	9098621560	1101136-10		01	A B	M14×14
14	--- Breather hose- connecting the three-way pipe joint					
	9099147010			01	A B	Length = 430
19	--- Rubber sealing gasket - fuel sensor					
	5831480010	3806211-10		01	A B	
20	--- Breather hose					
	8941288260			01	A B	
23	--- Two-way pipe joint- breather pipe					
	8970777131	1101061-10		01	A B	

Fuel tank						1-40
						Figure No.
S/N	Recommended specification / name of part					
	Isuzu figure No.	QingLing figure No.	Left/Right	Qty.	Applicable models / applicable status / notes	
					A	B
A Single cab (cab)						
B Crew cab(cab)						
25	--- Fuel tank cover assembly					
	8942586091	1101200-802		01	A B	
27	--- Breather hose					
	8941288260			01	A B	Length = 470
33	--- Cross screw- three-way pipe joint					
	9039206200	Q2140612		01	A B	M6×20
40	--- Hoop band assembly of oil tank					
	8944383854	1101350-15		02	A	
	8944383843	1101350-10		02	B	
42	--- Locking nut- oil tank hoop and oil tank bracket					
	9091304080	Q33408		02	A B	M8
43	--- Oil tank bracket					
	8970355170	1101311-15		02	A	
	8971838780	1101311-10		02	B	
49	--- Flange nut- fuel tank bracket and longitudinal beam					
	0911502100	Q32010T13		08	A B	M10

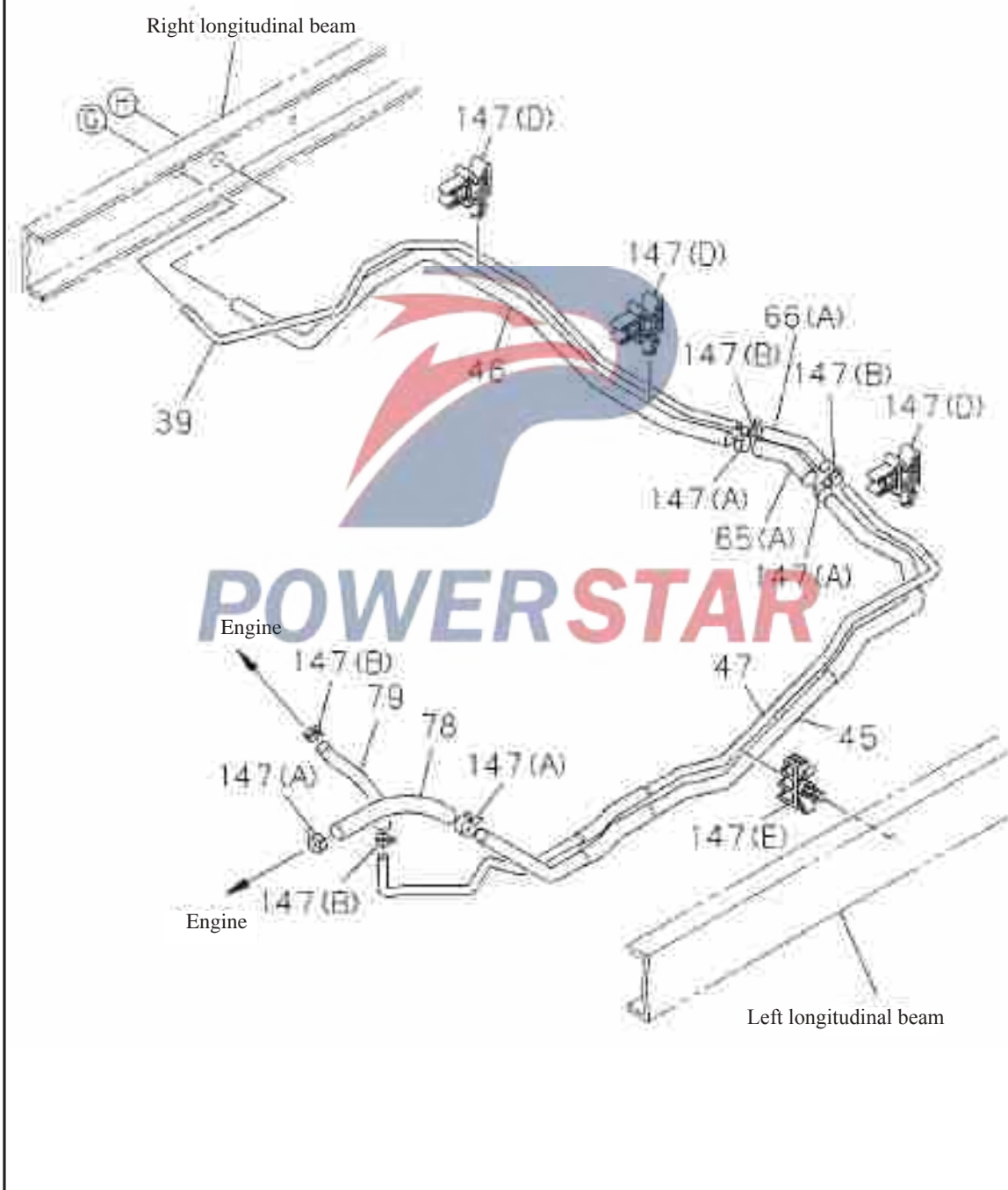
1-40		Fuel tank			
Figure No.		Recommended specification / name of part			
S/N	Isuzu figure No.	QingLing figure No.	Left/Right	Qty.	Applicable models / applicable status / notes
					A Single cab (cab)
					B Crew cab(cab)
51	--- Flange bolts - fuel tank bracket and longitudinal beam				
	0286910300	Q1841030T		08	A B M 10×30
492	--- Hoop band				
	5097070301	1101421-803		02	A B Length = 250



Fuel pipeline (1/2)

1-41

Figure No.

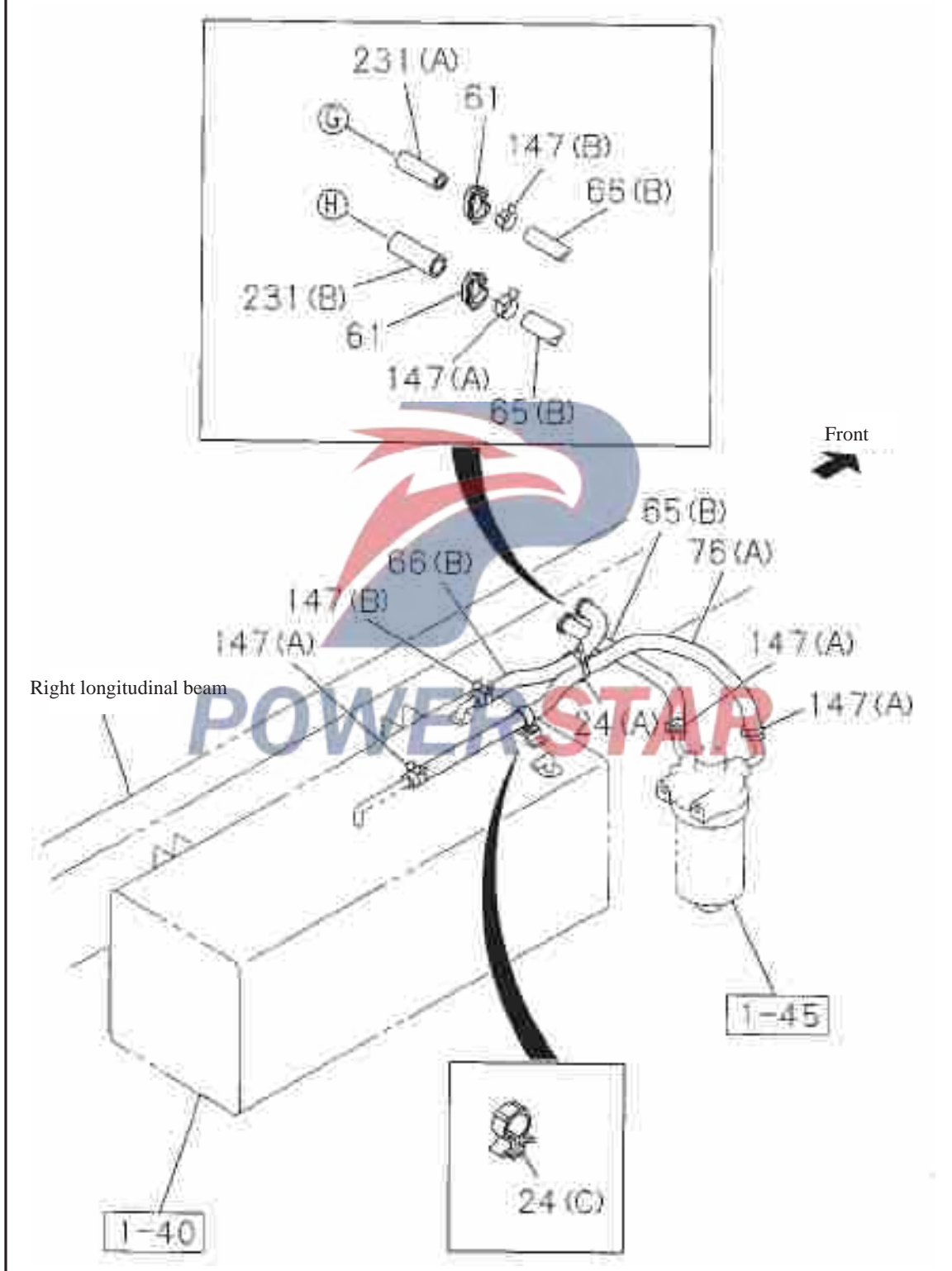


1-41

Fuel pipeline

Figure No.

(2/2)



Fuel pipeline

1-41

Figure No.

S/N	Recommended specification / name of part					
	Isuzu figure No.	QingLing figure No.	Left/Right	Qty.	Applicable models / applicable status / notes	
					A	B
24	--- Hoop band					
	5097070311	3724551-803		02	A B	Hoop band - wire harness (A) Length = 140
39	8972542041	1104122-850		01	A B	Hose jacket - fuel pipe to fuel tank (C)
	--- Oil return pipe - oil pipe to fuel tank					
45	8973639711	1104031-850		01	A B	
	--- Oil inlet pipe - to oil injection pump					
46	8973260200	1104020-850A		01	A B	
	--- Oil inlet pipe - to fuel filter					
47	8973639700	1104011-850A		01	A B	
	--- Oil return pipe - oil injection pump to oil pipe					
61	8973260260	1104040-850A		01	A B	
	--- Hole guard ring					
65	8941283192	1104121-803		02	A B	Inside diameter =17
	--- Oil inlet hose - oil inlet pipe to oil inlet pipe					
	0012121400	1104213-850		01	A B	(A) Length = 140

1-41		Fuel pipeline			
Figure No.					
S/N	Recommended specification / name of part				
	Isuzu figure No.	QingLing figure No.	Left/Right	Qty.	Applicable models / applicable status / notes
A Single cab (cab) B Crew cab(cab)					
66	--- Oil return hose - oil return pipe to oil return pipe				
	0012061400	1104124-803		01	A B (A) Length = 140
76	---Oil inlet hose - oil tank to oil-water separator				
	0012126000	1104219-850		01	A B (A) Length = 600
78	---Oil inlet hose - engine oil inlet pipe to oil injection pump				
	0012623000	1104221-850		01	A B Length = 300
79	--- Oil return hose - oil return pipe to oil injection pump				
	0012062500	1104222-850		01	A B Length = 250
147	--- Pipe clamp				
	8942385710	1104289-54		06	A B Elastic pipe clamp- oil return hose (B) Inside diameter =13
	8942385690	1104224-850		08	A B Elastic pipe clamp-oil inlet hose (A) Inside diameter =19.0

Fuel pipeline

1-41

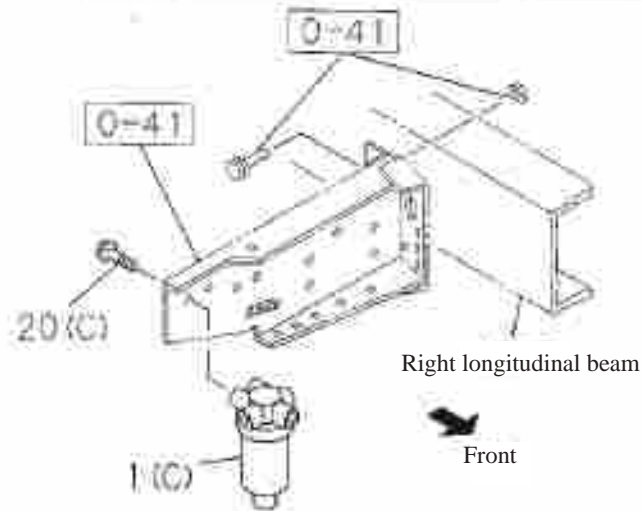
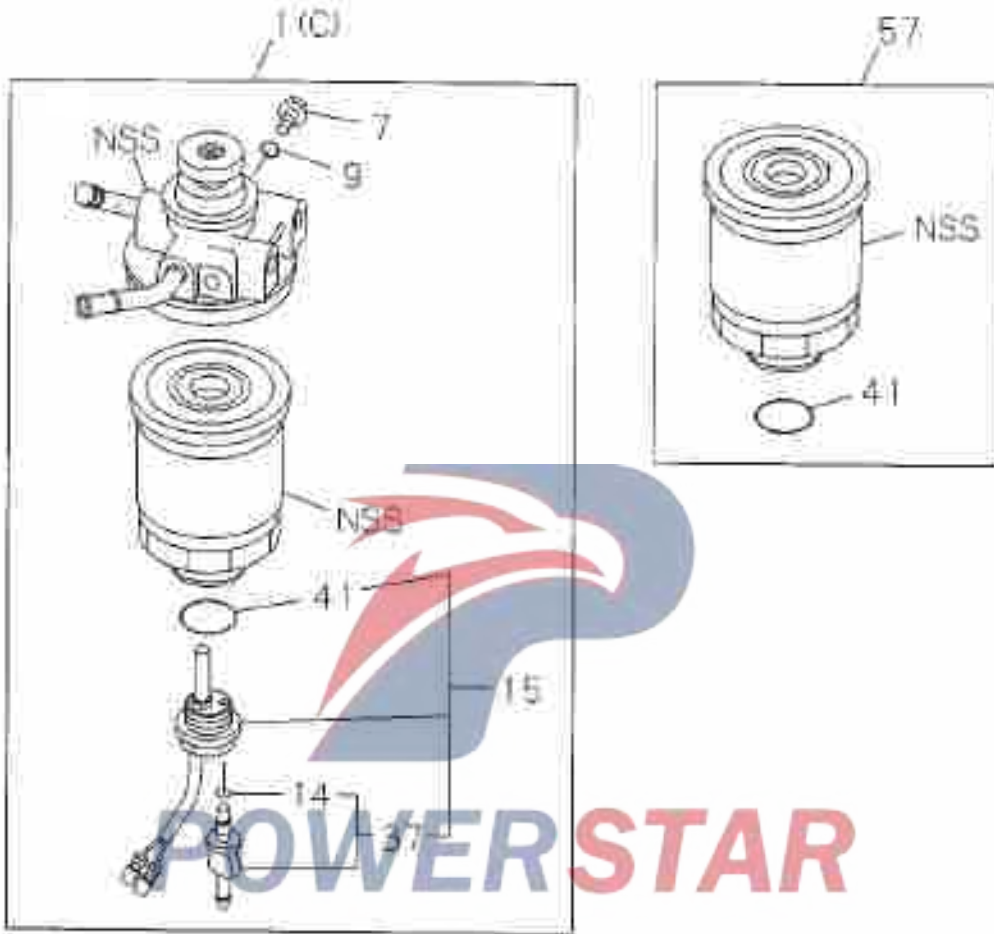
Figure No.

S/N	Recommended specification / name of part				
	Isuzu figure No.	QingLing figure No.	Left/Right	Qty.	Applicable models / applicable status / notes
					A Single cab (cab) B Crew cab(cab)
147	--- Pipe clamp				
	8972154370	1104131-850		03	A B Clip - fixation of oil pipes (D)
	8973261571	1104111-801	Right	01	A B Clip - fixation of oil pipes (E)
231	--- Pipe rubber sleeve				
	8941570541	1104211-803		01	A B Pipe rubber sleeve - oil return pipe (A) Outer diameter =17 Length=50
	8972142350	1104212-850		01	A B Pipe rubber sleeve - oil inlet pipe (B) Outer diameter =16.5 Length=50

1-45

Fuel filter assembly

Figure No.



Fuel filter assembly

1-45

Figure No.

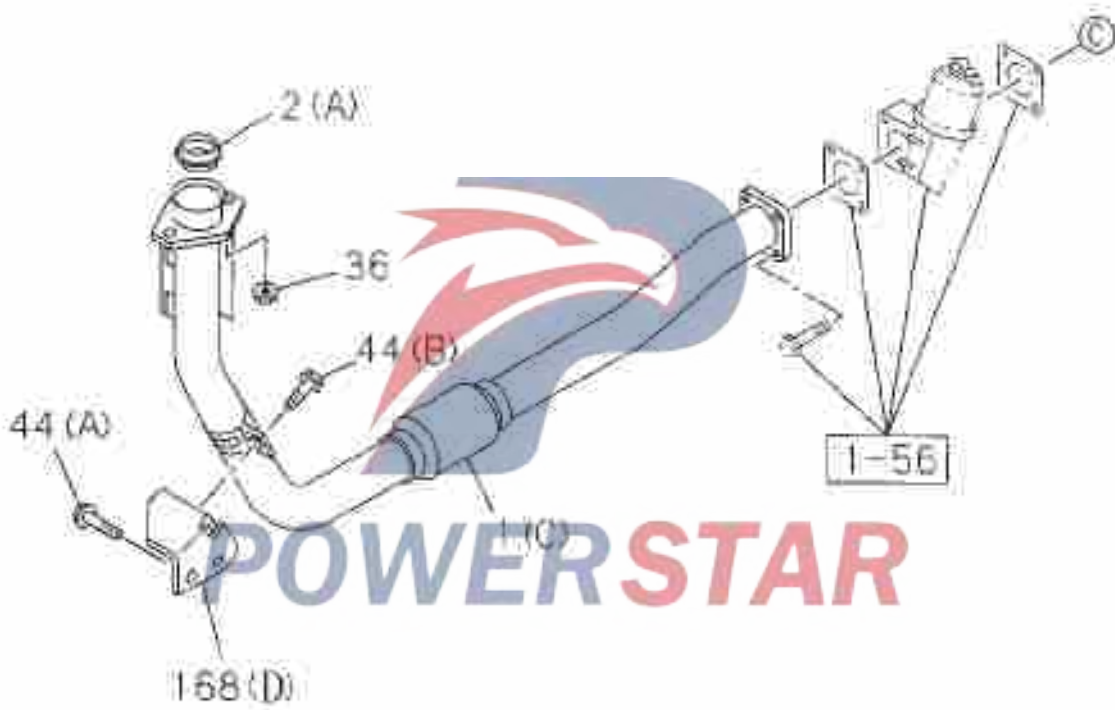
S/N	Recommended specification / name of part				
	Isuzu figure No.	QingLing figure No.	Left/Right	Qty.	Applicable models / applicable status / notes
					A Single cab (cab) B Crew cab(cab)
1	--- Fuel filter assembly				
	8972401262	1117010-850		01	A B (C)
7	--- Exhaust bolts - fuel filter				
	8941326740			01	A B
9	--- Seal ring - exhaust bolts				
	8941326750			01	A B
14	--- Seal ring – water-drain screw plug				
	8944471560			01	A B
15	--- Sensor - fuel filter				
	8970798210			01	A B
20	--- Flange bolts - fasten the oil-water separator on the support				
	0286808200	Q1840820		02	A B (C) M8×20
37	--- Water-drain screw plug - fuel filter				
	8971235490			01	A B
41	--- Seal ring - sensor				
	9095633340			01	A B
57	--- Fuel filter element				
	8943692993			01	A B

1-50

Exhaust pipes and silencer

Figure No.

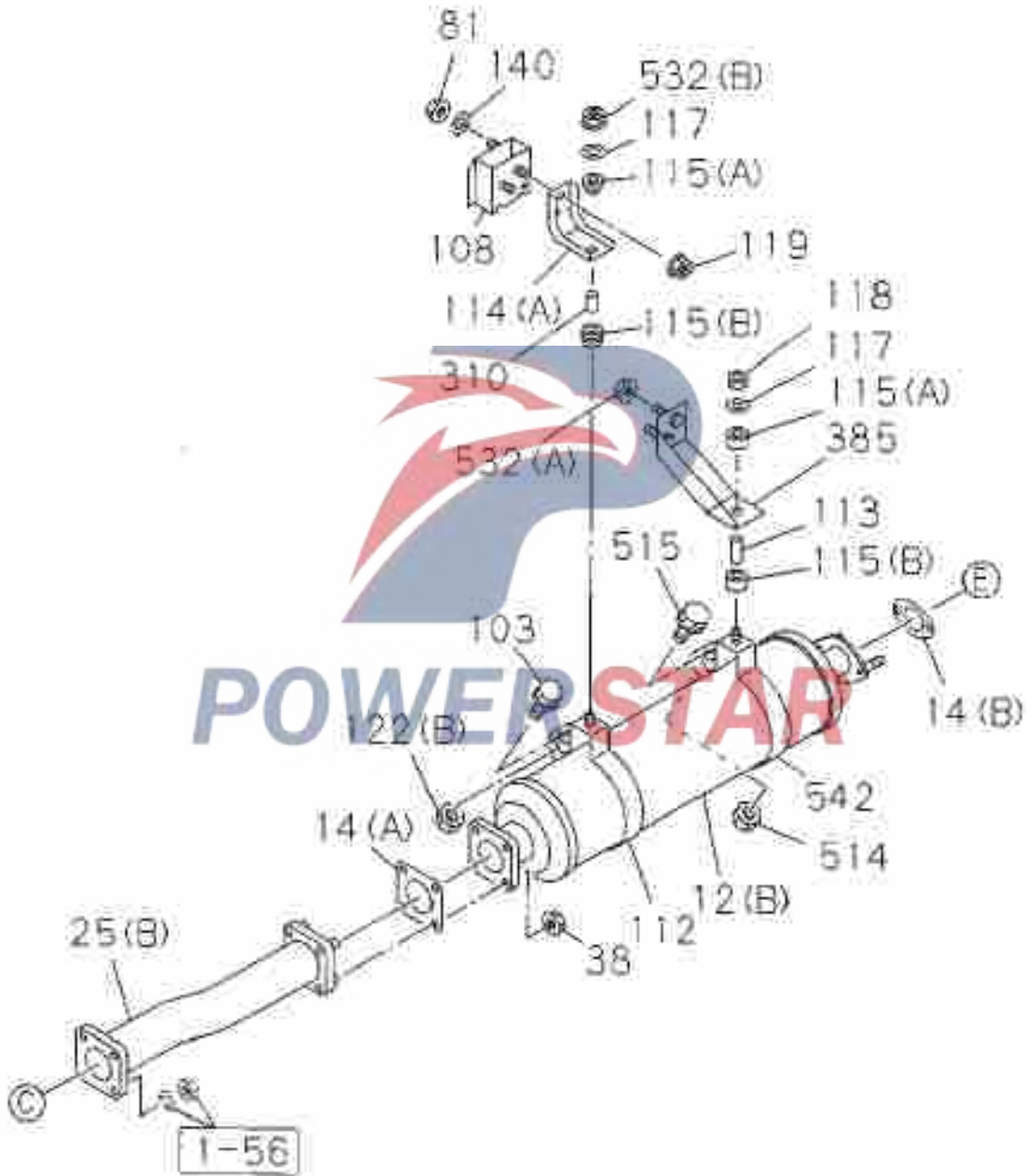
(1/3)



Exhaust pipes and silencer
(2/3)

1-50

Figure No.

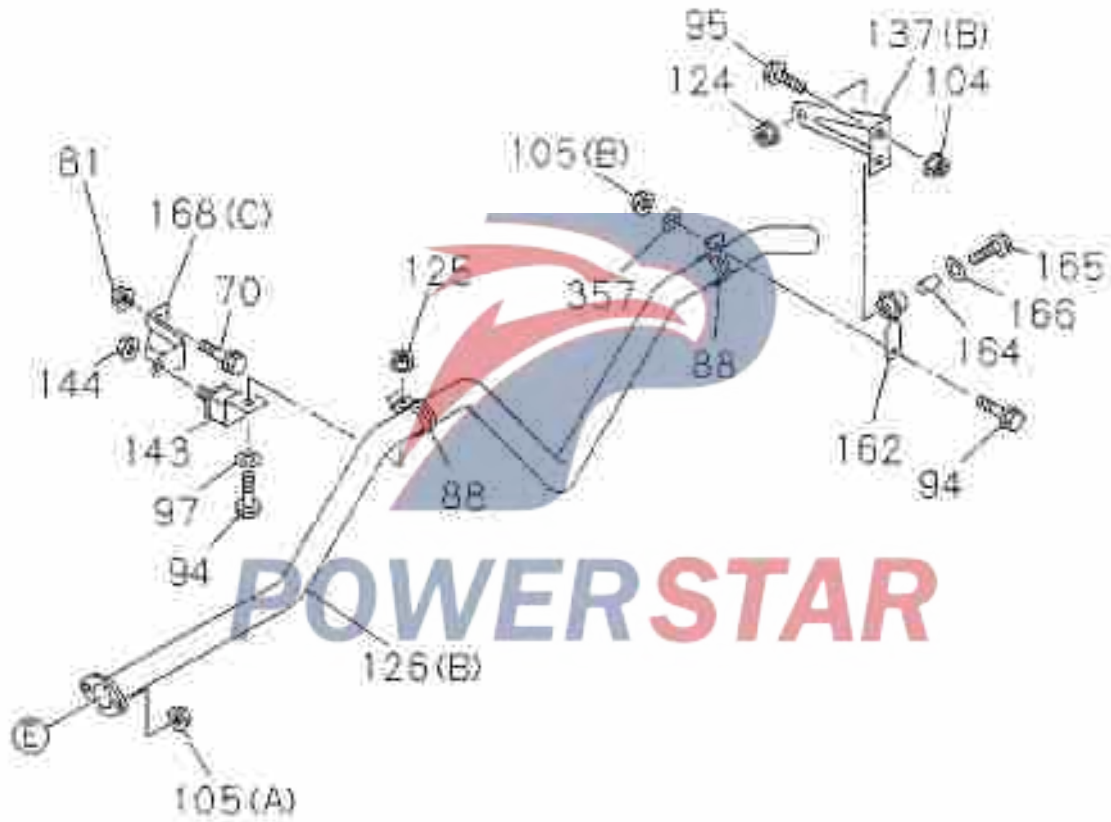


1-50

Exhaust pipes and silencer

Figure No.

(3/3)



Exhaust pipes and silencer						1-50
						Figure No.
S/N	Recommended specification / name of part					
	Isuzu figure No.	QingLing figure No.	Left/Right	Qty.	Applicable models / applicable status / notes	
					A	Wheelbase 2765mm
B					Wheelbase 3360mm	
C	Wheelbase 3815mm					
1	--- Front stage assembly (with hoop) of intake pipe of silencer					
	8973056301	1203010-850		01	B C	(C)
		1203010-854		01	A	(D)
2	--- Seal ring assembly- intake pipe and engine					
	8973814560	1203500-850		01	A B C	(A)
12	--- Silencer assembly					
	8972599991	1201010-850		01	A B C	(B)
14	--- Gasket					
	8943283540			01	A B C	Gasket - exhaust brake valve assembly (A)
	8943283520	1201331-10		01	A B C	Sealing pad - exhaust pipe and silencer (B) Inside diameter =64.7
25	--- Rear stage assembly of intake pipe of silencer					
		1203020-854		01	A	(A)
	8973205780	1203020-850		01	B C	(B)

1-50		Exhaust pipes and silencer					
Figure No.		Recommended specification / name of part					
S/N	Isuzu figure No.	QingLing figure No.	Left/Right	Qty.	Applicable models / applicable status / notes		
					A	B	C
					A Wheelbase 2765mm		
					B Wheelbase 3360mm		
					C Wheelbase 3815mm		
36	--- Nut - intake pipe to exhaust manifold						
	8970961921	1200451-26		02	A B C	M10	
38	--- Flange nut- connect air inlet pipe and muffler						
	0911501080	Q32008		04	A B C	M8	
44	--- Bolt						
	0280808160	Q1840816		02	A B C	Flange bolts - bracket (A) M8×16	
	0500408400	Q1420840		01	A B C	Combination bolt - intake pipe hoop and engine (B) M8×40	
70	--- Flange bolts - front support to car frame						
	0286808250	Q1840825		02	A B C	M8×25	
81	--- Flange nut- front support to car frame						
	0911501080	Q32008		02	A B C	M8	
88	--- Hoop - intake and exhaust pipes						
	8970103070	1203313-850		01	A B C	Inside diameter =61.6	

Exhaust pipes and silencer						1-50
						Figure No.
S/N	Recommended specification / name of part					
	Isuzu figure No.	QingLing figure No.	Left/Right	Qty.	Applicable models / applicable status / notes	
					A	Wheelbase 2765mm
B					Wheelbase 3360mm	
C	Wheelbase 3815mm					
94	--- Bolt - Fastening the hoop					
	0208008450	Q150B0845		02	A B C	M8×45
95	--- Flange bolts- rear support to car frame					
	0286808250	Q1840825		02	A B C	M8×25
97	--- Flat washer- fastening the hoop					
	9091646080	Q40108		01	A B C	Inside diameter =8
103	--- Combination bolt- fastening the hoop					
	0500408450	Q1420845		01	A B C	M8×45
104	--- Flange nut- rear support to car frame					
	0911501080	Q32008		02	A B C	M8
105	--- Nut - fastening the hoop and suspension arm					
	9091104080	Q340B08		01	A B C	(B) M8
108	--- Mounting support					
	8971797370	1201310-861		01	B C	

1-50		Exhaust pipes and silencer				
Figure No.						
S/N	Recommended specification / name of part					
	Isuzu figure No.	QingLing figure No.	Left/Right	Qty.	Applicable models / applicable status / notes	
					A Wheelbase 2765mm	
					B Wheelbase 3360mm	
					C Wheelbase 3815mm	
112	--- Bracket with hoop assembly					
	8972600210	1201220-850		01	A B C	
113	--- Casing					
	9221512170	1201253-10		01	A B C	
					Length = 37.5	
114	--- Mounting support assembly-muffler					
		1201211-10		01	C	
					(B)	
	8943298560	1201210-10		01	A B	
					(A)	
115	--- Rubber gasket					
	8944572771	1201251-10		01	A B C	
					Upper rubber gasket	
					(A)	
	8944572781	1201252-10		01	A B C	
					Lower rubber gasket	
					(B)	
117	--- Flat washer					
	9098521690	1201261-10		01	A B C	
					Outer diameter =55	
118	--- Flange lock nuts					
	5094400060	Q33010		01	A B C	
					M10	

Exhaust pipes and silencer


1-50

Figure No.

S/N	Recommended specification / name of part					
	Isuzu figure No.	QingLing figure No.	Left/Right	Qty.	Applicable models / applicable status / notes	
					A	B
C						
119	--- Flange nuts – bracket fixation					
	0911501080	Q32008		02	A B C	M8
122	--- Nut - fastening hoop					
	9091104080	Q340B08		01	A B C	(B) M8
124	--- Nut - suspension arm assembly to bracket					
	9091104100	Q341C10		01	B C	M10
125	--- Nut - fastening hoop					
	9091104080	Q340B08		01	A B C	M8
126	--- Tail pipe assembly of silencer					
		1203310-861		01	C	(A)
		1203310-854		01	A	(B)
	8972600011	1203310-850		01	B	(B)
137	--- Rear bracket- exhaust pipe to car frame					
	8944681750	1203411-15		01	A B C	(B)

1-50		Exhaust pipes and silencer				
Figure No.						
S/N	Recommended specification / name of part					
	Isuzu figure No.	QingLing figure No.	Left/Right	Qty.	Applicable models / applicable status / notes	
					A Wheelbase 2765mm	
					B Wheelbase 3360mm	
					C Wheelbase 3815mm	
140	--- Big washer					
	9091648080	Q40208		02	A B C	
					Inside diameter =8	
143	--- Supporting rubber block assembly - exhaust pipe					
	8973716550	1203360-15		01	A B C	
144	--- Flange nut - rubber block is supported on the support					
	0911501080	Q32008		01	A B C	
					M8	
162	--- Suspension arm assembly- exhaust pipe on car frame					
	8941562560	1203430-15		01	A B C	
					Length = 115	
164	--- Casing					
	9221512170	1201253-10		01	A B C	
					Length = 37.5	
165	--- Flange bolts - suspension arm assembly on the car frame					
	0280810700	Q1841070		01	A B C	
					M10× 70	
166	--- Big washer - suspension arm assembly on the car frame					
	9091648100	Q40210		01	A B C	
					Inside diameter =10 Outer diameter = 32	

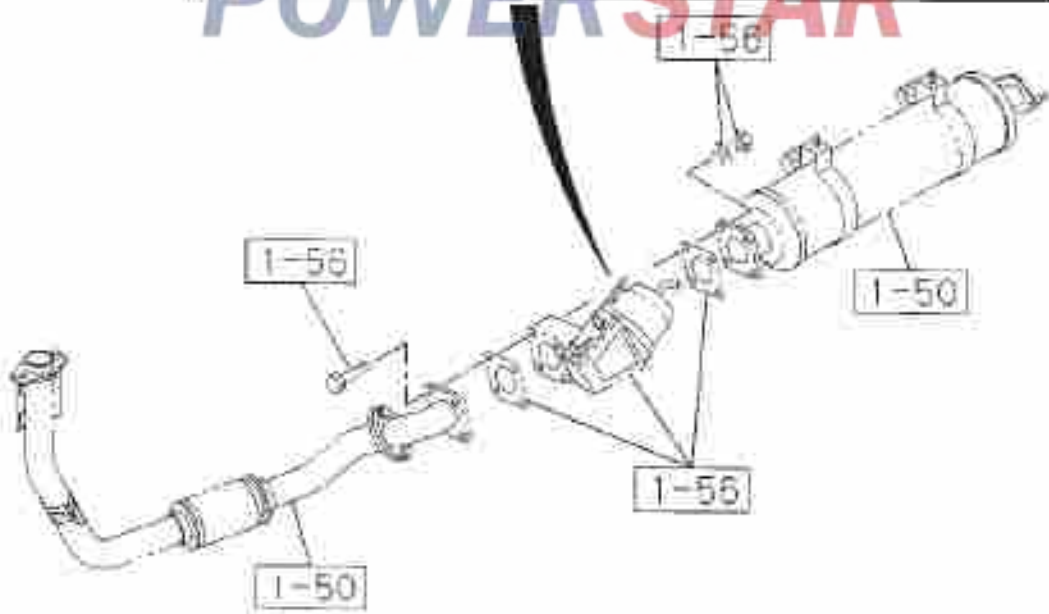
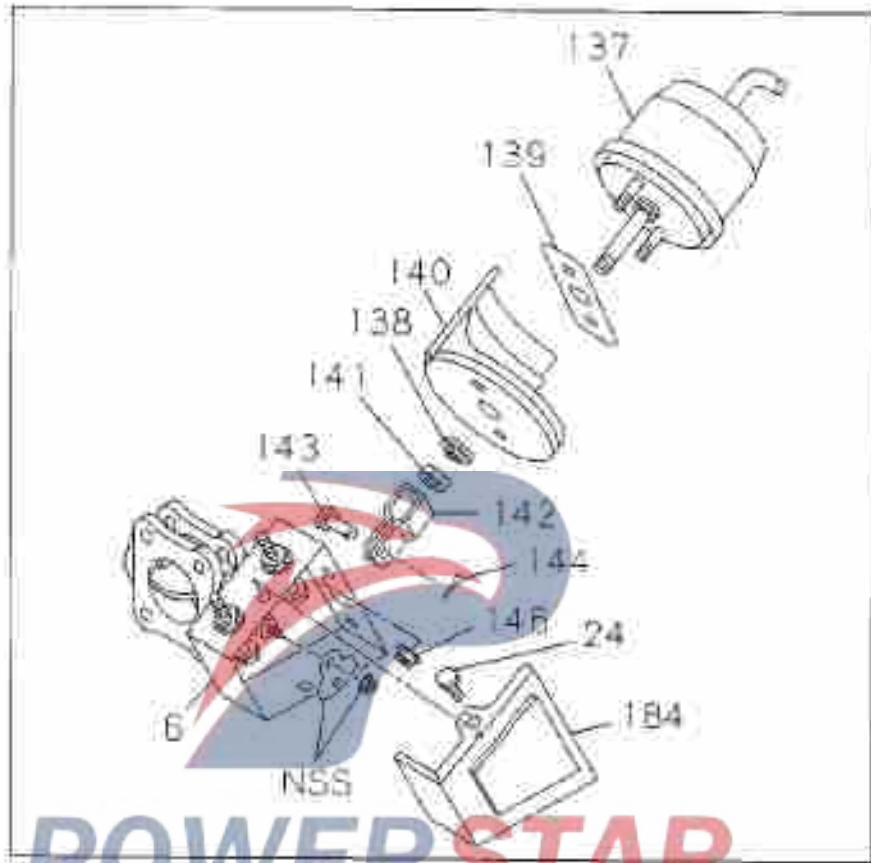
Exhaust pipes and silencer						1-50
						Figure No.
S/N	Recommended specification / name of part					
	Isuzu figure No.	QingLing figure No.	Left/Right	Qty.	Applicable models / applicable status / notes	
					A	Wheelbase 2765mm
B					Wheelbase 3360mm	
C	Wheelbase 3815mm					
168	--- Bracket - intake pipe to engine					
	8970843462	1203221-25		01	A B C	(D)
310	--- Casing					
	9221512170	1201253-10		01	A B C	Length = 37.5
357	--- Flat washer- fastening the hoop and suspension arm					
	9091646080	Q40108		01	A B C	Inside diameter =8
385	--- Mounting support assembly					
	8972600941	1201240-850		01	A B C	
514	--- Nut - hoop					
	9091104080	Q340B08		01	A B C	M8
515	--- Combination bolt- hoop					
	0500408450	Q1420845		01	A B C	M8× 45
532	--- Flange nuts – bracket fixation					
	0911501080	Q32008		02	A B C	(A) M8

1-50		Exhaust pipes and silencer					
Figure No.		Recommended specification / name of part					
S/N	Isuzu figure No.	QingLing figure No.	Left/Right	Qty.	Applicable models / applicable status / notes		
					A	B	C
542	--- Bracket with hoop assembly						
	8972600210	1201220-850		01	A	B	C
							

Exhaust brake valve body and control chamber

1-55

Figure No.




1-55		Exhaust brake valve body and control chamber			
Figure No.		Recommended specification / name of part			
S/N	Isuzu figure No.	QingLing figure No.	Left/Right	Qty	Applicable models / applicable status / notes
					A Single cab (cab) B Crew cab(cab)
6	--- Exhaust brake valve body				
	8971773090			01	A B
24	--- Bolt - cover				
	8970650290			02	A B
137	--- Control chamber				
	8971733270			01	A B
138	--- Supporting seat - exhaust brake valve				
	8943114460			01	A B
139	--- Gasket -exhaust brake valve				
	8943282340			01	A B
140	--- Heat shield - exhaust brake valve				
	8970938540			01	A B
141	--- Nut - U-clamp				
	9885100090			01	A B
142	---U clamp - exhaust brake valve				
	8971773110			01	A B
143	--- Pin- exhaust brake valve				
	8943114520			01	A B
144	--- Split pin- exhaust brake valve				
	8970294280			01	A B

Exhaust brake valve body and control chamber

1-55

Figure No.

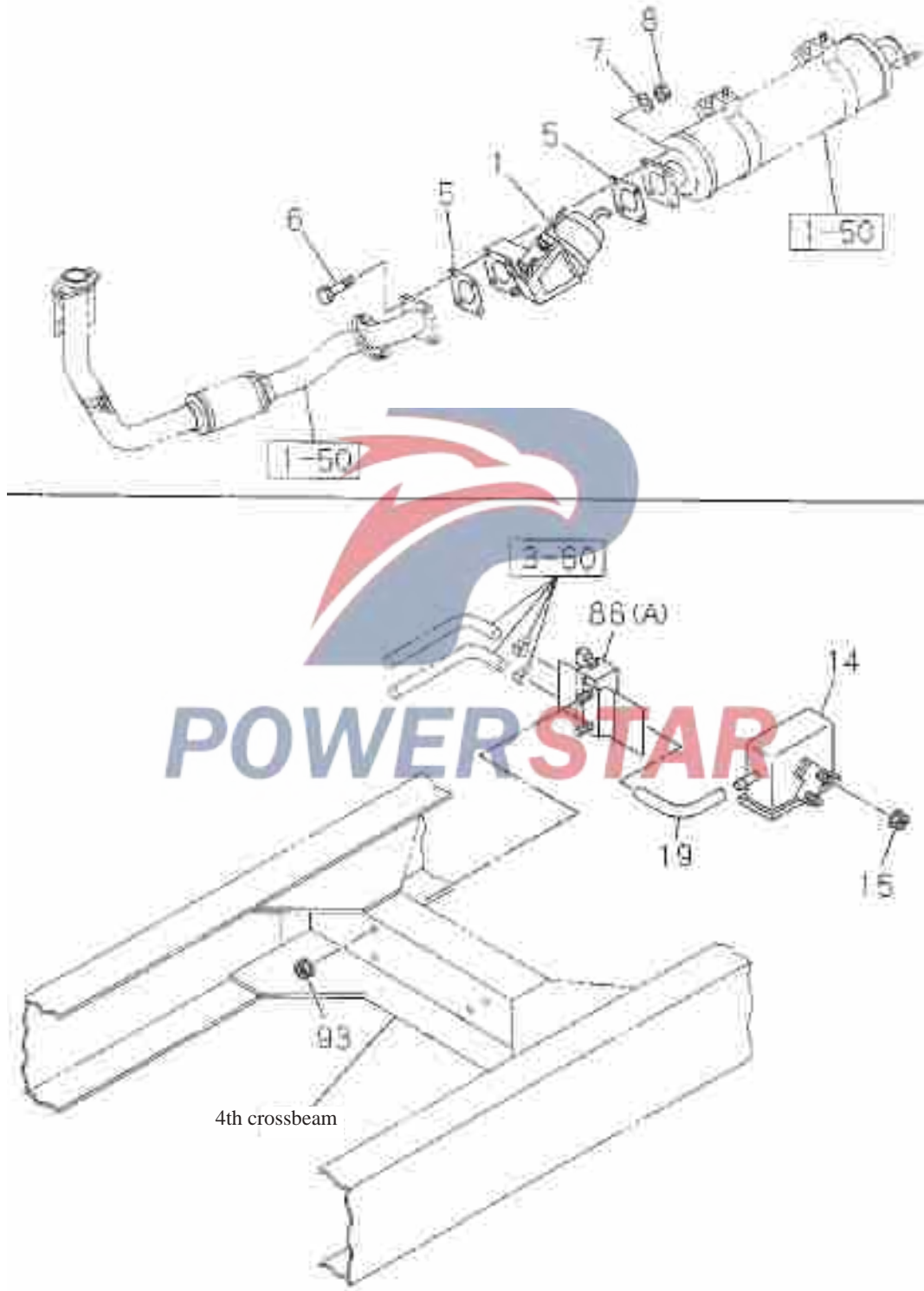
S/N	Recommended specification / name of part				
	Isuzu figure No.	QingLing figure No.	Left/Right	Qty.	Applicable models / applicable status / notes
					A Single cab (cab) B Crew-cab(cab)
146	---Nut - exhaust brake valve				
	0911501080			02	A B
184	--- Cover - exhaust brake valve				
	8973114470			01	A B



1-56

Exhaust brake system

Figure No.




Exhaust brake system

1-56

Figure No.

S/N	Recommended specification / name of part				
	Isuzu figure No.	QingLing figure No.	Left/Right	Qty.	Applicable models / applicable status / notes
					A Single cab (cab) B Crew cab(cab)
1	--- Exhaust brake valve assembly				
	8971023723	3506725-803		01	A B
5	--- Gasket - exhaust brake valve assembly				
	8943283540			02	A B
6	--- Bolt - installation of exhaust brake				
	0108058700	Q150B0870		04	A B M8× 70
7	--- Cone elastic washer- exhaust brake valve to exhaust pipe				
	5095000120	Q41908		04	A B Thickness =1.9
8	--- Nut - exhaust brake valve to exhaust pipe				
	9091104080	Q340B08		04	A B M8
14	--- Filter - exhaust brake				
	8970338880			01	A B
15	--- Flange nut - filter				
	0911501080	Q32008		02	A B M8
19	--- Hose - exhaust brake				
	0082581800	3506515-803		01	A B Length = 180

1-56		Exhaust brake system				
Figure No.						
S/N	Recommended specification / name of part					
	Isuzu figure No.	QingLing figure No.	Left/Right	Qty.	Applicable models / applicable status / notes	
					A Single cab (cab) B Crew cab(cab)	
86	--- Exhaust brake vacuum valve					
	8971618011			01	A B (A)	
93	--- Flange nut - vacuum valve to rear support of cab					
	0911501080	Q32008		02	A B M8	

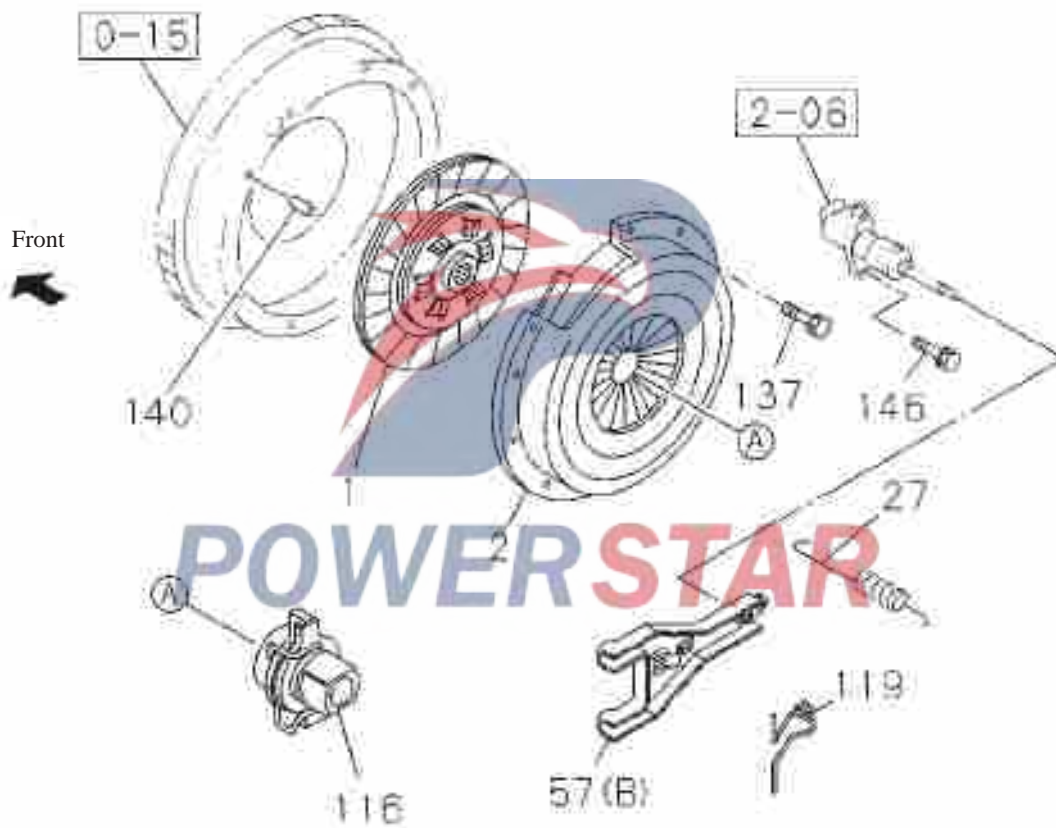




2-01

clutch

Figure No.



clutch						2-01
						Figure No.
S/N	Recommended specification / name of part					
	Isuzu figure No.	QingLing figure No.	Left/Right	Qty.	Applicable models / applicable status / notes	
					A	B
					A Single cab (cab)	B Crew cab(cab)
1	--- Friction plate assembly					
	8972571240	1601060-25		01	A	B
2	--- Pressure plate assembly					
		1601040-850		01	A	B
27	--- Return spring - clutch slave pump assembly					
	8971843580	1602123-803		01	A	B
57	--- Shifting yoke assembly					
	8970337010	1602090-803		01	A	B
						(B)
116	--- Release bearing assembly					
	8973166020	1602080-803		01	A	B
119	--- Elastic clamp- shifting yoke					
	5313490040			01	A	B
137	--- Flange bolts - connect friction plate and pressure plate to the flywheel					
	0280808160	Q1840816		06	A	B
						M8× 16
140	--- Location pin-clutch and flywheel					
	9098785320	1602124-803		02	A	B
						Outer diameter =6 Length=24

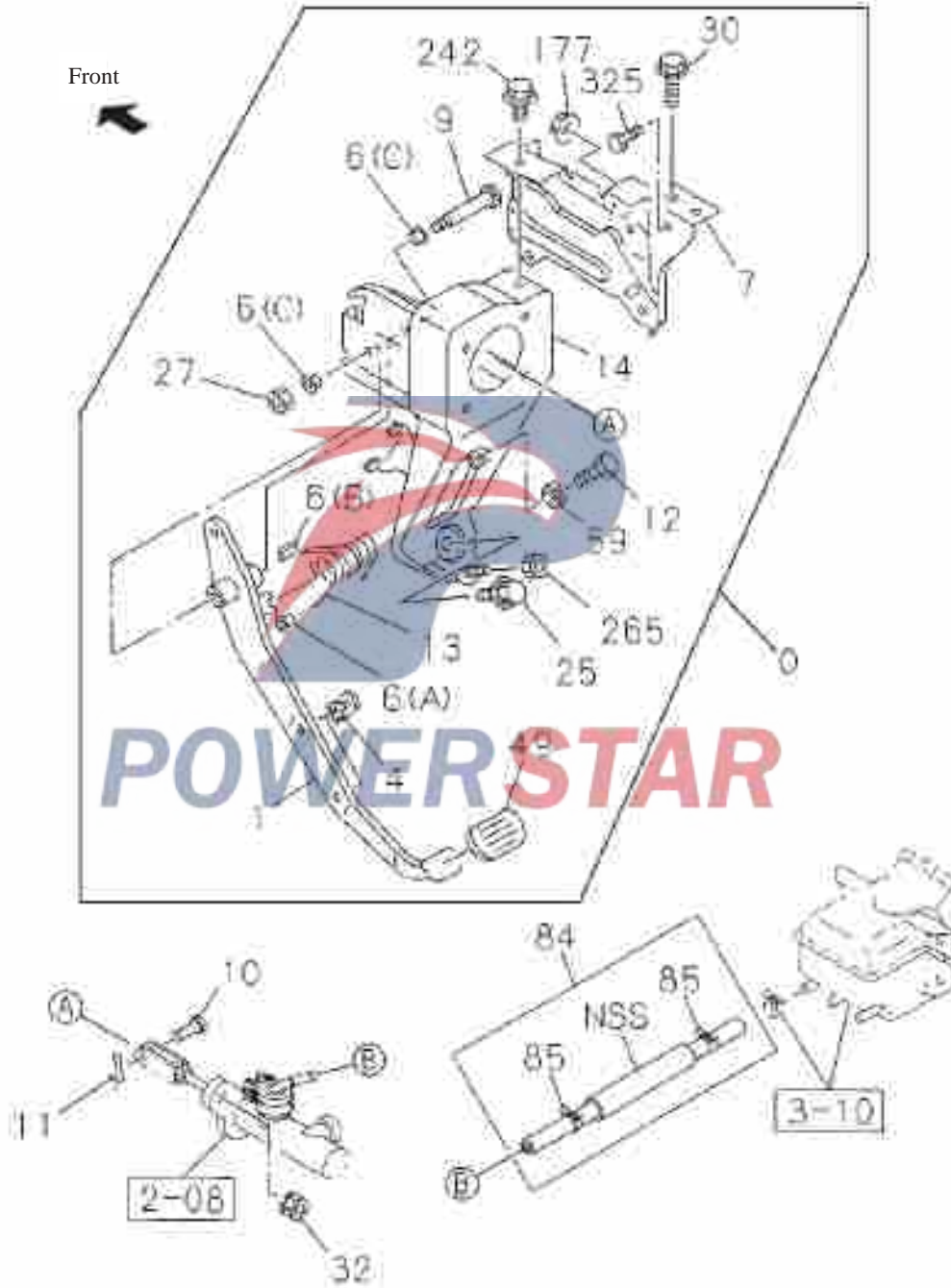
2-01		clutch			
Figure No.					
S/N	Recommended specification / name of part				
	Isuzu figure No.	QingLing figure No.	Left/Right	Qty.	Applicable models / applicable status / notes
					A Single cab (cab)
					B Crew cab(cab)
146	--- Flange bolts - clutch slave pump to clutch housing				
	0286808300	Q1840830		02	A B M8× 30



Clutch pedal and control mechanism

2-03

Figure No.



2-03		Clutch pedal and control mechanism			
Figure No.					
S/N	Recommended specification / name of part				
	Isuzu figure No.	QingLing figure No.	Left/Right	Qty.	Applicable models / applicable status / notes
					A Single cab (cab) B Crew cab(cab)
0	--- Clutch pedal and bracket assembly				
	8978989714			01	A B
1	--- Clutch pedal				
	8978532192			01	A B
4	--- Stop block - clutch pedal				
	8978535341			02	A B
6	--- Shaft sleeve- clutch pedal				
	8942385960			02	A B
					(C)
	8978536190			02	A B
					(A)
	8978536200			01	A B
					(B)
7	--- Bracket - clutch pedal				
	8978563072			01	A B
9	--- Shaft pin- clutch pedal				
	8978666670			01	A B
10	--- Connecting pin				
	8944102760			01	A B
11	--- Split pin				
	8942799120			01	A B

Clutch pedal and control mechanism

2-03

Figure No.

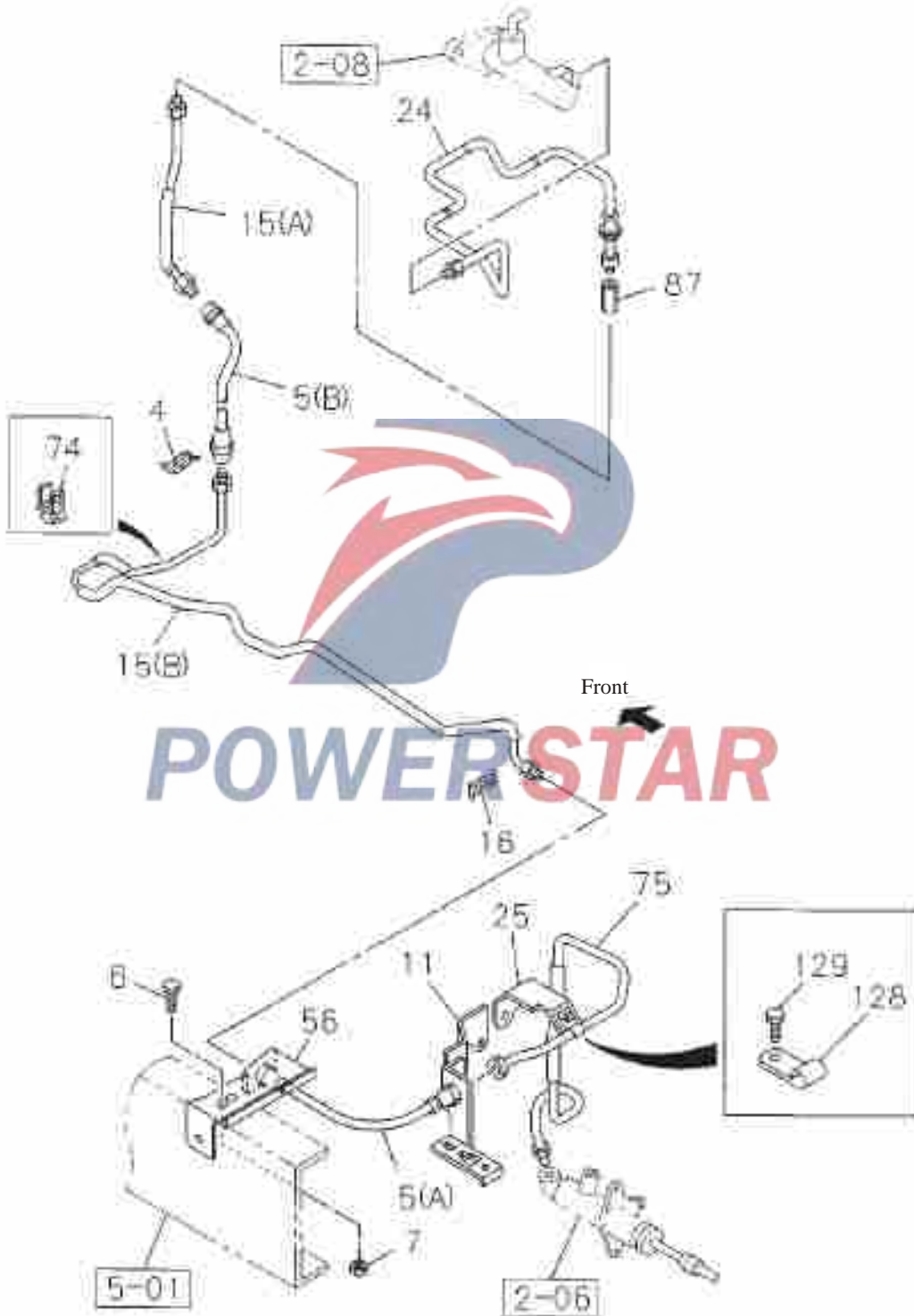
S/N	Recommended specification / name of part				
	Isuzu figure No.	QingLing figure No.	Left/Right	Qty.	Applicable models / applicable status / notes
					A Single cab (cab) B Crew cab(cab)
12	--- Bolt - adjustment of clutch pedal				
	0208010350	Q151C1035		01	A B M10× 35
13	--- Booster spring - clutch pedal				
	8978532211			01	A B
14	--- Bracket assembly - installation of clutch pedal				
	8978928512			01	A B
25	--- Bolt				
	8973131880	3504123-803		01	A B M10× 22
27	--- Nut - axle pin				
	1094400220			01	A B M10
30	--- Flange bolts - clutch pedal support				
	0286910250	Q1841025T		01	A B M10× 25
32	--- Nut - clutch master cylinder				
	8942790500	3504121-803		02	A B M8
49	--- Rubber gasket - clutch pedal				
	8978534132			01	A B

2-03		Clutch pedal and control mechanism				
Figure No.		Recommended specification / name of part				
S/N	Isuzu figure No.	QingLing figure No.	Left/Right	Qty.	Applicable models / applicable status / notes	
					A	B
					A	Single cab (cab)
					B	Crew cab(cab)
59	--- Nut - stop bolt					
	9091104100	Q341C10		01	A B	M10
84	--- Hose assembly					
	8971350210			01	A B	
85	--- Pipe clamp- hose					
	8971304800			02	A B	
177	--- Nut - Bracket					
	8942790500	3504121-803		02	A B	M8
242	--- Bolt - clutch bracket					
	0284808160			02	A B	M8× 16
265	---Nut					
	8970461270	3504122-803		01	A B	M8
325	---Flange bolts - Bracket installation					
	0286808200	Q1840820		01	A B	M8× 20

Clutch oil pipe

2-05

Figure No.



2-05		Clutch oil pipe			
Figure No.					
S/N	Recommended specification / name of part				
	Isuzu figure No.	QingLing figure No.	Left/Right	Qty.	Applicable models / applicable status / notes
A Single cab (cab)					
					B Crew cab(cab)
4	--- Elastic clamp – fixation of clutch hose				
	8941670060	1602122-803		02	A B
5	--- Clutch hose assembly				
	8943745521	1602030-803		01	A B Clutch hose assembly- to slave cylinder
	8942487022			01	A B Clutch hose assembly- to five-way pipe
6	--- Flange bolts - Bracket installation				
	0286808200	Q1840820		01	A B
					M8× 20
7	--- Flange nuts - bracket installation				
	0911501080	Q32008		01	A B
					M8
11	--- Bracket - clutch hose				
	8970919290	1602020-803		01	A B
15	--- Clutch oil pipe assembly				
	8971226370	1607020-25	Left	01	A B
					(B)
	8973284810	1607010-10		01	A B Clutch oil pipe assembly - to cab
					(A)

Clutch oil pipe

2-05

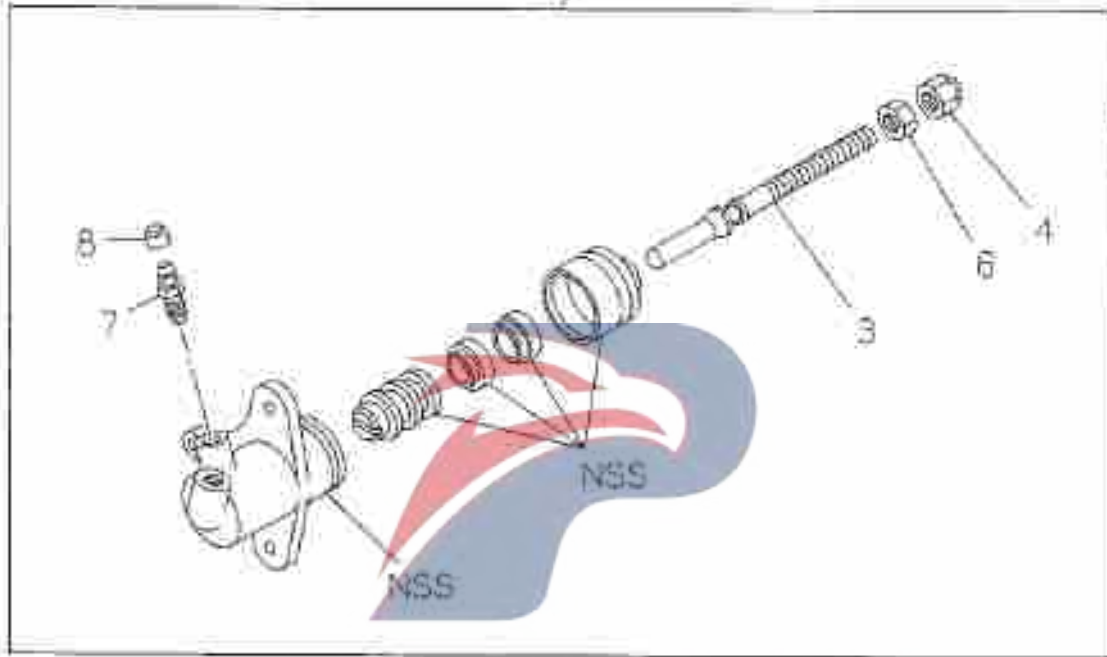
Figure No.

S/N	Recommended specification / name of part				
	Isuzu figure No.	QingLing figure No.	Left/Right	Qty.	Applicable models / applicable status / notes
					A Single cab (cab) B Crew cab(cab)
16	--- Elastic clamp – fixation of clutch hose				
	8941670060			01	A B
24	--- Clutch oil pipe assembly- to interior				
	8970943432	1607410-10		01	A B
25	--- Bracket - clutch oil pipe				
	8970132111	1602010-803		01	A B
56	--- Bracket - clutch hose				
	8970902990	1602015-803		01	A B
74	--- Clip				
	8944868080	1602121-803	Left	02	A B Height = 28.5
75	--- Clutch oil pipe assembly				
	8970637562	1607030-25		01	A B
87	--- Two-way coupling				
	9992270060			01	A B
128	--- Single tube clamping piece				
	9095246220	3724561-803		02	A B Inside diameter =7
129	--- Flange bolts				
	0280806120	Q1840612		02	A B M6× 12

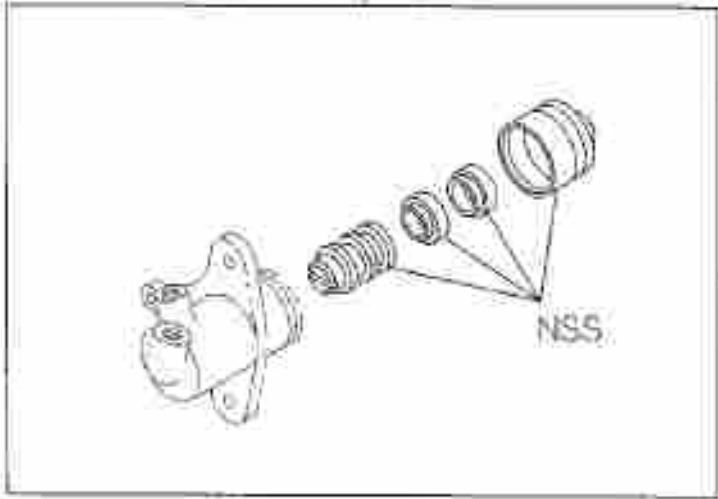
2-06

Clutch slave cylinder

Figure No.



POWERSTAR



Clutch slave cylinder

2-06

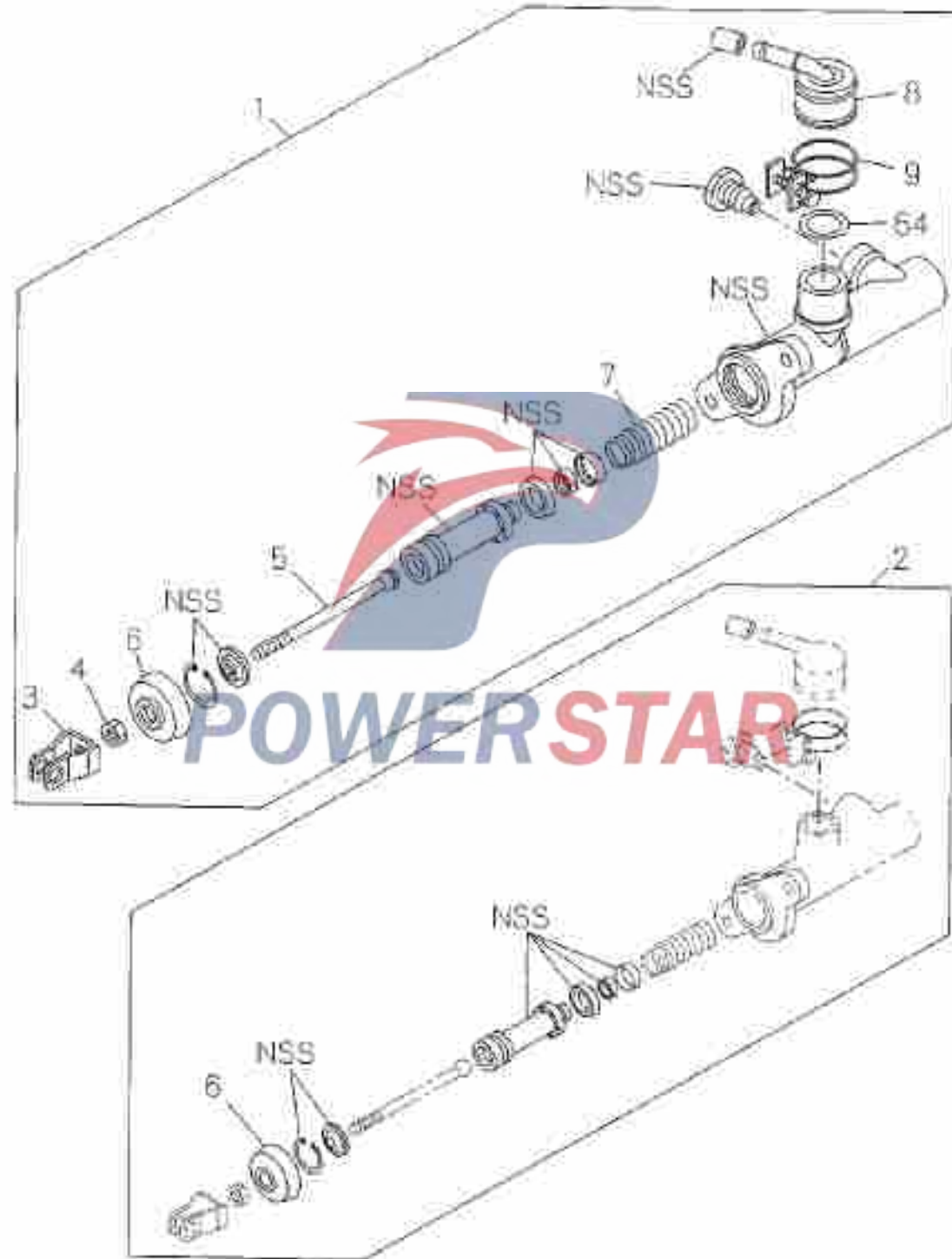
Figure No.

S/N	Recommended specification / name of part				
	Isuzu figure No.	QingLing figure No.	Left/Right	Qty.	Applicable models / applicable status / notes
					A Single cab (cab) B Crew cab(cab)
1	--- Clutch wheel pump assembly				
	8972120150	1602050-803		01	A B
2	--- Repair kit- clutch slave cylinder				
	5878317310			01	A B
3	--- Push rod -clutch slave cylinder				
	8972120190			01	A B
4	--- Adjusting nut- clutch slave cylinder				
	8972120200			01	A B
6	--- Locking nut- push rod				
	9091114080			01	A B M8
7	--- Exhaust screw plug- clutch slave cylinder				
	8971883290			01	A B
8	--- Dust cap- exhaust screw plug				
	8971883300			01	A B

2-08

Clutch master cylinder

Figure No.



Clutch master cylinder

2-08

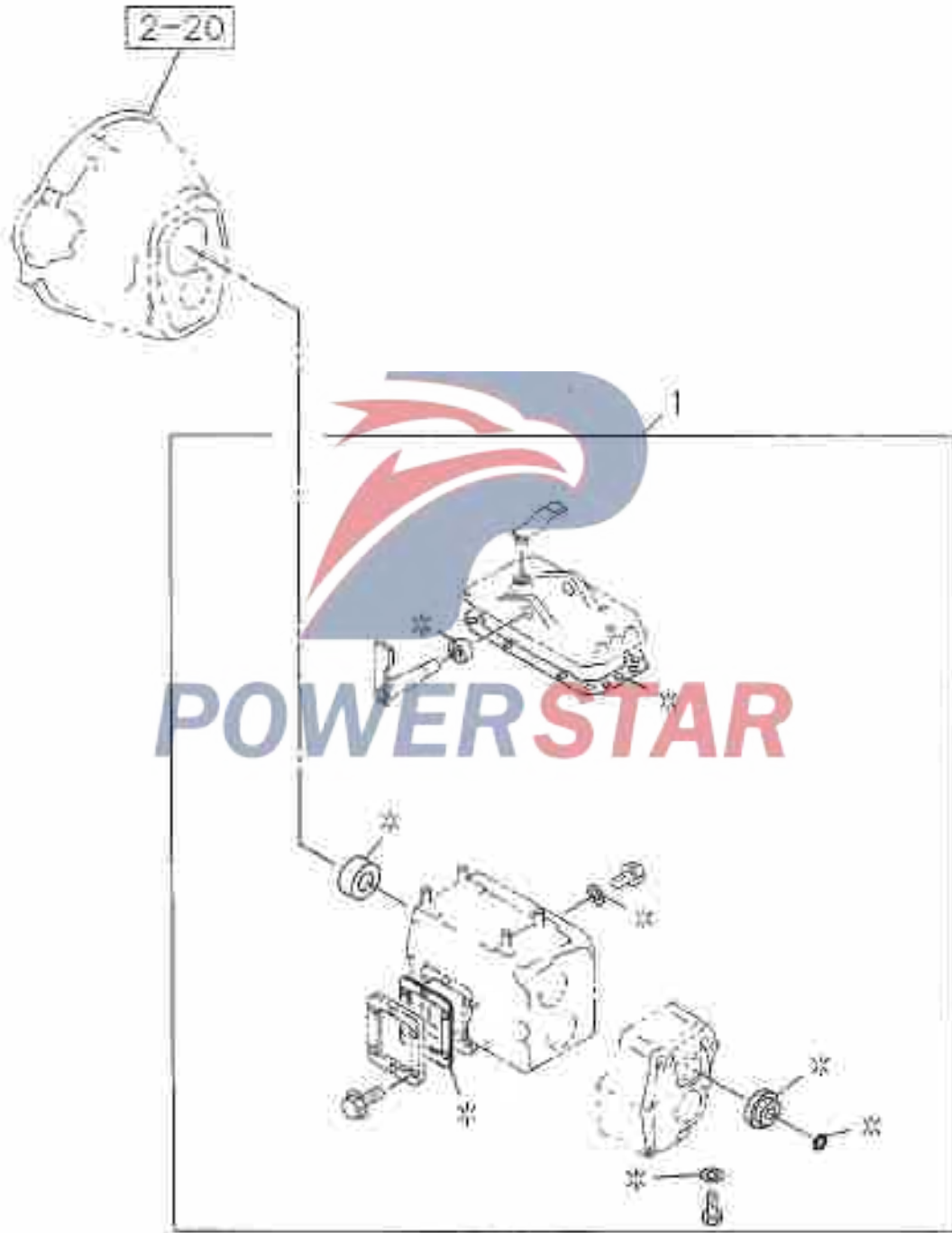
Figure No.

S/N	Recommended specification / name of part				
	Isuzu figure No.	QingLing figure No.	Left/Right	Qty.	Applicable models / applicable status / notes
					A Single cab (cab) B Crew cab(cab)
1	--- Clutch master cylinder				
	8971674060			01	A B
2	--- Repair kit- clutch master cylinder				
	5878315970			01	A B
3	--- Coupling yoke- clutch master cylinder				
	8971677700			01	A B
4	--- Nut - coupling yoke				
	9091114080			01	A B
					M8
5	--- Push rod - coupling yoke				
	8971677680			01	A B
6	--- Rubber dust cover - clutch master cylinder				
	8944122000			01	A B
7	--- Spring-clutch master cylinder				
	8971677800			01	A B
8	--- Pipe coupling- clutch master cylinder				
	8971677660			01	A B
9	--- Double wire hoop- clutch master cylinder				
	8971677730			01	A B
64	--- Seal ring - pipe joint				
	8971677670			01	A B

2-10

Major repair kit of transmission

Figure No.



Major repair kit of transmission

2-10

Figure No.

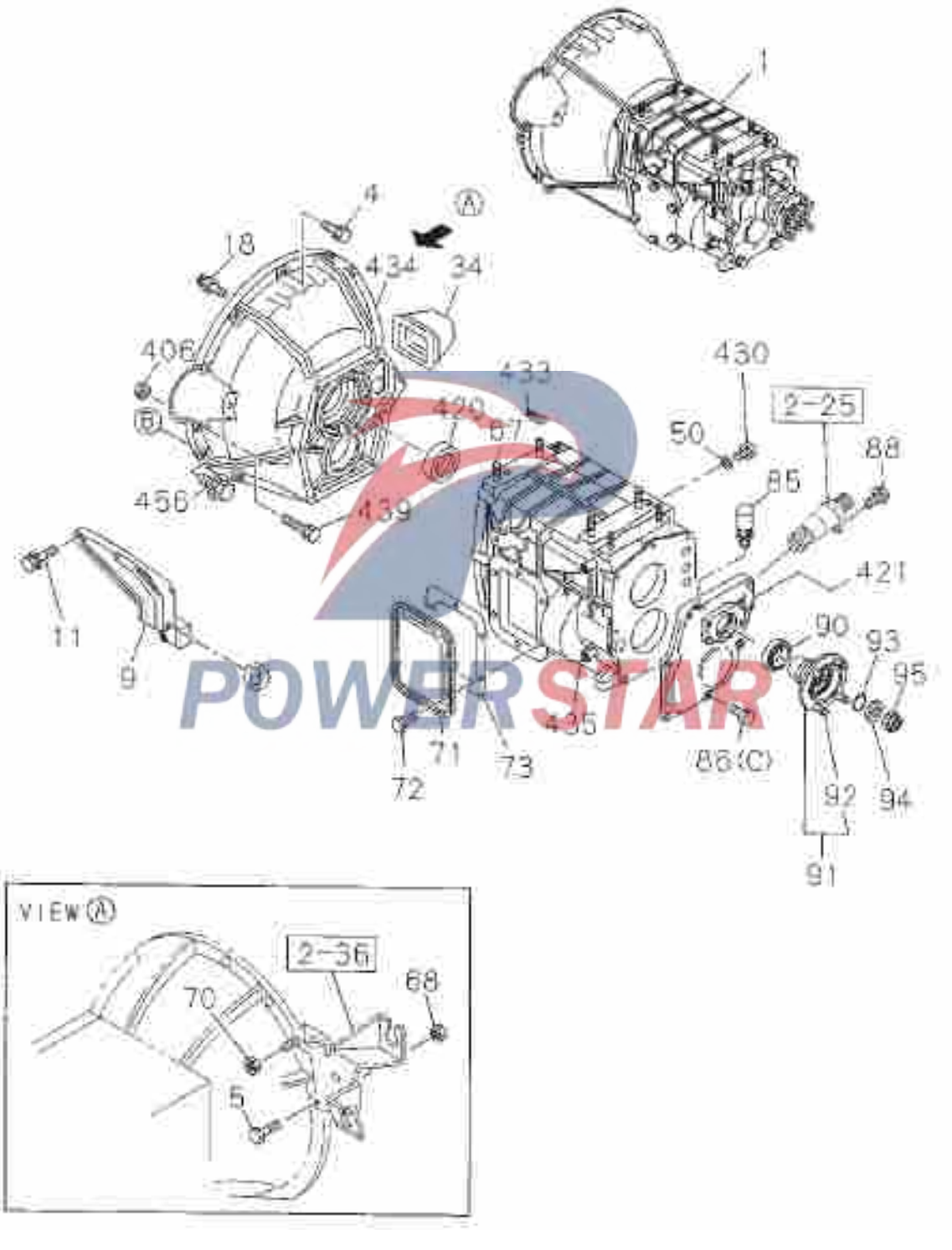
S/N	Recommended specification / name of part				
	Isuzu figure No.	QingLing figure No.	Left/Right	Qty.	Applicable models / applicable status / notes
					A Single cab (cab) B Crew cab(cab)
1	--- Repair kit- major repair of transmission				
	5878319820			01	A B



2-20

Transmission assembly and housing

Figure No.



Transmission assembly and housing

2-20

Figure No.

S/N	Recommended specification / name of part				
	Isuzu figure No.	QingLing figure No.	Left/Right	Qty.	Applicable models / applicable status / notes
					A Single cab (cab) B Crew cab(cab)
1	--- Transmission assembly				
	1701010-850			01	A B
4	--- Flange bolts - clutch housing and engine				
	0280810350	Q1841035		03	A B M10× 35
	0280810400	Q1841040		01	A B M10× 40
5	--- Flange bolts - clutch housing and rear plate of engine				
	0280810350	Q1841035		01	A B M10× 35
9	--- Reinforcing plate				
	8970741083	1701411-15	Left	01	A B Left reinforcing plate
	8970843902	1701421-15	Right	01	A B Right reinforcing plate
11	--- Flange bolts - pressure strip of sound insulating pad				
	0280808120	Q1840812		02	A B M8× 12
18	--- Supporting nail -shifting yoke				
	8972254691	1701451-15		01	A B
34	--- Dust cover				
	8970348800	1701452-15		01	A B

2-20		Transmission assembly and housing					
Figure No.		Recommended specification / name of part					
S/N	Isuzu figure No.	QingLing figure No.	Left/Right	Qty	Applicable models / applicable status / notes		
					A	B	
				A Single cab (cab)		B Crew cab(cab)	
50	--- Seal ring of oil drain plug						
	8943365110			01	A B	Including in the major repair kit of transmission Inside diameter =15.3	
67	--- Studs						
	9096310040	1700511-15		04	A B		
68	--- Flange nut- clutch housing and rear plate of engine						
	0911501100	Q32010		01	A B	M10	
70	--- Flange nuts - bracket						
	0911501100	Q32010		01	A B	M10	
71	--- Cover plate- side						
	9331416012	1701465-15		01	A B		
72	--- Bolt - side cover plate						
	8941287910	1700216-803		06	A B	M10× 12	
73	--- Sealing gasket- side cover plate						
	9331426010	1700546-15		01	A B	Including in the major repair kit of transmission	
85	--- Breather plug- rear cover						
	8971659380	1700330-15		01	A B		

Transmission assembly and housing

2-20

Figure No.

S/N	Recommended specification / name of part				
	Isuzu figure No.	QingLing figure No.	Left/Right	Qty	Applicable models / applicable status / notes
					A Single cab (cab) B Crew cab(cab)
86	--- Bolt - rear cover				
	8941287860	1700212-803		07	A B (C) M8× 25
88	--- Screw - speedometer				
	8941287850	1700213-803		01	A B M8× 12
90	--- Oil seal of rear cover				
	8972572960	1700320-15		01	A B Including in the major repair kit of transmission
91	--- Coupling disc – drive shaft				
	8970113462	1701310-15		01	A B
92	--- Bolt - coupling disc assembly				
	8971096961	1701312-15		04	A B M10× 33
93	--- O-ring				
	8944215760	1700532-15		01	A B Including in the major repair kit of transmission
94	--- Washer				
	8942492400	1700215-803		01	A B
95	--- Lock nut				
	8970877500	1700214-803		01	A B M24

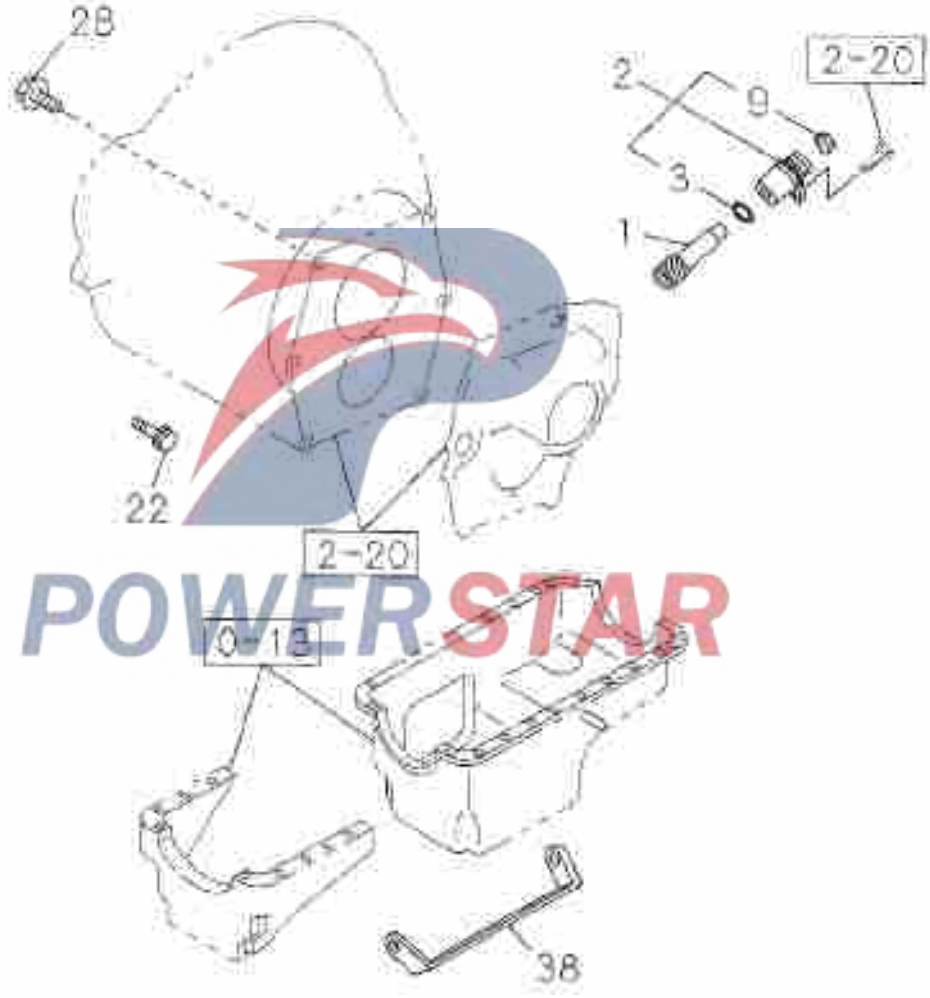
2-20		Transmission assembly and housing				
Figure No.		Recommended specification / name of part				
S/N	Isuzu figure No.	QingLing figure No.	Left/Right	Qty.	Applicable models / applicable status / notes	
					A	B
					A	Single cab (cab)
					B	Crew cab(cab)
406	--- Flange nuts – bracket fixation					
	0911501080	Q32008		01	A B	M8
420	--- Front oil seal- transmission					
	8943264410	1700310-15		01	A B	Including in the major repair kit of transmission
421	--- Rear cover					
	8971740870	1701511-10		01	A B	
430	--- Oil drain plug					
	8943365121			01	A B	
433	--- Transmission signboard					
		3903212-861		01	A B	
434	--- Clutch housing					
		1601211-850		01	A B	
435	--- Transmission housing					
	8973735640	1701055-10A		01	A B	
439	--- Flange bolts					
	0286808350	Q1840835		01	A B	M8× 35
456	--- Flange bolts - reinforcing plate and clutch					
	0280812350	Q1841235		04	A B	M12× 35

Gear of vehicle speed sensor

2-25

Figure No.

MSB

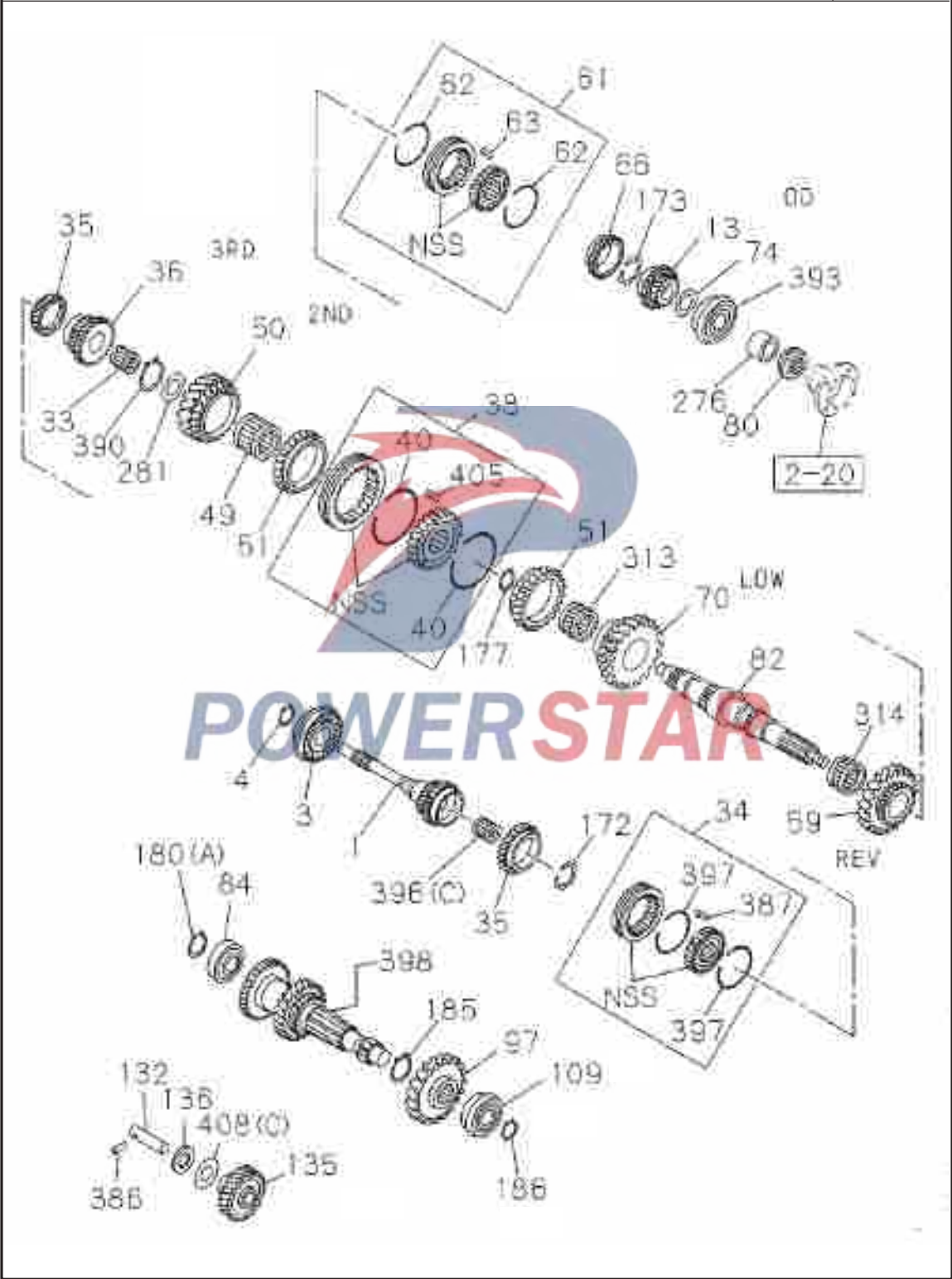


2-25		Gear of vehicle speed sensor					
Figure No.		Recommended specification / name of part					
S/N	Isuzu figure No.	QingLing figure No.	Left/Right	Qty	Applicable models / applicable status / notes		
					A	B	
				A Single cab (cab)		B Crew cab(cab)	
1	--- Worm gear of speedometer						
	8942490640			01	A B	Z=16	
2	--- Worm gear bushing						
	8970803621			01	A B	Z=16 mark "6"	
3	--- Washer - Bushing						
	9099208520			01	A B		
9	--- Sealing pad - worm gear						
	8970805070			01	A B		
22	--- Flange bolts - reinforcing plate and engine						
	0286810350	Q1841035		04	A B	M10× 35	
28	--- Bolt						
	8942492460	1700211-803		06	A B	M12× 35	
38	--- Pressure strip - rubber sound insulating pad						
	8970959371	1701415-15		01	A B		

Gear of transmission

2-26

Figure No.



2-26		Gear of trammission			
Figure No.		Recommended specification / name of part			
S/N	Isuzu figure No.	QingLing figure No.	Left/Right	Qty.	Applicable models / applicable status / notes
					A Single cab (cab) B Crew cab(cab)
1	--- 1st shaft assembly				
		1701060-850		01	A B Z=28
3	--- Bearing				
	8941787321	1701510-15		01	A B
4	--- Locking ring				
	9091800400	1700512-15		01	A B Inside diameter =37
13	--- 5th gear assembly				
		1701210-850		01	A B Z=24
33	--- Needle roller bearing- 3rd gear				
	8943171580	1701530-15		01	A B
34	--- 3rd and 4th gear synchronizer assembly				
	8970487452	1701080-10		01	A B
35	--- Locking ring-3/4 gear				
	8941287752	1700518-15		02	A B Z=36
36	--- 3rd gear				
		1701092-850		01	A B Z=31

Gear of trammission

2-26

Figure No.

S/N	Recommended specification / name of part				
	Isuzu figure No.	QingLing figure No.	Left/Right	Qty	Applicable models / applicable status / notes
					A Single cab (cab) B Crew cab(cab)
38	--- Gear I and II synchronizer assembly				
	8970487480	1701110-10		01	A B
40	--- Spring-1/2 gear				
	8970237080	1700525-15		02	A B
49	--- Needle roller bearing- 2nd gear				
	5098110140	1701540-15		01	A B
50	--- Second gear				
		1701101-850		01	A B
51	--- Locking ring-1/2 gear				
	8970746193	1700526-15		02	A B
59	---Reverse gear				
		1701205-850		01	A B
					Z=41
61	--- Reverse gear/gear V synchronizer assembly				
	8970487500	1701220-10		01	A B
62	--- Spring-reverse gear and gear V				
	8970237100	1700517-15		02	A B
63	--- Slider- reverse gear and gear V				
	9332636130	1700341-15		03	A B

2-26		Gear of trammission				
Figure No.		Recommended specification / name of part				
S/N	Isuzu figure No.	QingLing figure No.	Left/Right	Qty.	Applicable models / applicable status / notes	
					A	B
					A	Single cab (cab)
					B	Crew cab(cab)
66	--- Locking ring-reverse gear and gear 5th					
	8941287752	1700518-15		01	A B	Z=36
70	--- 1st gear					
		1701201-850		01	A B	Z=43
74	---Washer					
	9332716071	1700529-15		01	A B	
80	--- Driving gear of speedometer					
	8970113500	1701461-15		01	A B	Z=4
82	--- Second gear					
	8971776150	1701073-10A1		01	A B	Z=27-40-31-24
84	--- Ball bearing-intermediate shaft (front)					
	5098000621	1701570-15		01	A B	
97	--- 5th gear- intermediate shaft					
		1701253-850		01	A B	Z=55
109	--- Ball bearing-intermediate shaft					
	8970959130	1701560-15		01	A B	

Gear of transmission

2-26

Figure No.

S/N	Recommended specification / name of part				
	Isuzu figure No.	QingLing figure No.	Left/Right	Qty.	Applicable models / applicable status / notes
					A Single cab (cab) B Crew cab(cab)
132	--- Reverse idle gear shaft				
	9333516041	1701321-15		01	A B
135	--- Reverse idle gear assembly				
		1701270-850		01	A B
136	--- Gasket -reverse idle gear				
	8970815792	1700538-15		01	A B
172	--- Locking ring				
	8944024050	1700513-15		01	A B
					Thickness =1.75
	8944024060	1700514-15		01	A B
					Thickness =1.80
173	--- Locking ring				
	8941515220	1700519-15		01	A B
					Thickness =1.85
	8941515230	1700521-15		01	A B
					Thickness =1.90
	8941515240	1700522-15		01	A B
				Thickness =1.95	
	8941577470	1700523-15		01	A B
				Thickness =2.00	

2-26		Gear of trammission				
Figure No.		Recommended specification / name of part				
S/N	Isuzu figure No.	QingLing figure No.	Left/Right	Qty.	Applicable models / applicable status / notes	
					A	B
					A	Single cab (cab)
					B	Crew cab(cab)
177	--- Locking ring					
	8944024050	1700513-15		01	A B	Thickness =1.75
	8944024060	1700514-15		01	A B	Thickness =1.80
	8944024070	1700515-15		01	A B	Thickness =1.85
180	--- Locking ring - intermediate shaft					
	9091800350	1700534-15		01	A B	(A) Inside diameter =32.2
185	--- Locking ring - intermediate shaft					
	9091800450	1700533-15		01	A B	
186	--- Locking ring - intermediate shaft					
	9091800320	1700535-15		01	A B	Inside diameter =29.6
276	--- Gasket					
	9332356061	1700531-15		01	A B	
281	--- Washer					
	5332710070	1700524-15		01	A B	

Gear of trammission

2-26

Figure No.

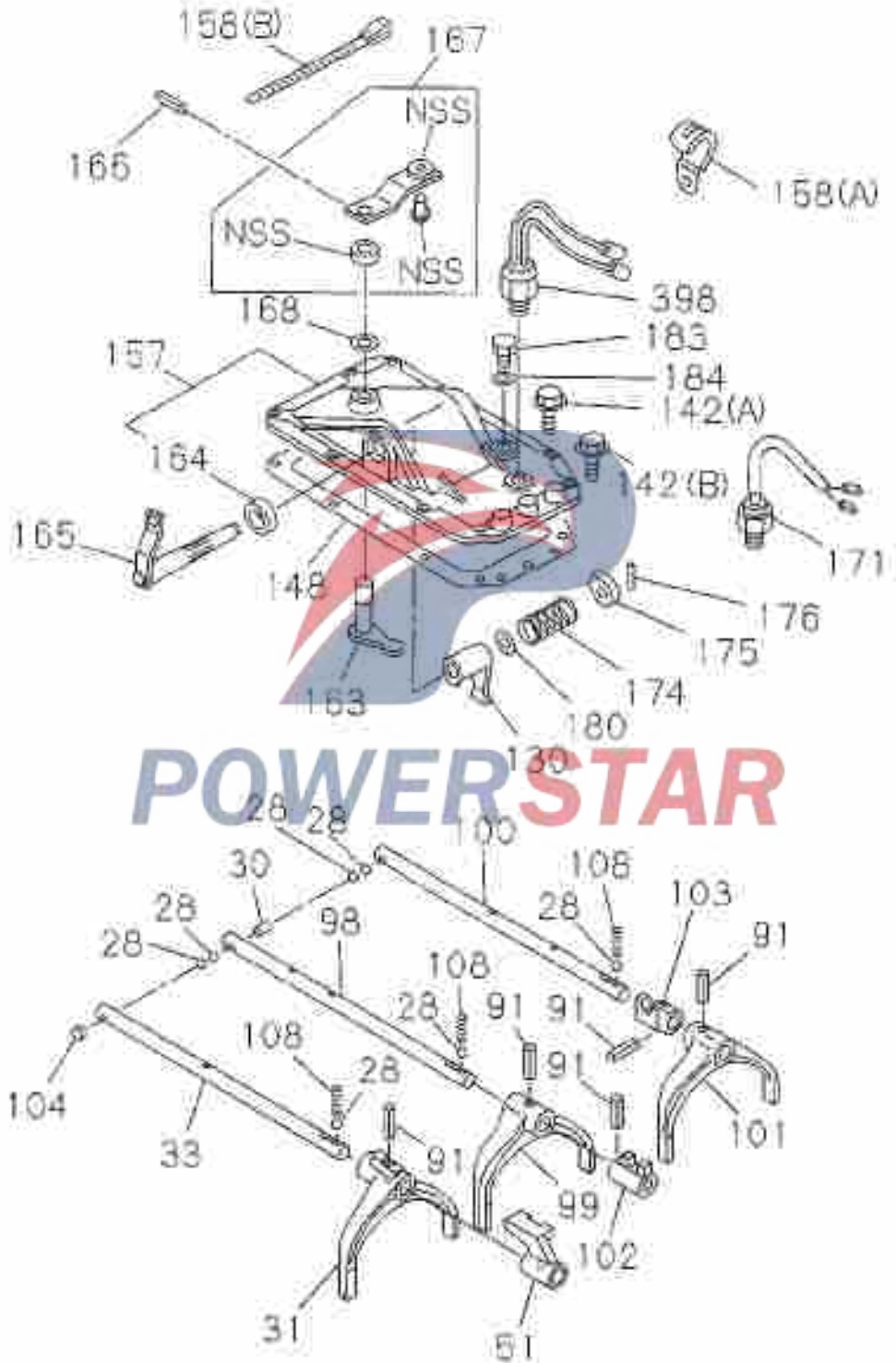
S/N	Recommended specification / name of part				
	Isuzu figure No.	QingLing figure No.	Left/Right	Qty	Applicable models / applicable status / notes
					A Single cab (cab) B Crew cab(cab)
313	--- 1st gear bearing				
	8970105470	1701550-15		01	A B
314	--- Reverse gear bearing				
	5098110140	1701540-15		01	A B
386	--- Pin- reverse idle gear				
	8941287940	1700537-15		01	A B
387	--- Slider- 3rd /4th gear				
	5332630010	1700516-15		03	A B
390	--- Locking ring				
	8941515200	1700527-15		01	A B Thickness =1.75
	8941515210	1700528-15		01	A B Thickness =1.80
	8941515220	1700519-15		01	A B Thickness =1.85
	8941515230	1700521-15		01	A B Thickness =1.90
393	--- Ball bearing				
	8970959130	1701560-15		01	A B

2-26		Gear of trammission					
Figure No.		Recommended specification / name of part					
S/N	Isuzu figure No.	QingLing figure No.	Left/Right	Qty.	Applicable models / applicable status / notes		
					A	B	
					A	Single cab (cab)	
					B	Crew cab(cab)	
396	--- Needle roller bearing- 1st gear						
	8971616580	1701520-15		01	A B	(C)	
397	--- Spring-3/4 gear						
	8970237100	1700517-15		02	A B		
398	--- Intermediate shaft						
		1701230-850		01	A B	Z=51-34-22-14	
405	--- Slider- 1st /2nd gear						
	5332630010	1700516-15		03	A B		
408	--- Spring-reverse idle gear						
	8970815770	1700539-15		01	A B	(C)	

Gear shift control mechanism

2-30

Figure No.



2-30		Gear shift control mechanism			
Figure No.		MSB transmission			
S/N	Recommended specification / name of part				
	Isuzu figure No.	QingLing figure No.	Left/Right	Qty	Applicable models / applicable status / notes
A Single cab (cab)					
					B Crew cab(cab)
28	--- Ball pin				
	9000970100			07	A B
30	--- Pin- internal lock				
	5335340010			01	A B
31	--- Shifting yoke assembly-gear 1st, 2nd				
	8970113651	1701331-15		01	A B
33	--- Shifting yoke lever-gear 1st, 2nd				
	8970113701	1701351-15		01	A B
51	--- Block -gear I,II				
	8970228372	1701341-15		01	A B
91	--- Spring pin- shifting yoke				
	8941357710			06	A B
					Length = 25
98	--- Shifting yoke lever-gear 3rd , 4th				
	8970113711	1701352-15		01	A B
99	--- Shifting yoke assembly-gear 3rd , 4th				
	8970113661	1701332-15		01	A B
100	--- Shifting yoke,lever-reverse gear and gear 5th				
	8943169230	1701353-15		01	A B
101	--- Shifting yoke assembly-reverse gear and gear 5th				
	8971075450	1701333-15		01	A B

Gear shift control mechanism						2-30
MSB transmission						Figure No.
S/N	Recommended specification / name of part					
	Isuzu figure No.	QingLing figure No.	Left/Right	Qty	Applicable models / applicable status / notes	
					A	B
					Single cab (cab)	Crew cab(cab)
102	--- Block - gear 3rd , 4th					
	8970175731	1701342-15		01	A B	
103	--- Block - reverse gear and gear 5th					
	8941357194	1701343-15		01	A B	
104	--- Screw plug-yoke lever					
	9092013160			01	A B	Outer diameter=16
108	--- Spring-ball pin					
	9097401140			03	A B	Outer diameter =6.8 Length=31.6
130	--- Moving rod					
	8941051412	1700381-15		01	A B	
142	--- Bolt - cover of gear shift control mechanism					
	8941287860	1700212-803		08	A B	(A) M8× 25
	8970297050	1700219-803		02	A B	(B) M8× 30
148	--- Sealing pad - cover of gear shift control mechanism					
	8942571620	1700411-15		01	A B	Including the sealing gasket package of transmission

2-30		Gear shift control mechanism			
Figure No.		MSB transmission			
S/N	Recommended specification / name of part				
	Isuzu figure No.	QingLing figure No.	Left/Right	Qty	Applicable models / applicable status / notes
					A Single cab (cab)
					B Crew cab(cab)
157	--- Cover of gear shift control mechanism				
	8943401470	1702051-15		01	A B
158	--- Cable clamp				
	5097002750	1700241-803		01	A B Clip
					(A) Inside diameter =8.5
	5097070311	3724551-803		01	A B Hoop band - wire harness
					(B) Length = 140
163	--- Internal selector rod				
	8941592681	1700361-15		01	A B
164	--- Oil seal- moving rod				
	8973040680	1700350-15		02	A B Including the sealing gasket package of transmission Outer diameter =27
165	--- Moving rod assembly				
	8970362210	1700390-15		01	A B
166	--- Spring pin- external selector rod				
	8941357710	1700541-15		01	A B
					Length = 25
167	--- External selector rod assembly				
	8970355601	1700370-15		01	A B

Gear shift control mechanism
MSB transmission

2-30

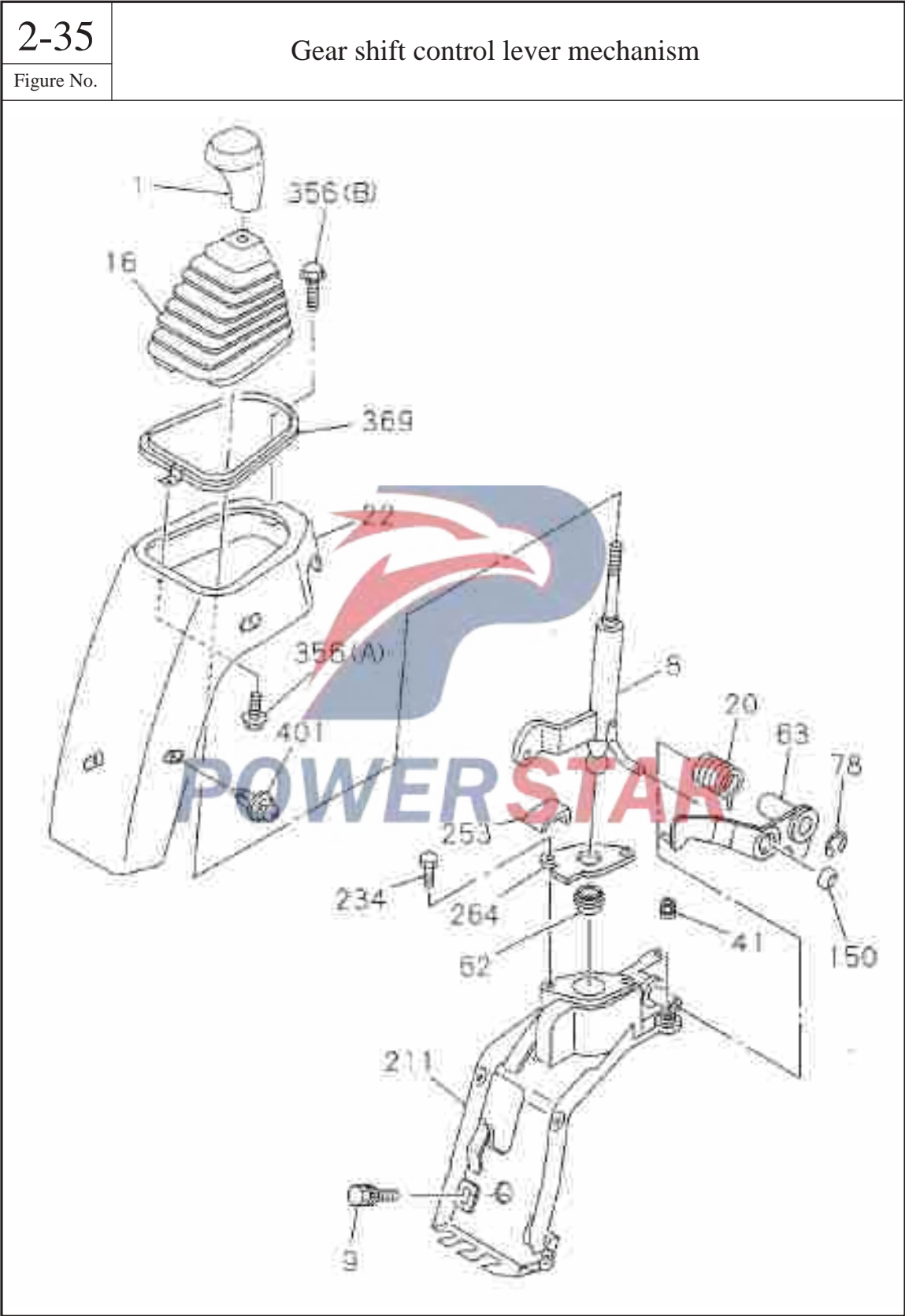
Figure No.

S/N	Recommended specification / name of part				
	Isuzu figure No.	QingLing figure No.	Left/Right	Qty	Applicable models / applicable status / notes
					A Single cab (cab) B Crew cab(cab)
168	--- Washer - external selector rod				
	8942492501	1700217-803		01	A B
171	--- Neutral switch				
	8971659461	1700230-803		01	A B
174	--- Spring				
	8970319270	1700547-15		01	A B
175	--- O-ring				
	8942490482	1700548-15		01	A B
176	--- Pin				
	9096785490			02	A B
180	--- Washer				
	8942492440	1700218-803		01	A B
183	--- Plug				
	8943379461			01	A B
					M18
184	--- O-shapd gasket				
	8943365110			01	A B
					Including the sealing gasket package of transmission Inside diameter =15.3
398	--- Reverse gear switch				
	8971659471	1700220-803		01	A B

2-35

Gear shift control lever mechanism

Figure No.



Gear shift control mechanism

2-35

Figure No.

S/N	Recommended specification / name of part				
	Isuzu figure No.	QingLing figure No.	Left/Right	Qty.	Applicable models / applicable status / notes
					A Single cab (cab) B Crew cab(cab)
1	--- Gear shift lever handle				
	8971962850			01	A B
8	--- Gear shift lever				
	8972045060			01	A B
9	--- Bolt - gear shift lever assembly				
	8944383241	8101232-803		02	A B M8× 28
16	--- Cover- gear shift lever				
	8970662871			01	A B
20	--- Spring-gear shift lever				
	8972045141			01	A B
22	--- Decorative cover				
	8978686761			01	A B
41	--- Nut - gear shift lever				
	8970461270	3504122-803		02	A B M8
62	--- Ball seat- gear shift lever				
	8970118951			01	A B
63	--- Cross rod- shift gear lever				
	8971431990			01	A B

2-35		Gear shift control mechanism			
Figure No.		Recommended specification / name of part			
S/N	Isuzu figure No.	QingLing figure No.	Left/Right	Qty.	Applicable models / applicable status / notes
					A Single cab (cab) B Crew cab(cab)
78	---	Circlip - gear shift lever			
	9091854100			01	A B Inside diameter =10
150	---	Locking ball- gear shift lever			
	8970491470			01	A B
211	---	Bracket - gear shift lever			
	8972045051			01	A B
234	---	Bolt - control lever bracket			
	8972045120			02	A B
253	---	Stop block - gear shift lever			
	8972045100			01	A B
264	---	Cover plate- ball seat			
	8972045110			01	A B
356	---	Screw - decorative cap			
	0741005140			01	A B (A) M5× 14
	8970948540			01	A B (B) M6× 12

Gear shift control mechanism

2-35

Figure No.

S/N	Recommended specification / name of part				
	Isuzu figure No.	QingLing figure No.	Left/Right	Qty.	Applicable models / applicable status / notes
369	--- Supporting seat				
	8970662881			01	A B
401	--- Clamp				
	8970985230			03	A B

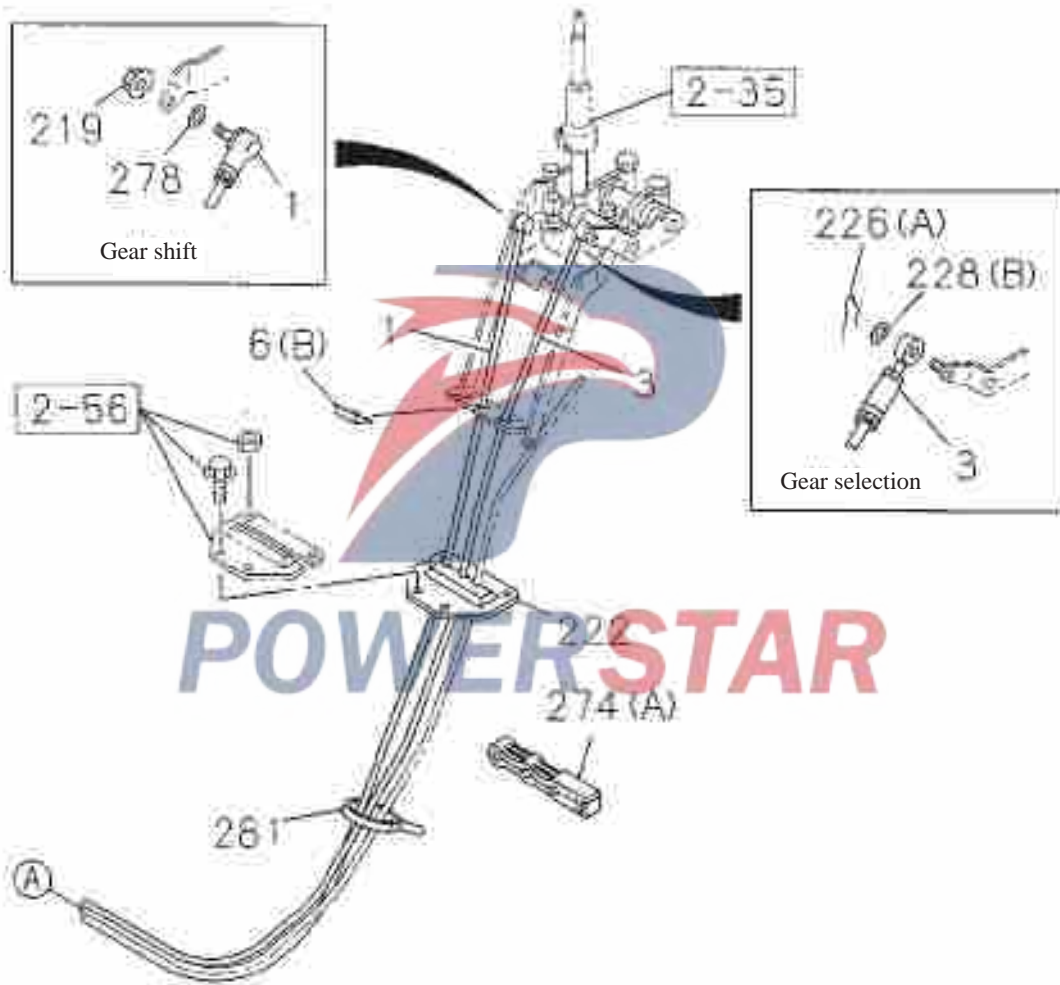


2-36

Cab side

Gear shift control cable

Figure No.

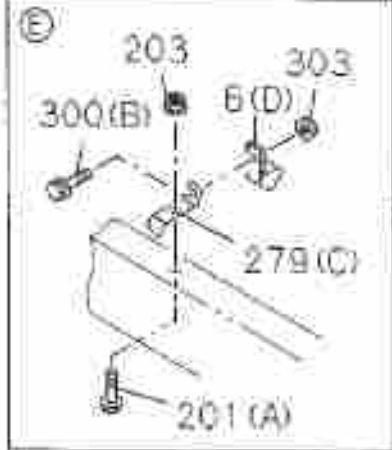
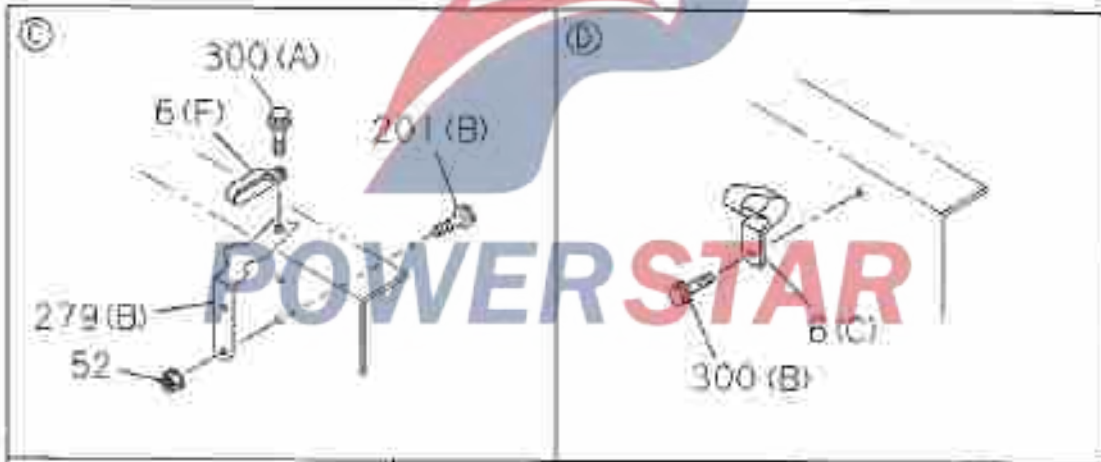
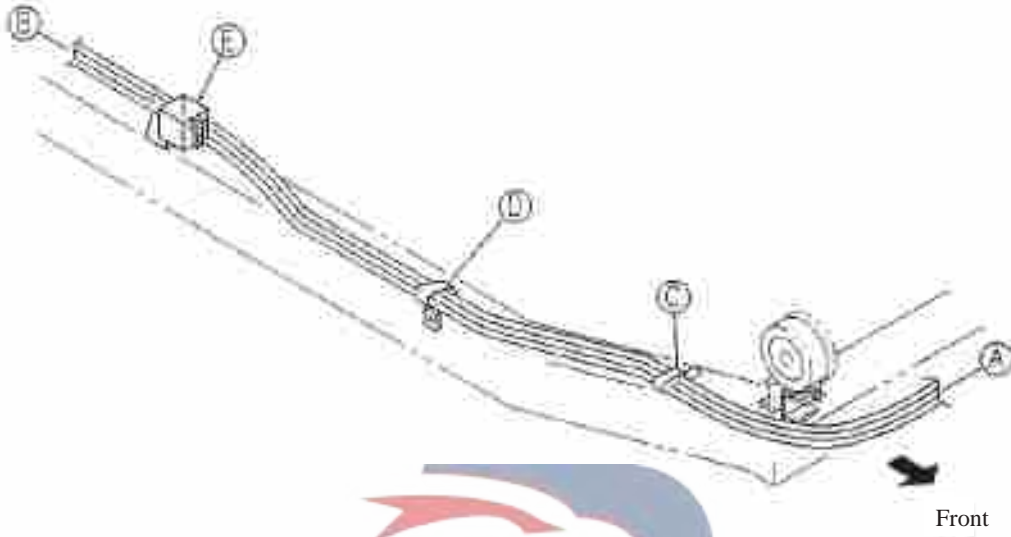


Car frame side

Gear shift control cable

2-36

Figure No.

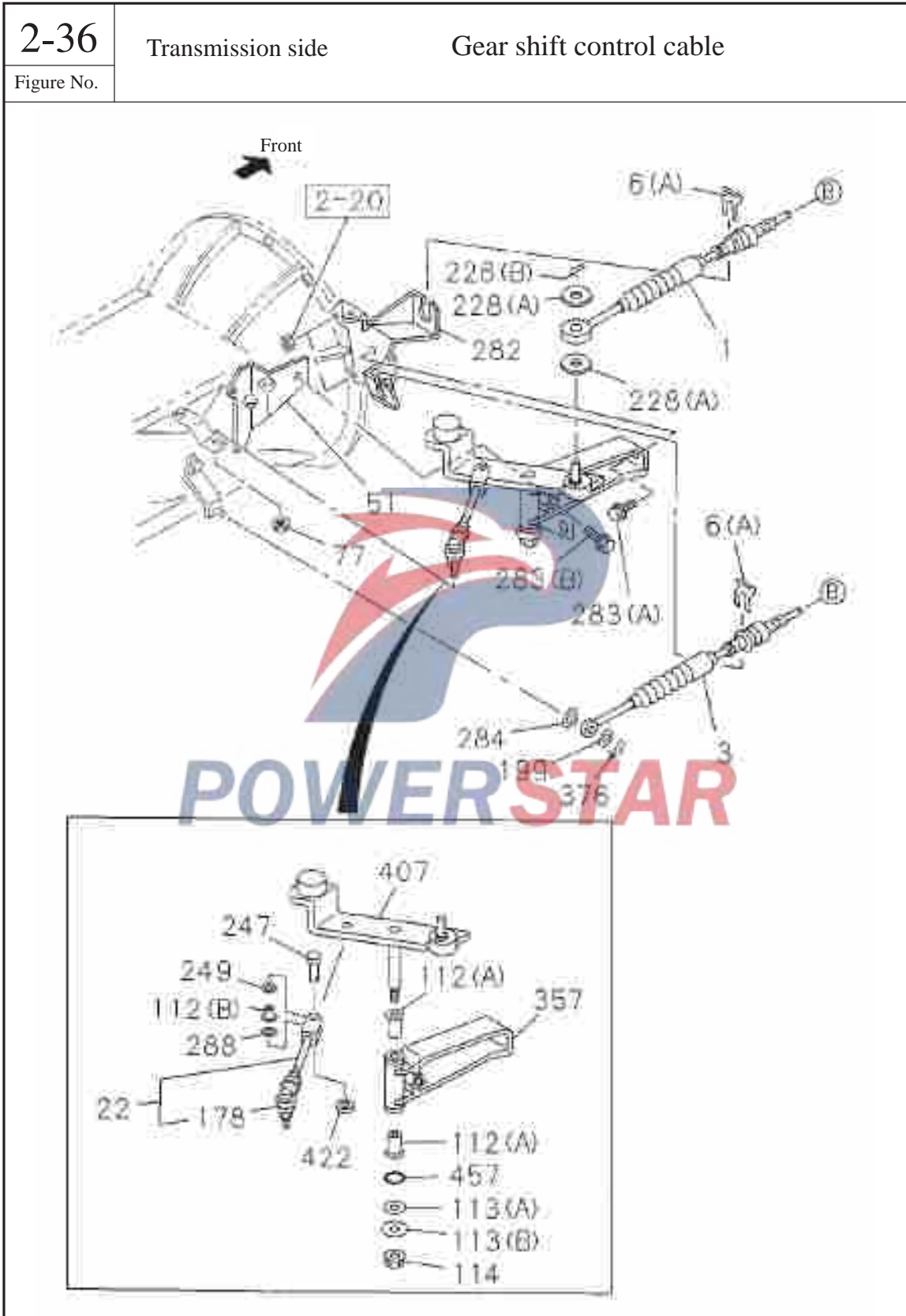


2-36

Transmission side

Gear shift control cable

Figure No.



Gear shift control cable						2-36
Transmission side						Figure No.
S/N	Recommended specification / name of part					
	Isuzu figure No.	QingLing figure No.	Left/Right	Qty	Applicable models / applicable status / notes	
					A	B
					A Single cab (cab)	B Crew cab(cab)
1	--- Cable assembly- gear shift					
	8970899864	1703030-803		01	A B	Length = 254
3	--- Cable assembly- gear selection					
	8970899873	1703060-803		01	A B	Length = 2684
6	--- Clip					
	8970363292	1703123-803		01	A B	Clip - cable to the car frame (C)
	8970363321	1703124-803		01	A B	Clip-cable to rear bracket (D)
	8972110110			02	A B	Elastic clamp- cable to support on gearbox side (A)
	8970114480			02	A B	Elastic clamp- the cable to support. (B)
	8971375890	1703122-803		01	A B	Clip - cable to the car frame (F)
22	--- Gear shift lever					
	8971342861			01	A B	
51	--- Bracket - transmission side					
	8970292860	1701471-15		01	A B	

2-36		Gear shift control cable			
Figure No.		Transmission side			
S/N	Recommended specification / name of part				
	Isuzu figure No.	QingLing figure No.	Left/Right	Qty	Applicable models / applicable status / notes
					A Single cab (cab)
					B Crew cab(cab)
52	--- Flange nuts - bracket installation				
	0911501100	Q32010		02	A B M10
77	--- Flange nuts				
	8943630450	Q32008		01	A B M8 Thickness =8.0
112	--- Bushing - rotating shaft				
	8971740570			02	A B (A)
	8970851570			01	A B (B)
113	--- Washer - cross rod for gear shift				
	9091606100			01	A B (A) Inside diameter =10 Thickness = 2.0
	9091647140			01	A B (B) Inside diameter =14 Outer diameter = 36
114	--- Flange nut- relay rod for gear shift				
	0911501100			01	A B M10
178	--- Ball head-gear shift lever				
	1097601181			01	A B Length = 45.5

Gear shift control cable					2-36
Transmission side					Figure No.
S/N	Recommended specification / name of part				
	Isuzu figure No.	QingLing figure No.	Left/Right	Qty.	Applicable models / applicable status / notes
					A Single cab (cab)
					B Crew cab(cab)
199	--- Small washer- cable to bracket				
	9091605080	Q40008		01	A B Inside diameter =8
201	---Flange nuts - bracket installation				
	0286808250	Q1840825		01	A B (A) M8× 25
	0286810250	2902142-803		02	A B (B) M10× 25
203	--- Flange nuts - bracket installation				
	0911501080	Q32008		01	A B M8
219	--- Flange nuts				
	8943630450	Q32008		01	A B M Thickness =8.0
222	--- Sealing pad - cable				
	8970898510			01	A B
226	--- Split pin				
	8941111370			01	A B Split pin- cable and selector rod (A)
	8941703780			01	A B Split pin - cable to relay bracket (B)

2-36		Gear shift control cable			
Figure No.		Transmission side			
S/N	Recommended specification / name of part				
	Isuzu figure No.	QingLing figure No.	Left/Right	Qty	Applicable models / applicable status / notes
					A Single cab (cab)
					B Crew cab(cab)
228	--- Washer				
	8971829750			02	A B Flat washer- cable to relay bracket (A)
	9091645080	Q40008		01	A B Small washer- cable and selector rod (B) Inside diameter =8
247	--- Pin- cross rod to pull rod				
	8973737280			01	A B
249	--- Rubber gasket- cross rod to pull rod				
	9098518890			01	A B Inside diameter =8.5 Thickness = 1.5
274	--- Cable clip				
	8970934911			01	A B (A)
278	--- Internal teeth serrated lock washer				
	9091512080	Q41008		01	A B M8
279	--- Bracket				
	8971032340	1703022-803		01	A B Rear bracket- cable to car frame (C)
	8971017091	1703021-803		01	A B Bracket - cable clip (B)

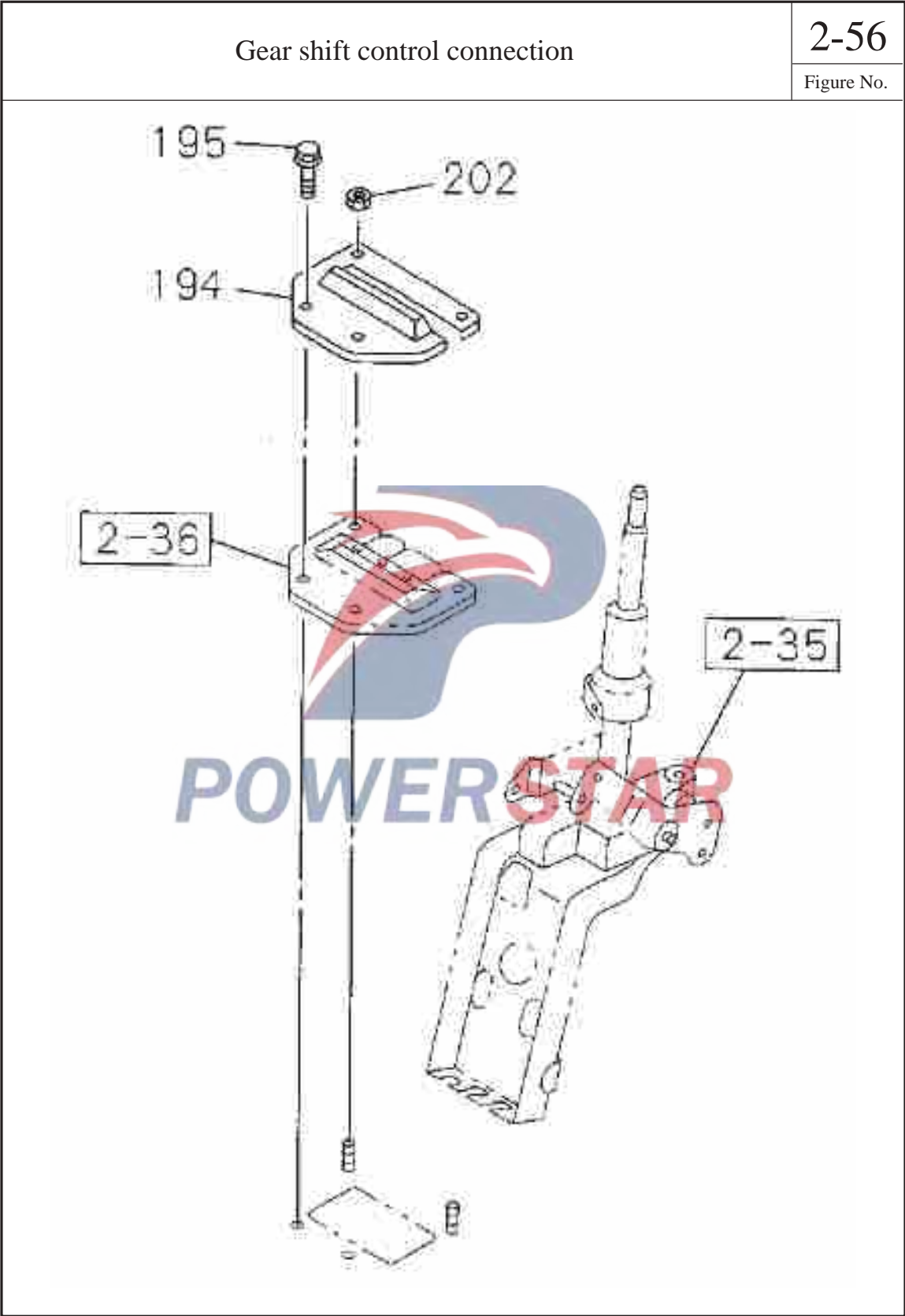
Gear shift control cable					2-36
Transmission side					Figure No.
S/N	Recommended specification / name of part				
	Isuzu figure No.	QingLing figure No.	Left/Right	Qty.	Applicable models / applicable status / notes
					A Single cab (cab) B Crew cab(cab)
281	--- Hoop band - cable				
	5097070311			01	A B Length = 140
282	--- Bracket assembly - transmission side				
	8970341421	1703020-803		01	A B
283	--- Flange bolts				
	0286810250	2902142-803		01	A B (A) M10× 25
	0286810350	Q1841035		01	A B (B) M10× 35
284	--- Wave washer- cable to support				
	5095500020			01	A B
288	--- Washer - cross rod to pull rod				
	8973738190			01	A B
300	--- Flange bolts - installation of clip				
	0286806200	Q1840620		01	A B (A) M6× 20
	0286808250	Q1840825		02	A B (B) M8× 25

2-36		Gear shift control cable			
Figure No.		Transmission side			
S/N	Recommended specification / name of part				
	Isuzu figure No.	QingLing figure No.	Left/Right	Qty.	Applicable models / applicable status / notes
					A Single cab (cab)
					B Crew cab(cab)
303	--- Flange nut- installation of clip				
	0911501080	Q32008		01	A B M8
357	--- Bracket - cross rod for gear shift				
	8971821660			01	A B
376	--- Split pin - cable to relay bracket				
	8941703780			01	A B Length = 23
407	--- Cross rod for gear shift				
	8971740552			01	A B
422	--- Nut - cross rod to pull rod				
	8973737290			01	A B
457	--- Sealing pad - cross rod for gear shift				
	9095611140			02	A B Inside diameter =13.8

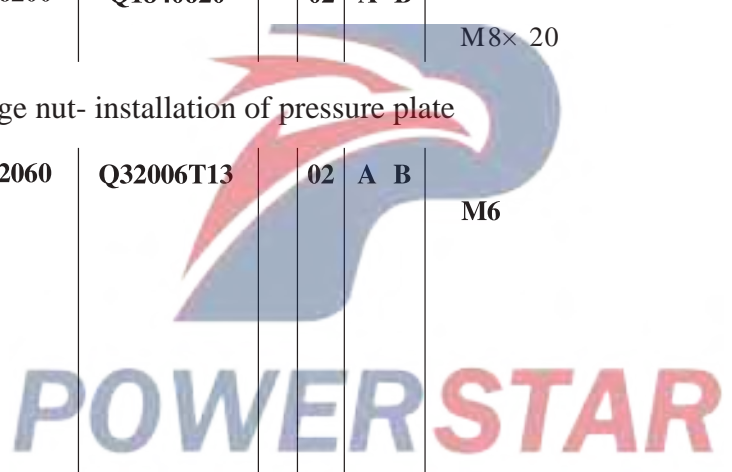
Gear shift control connection

2-56

Figure No.

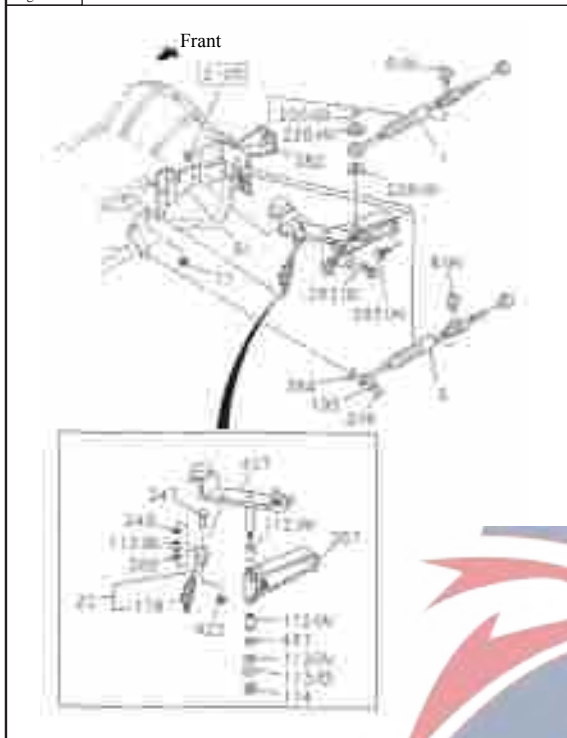


2-56		Gear shift control connection			
Figure No.		Recommended specification / name of part			
S/N	Isuzu figure No.	QingLing figure No.	Left/Right	Qty.	Applicable models / applicable status / notes
					A Single cab (cab) B Crew cab(cab)
194	--- Pressure plate-sealing gasket				
	8970483191	1703025-803		01	A B
195	--- Flange bolts - installation of pressure plate				
	0284806200	Q1840620		02	A B
					M8× 20
202	--- Flange nut- installation of pressure plate				
	0911502060	Q32006T13		02	A B
					M6



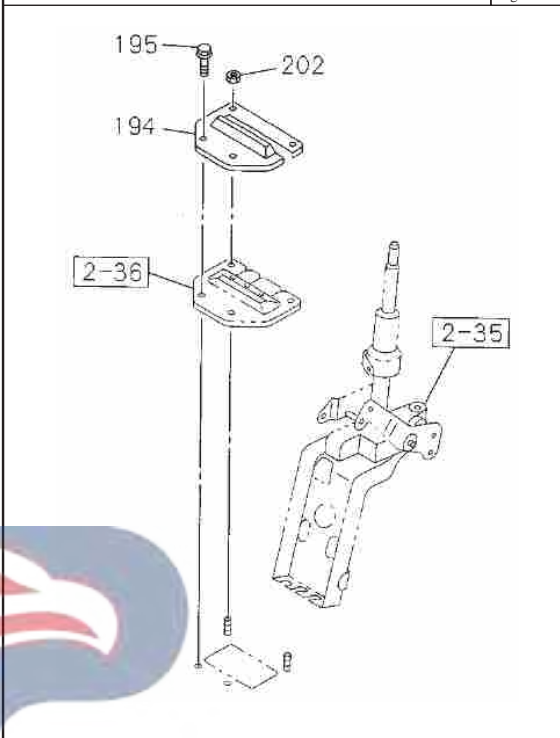
Catalogue of 4KH1 - TC engine

2-36	Gear shift control cable at the side of transmission
Figure No.	



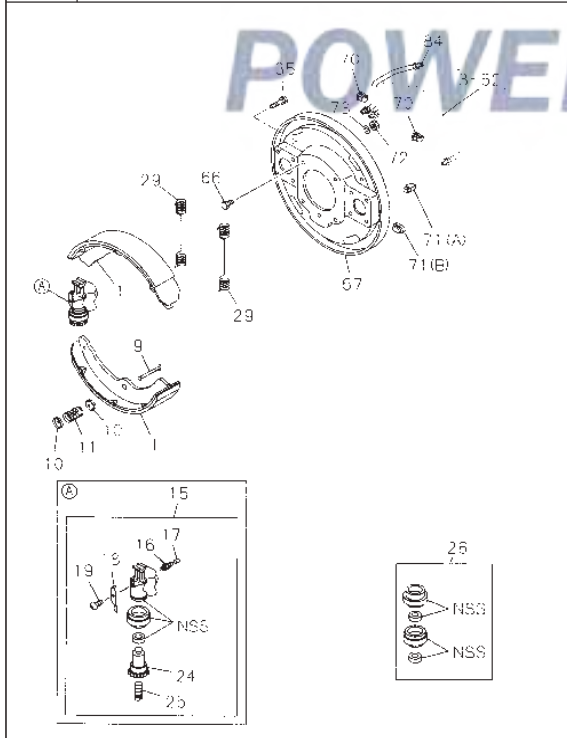
P-230

2-56	Gear shift control connection
Figure No.	



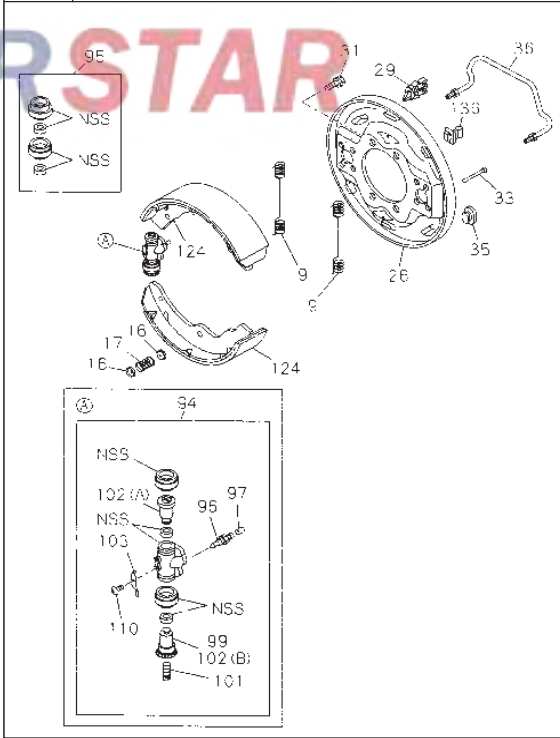
P-237

3-01	Front brake
Figure No.	



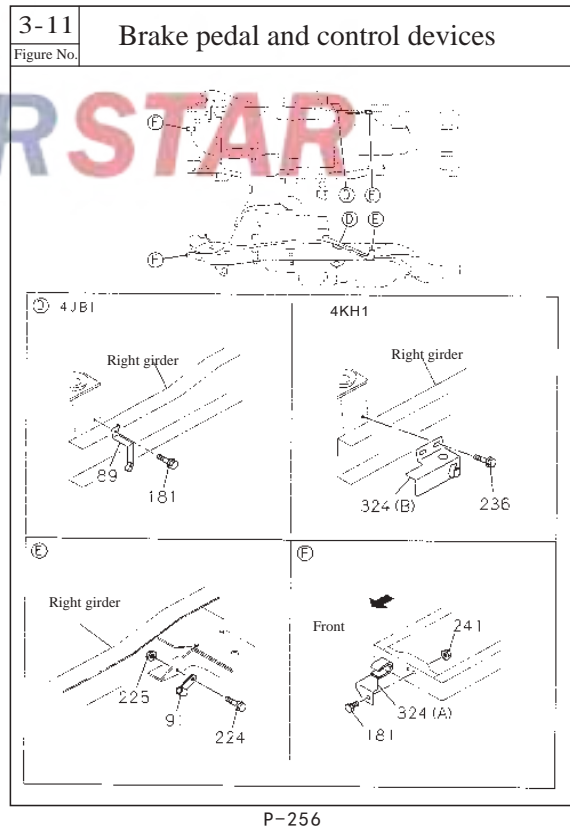
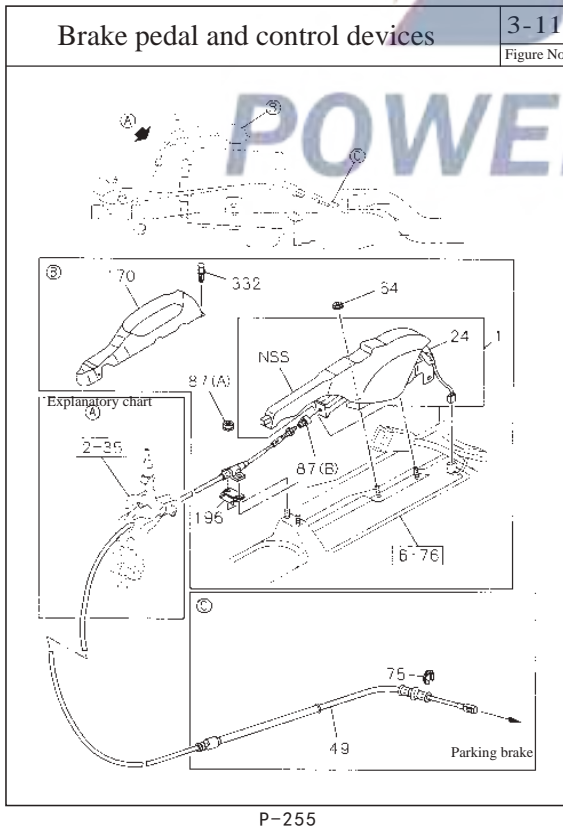
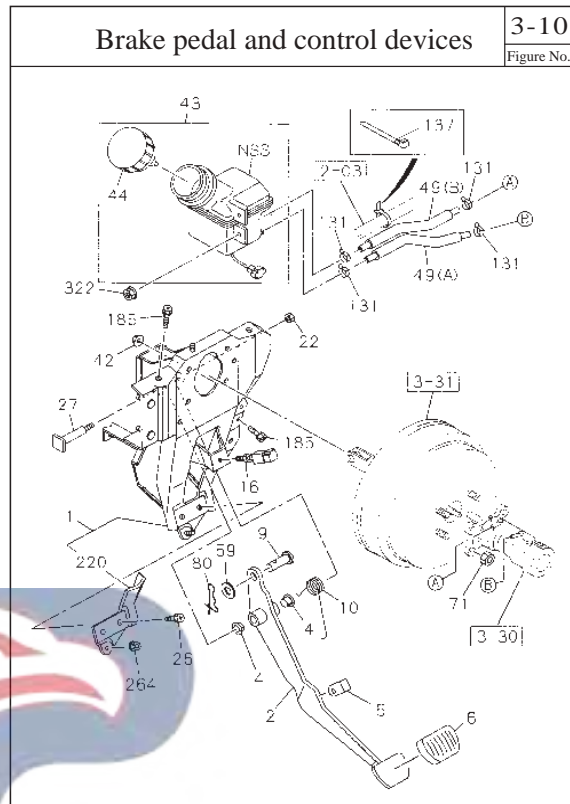
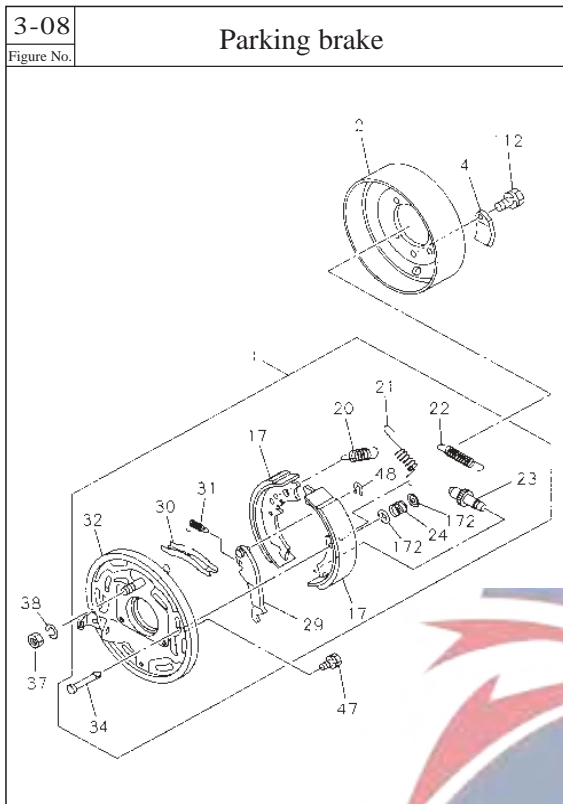
P-240

3-05	Rear brake
Figure No.	

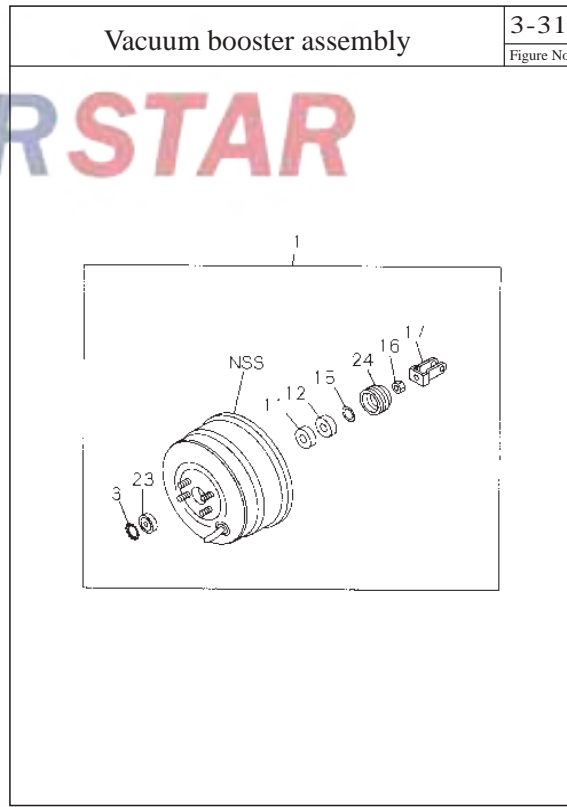
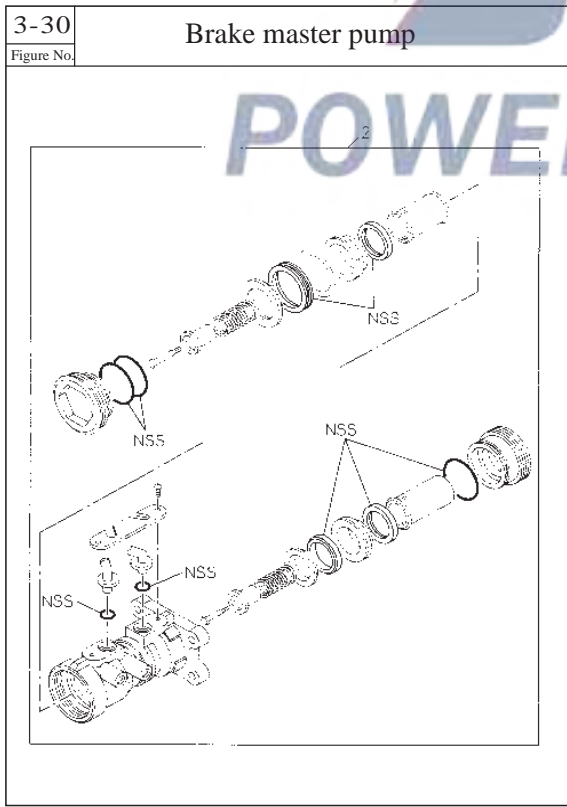
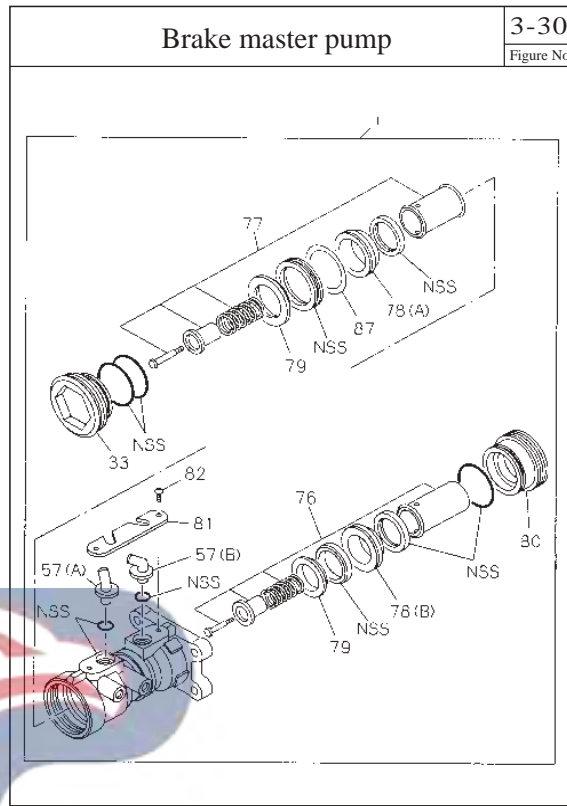
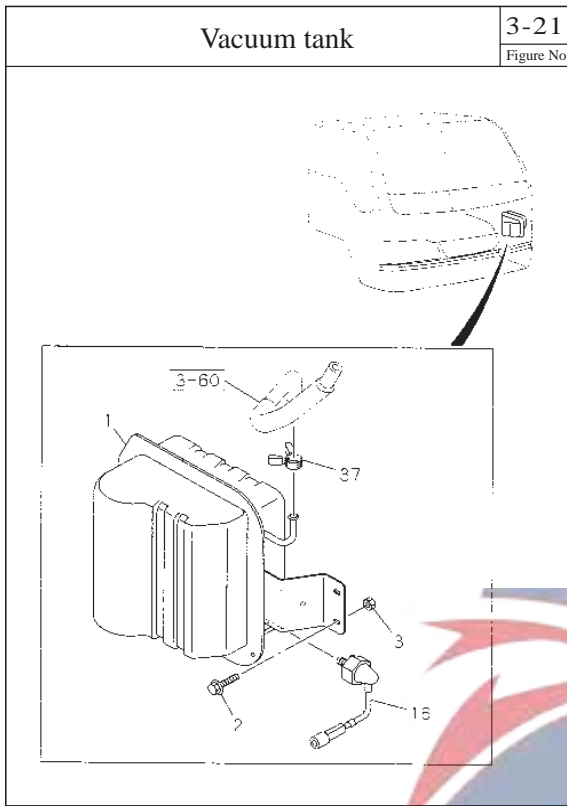


P-244

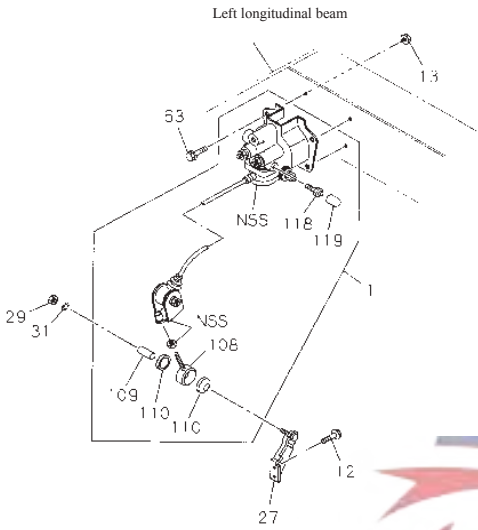
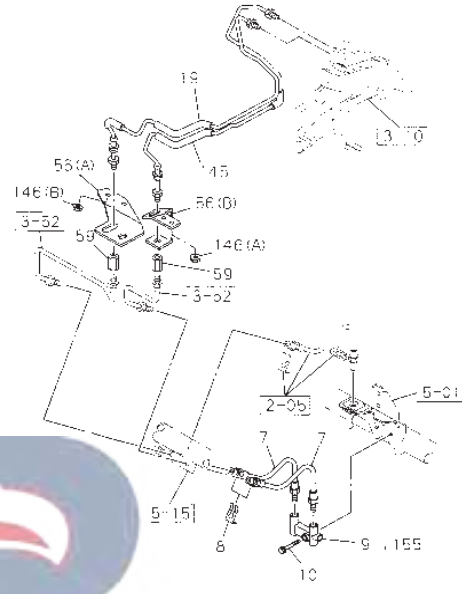
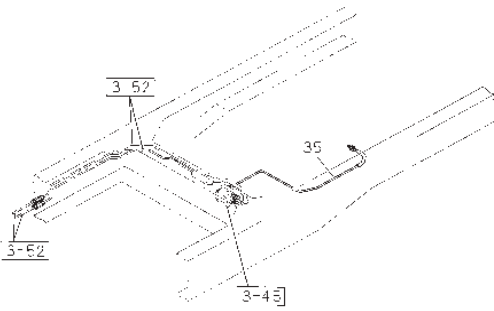
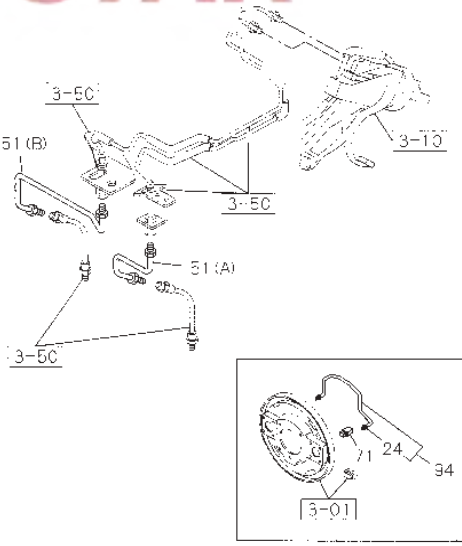
Catalogue of 4KH1 - TC engine




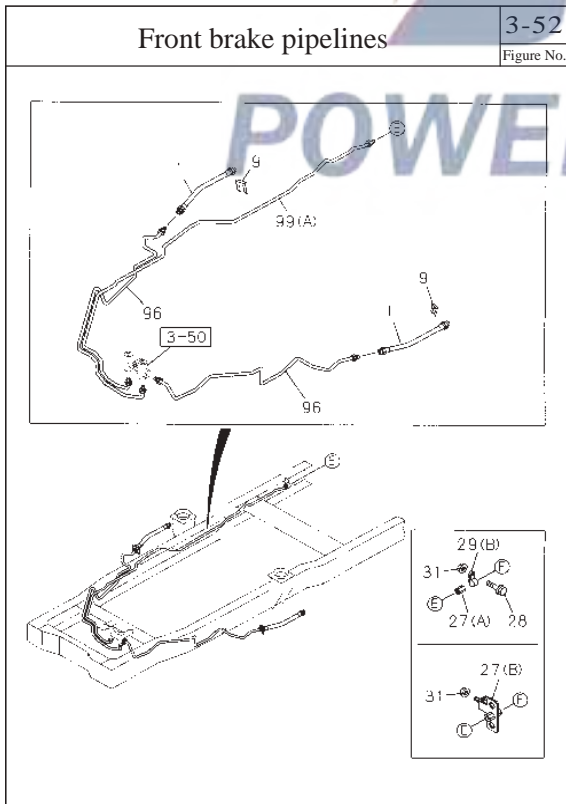
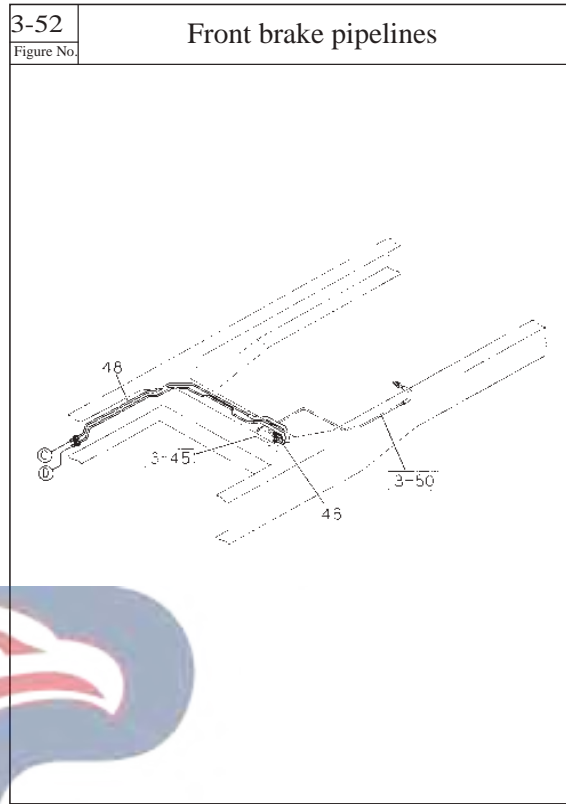
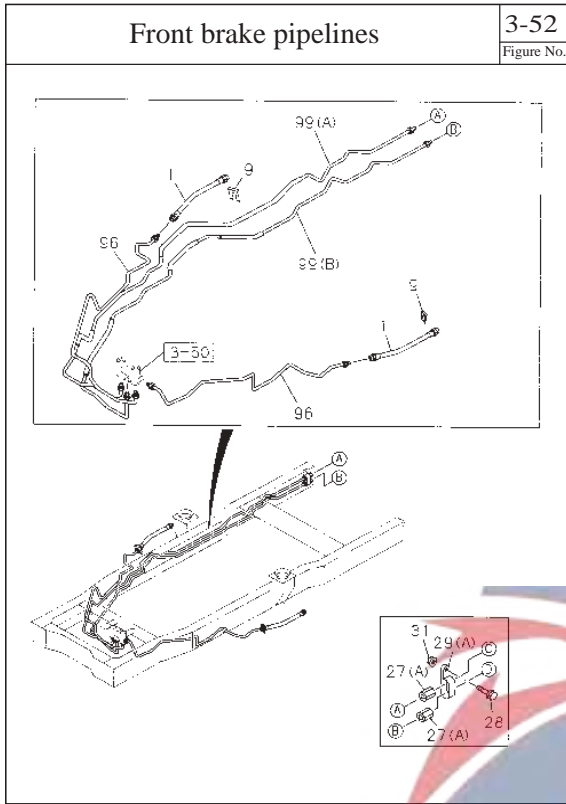
Catalogue of 4KH1 - TC engine



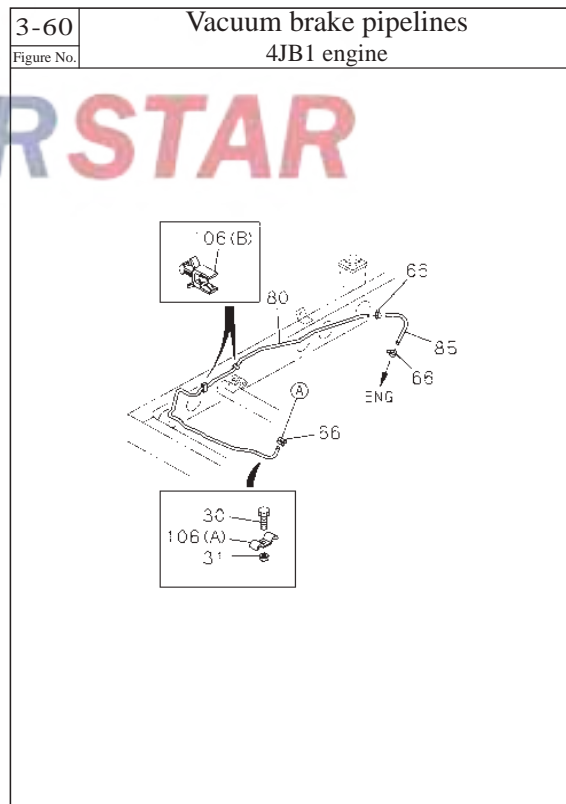
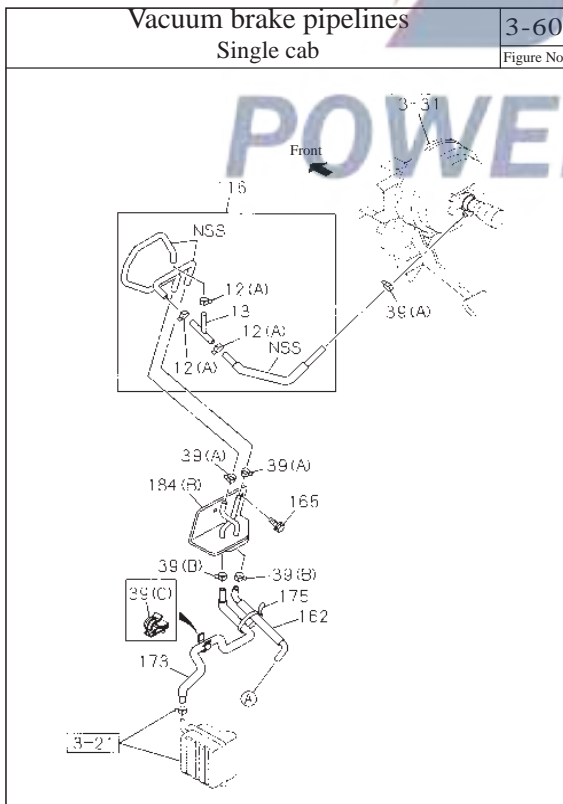
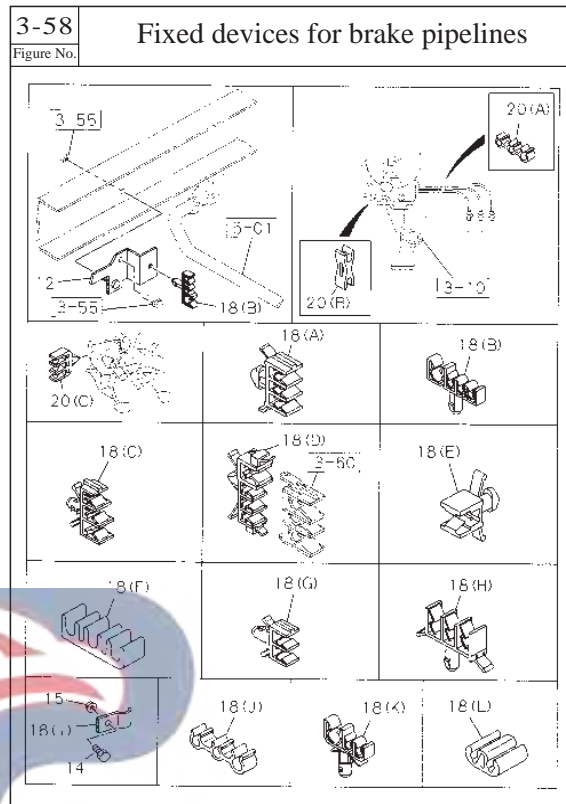
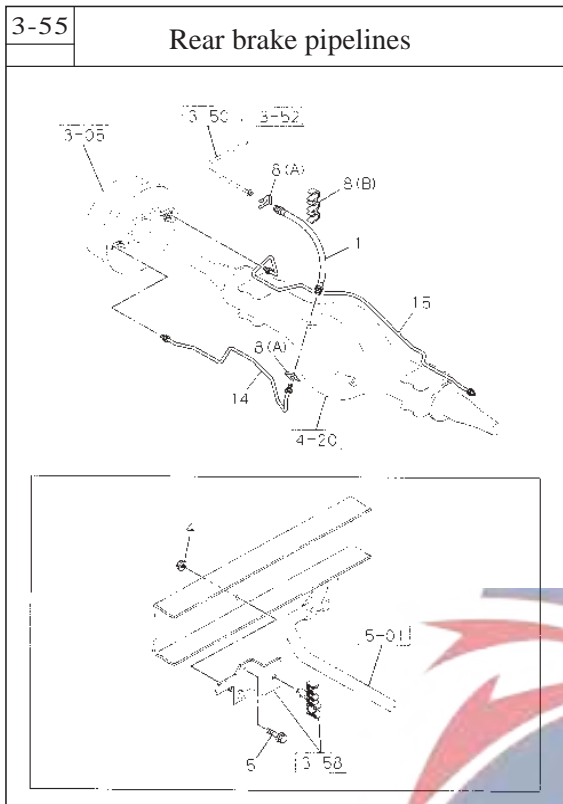
Catalogue of 4KH1-TC engine

<p>Load-sensing proportion valve</p> <p>3-45 Figure No.</p>  <p>Left longitudinal beam NSS 118 119 NSS 108 109 110 111 29 31 27 12 13 53</p> <p>P-267</p>	<p>Brake pipelines</p> <p>3-50 Figure No.</p>  <p>146(B) 55(A) 56(D) 146(A) 59 3-52 2-05 5-01 5-15 6 9 155 10</p> <p>P-270</p>
<p>Brake pipelines</p> <p>3-50 Figure No.</p>  <p>3-52 3-57 3-4 35</p> <p>P-271</p>	<p>Front brake pipelines</p> <p>3-52 Figure No.</p>  <p>3-5C 51(B) 3-10 3-5C 51(A) 3-5C 71 24 34 3-01</p> <p>P-274</p>

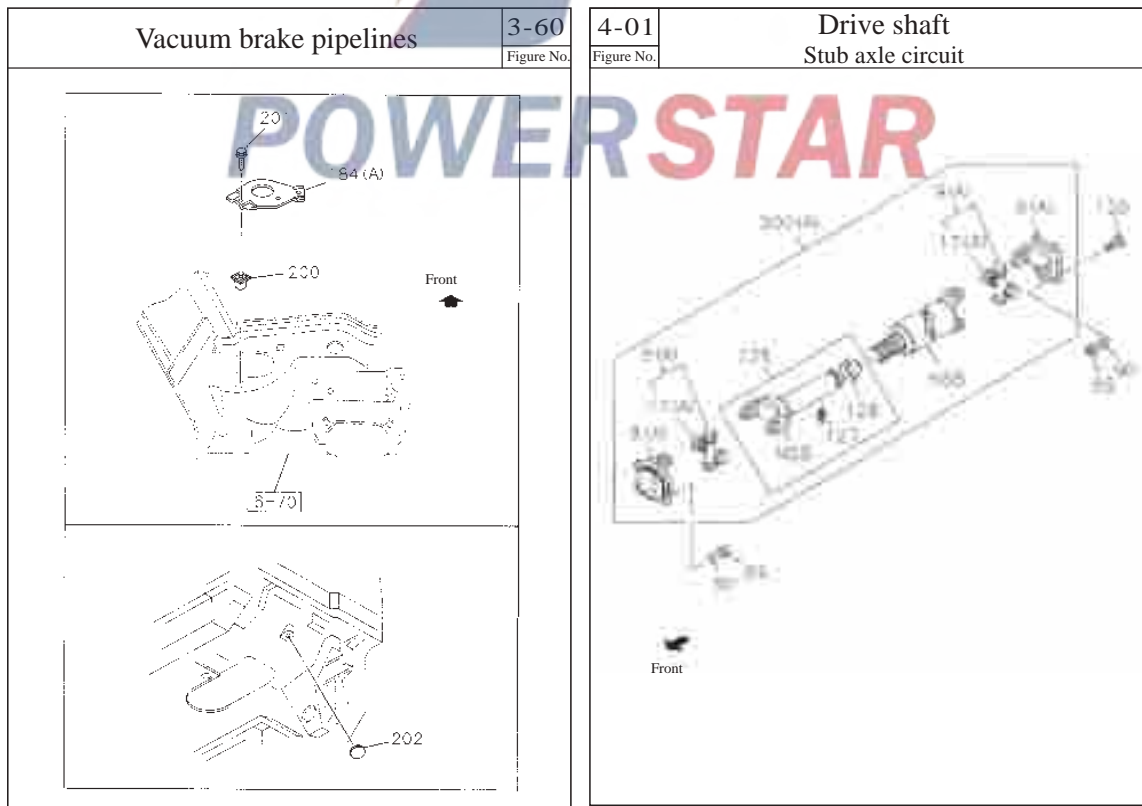
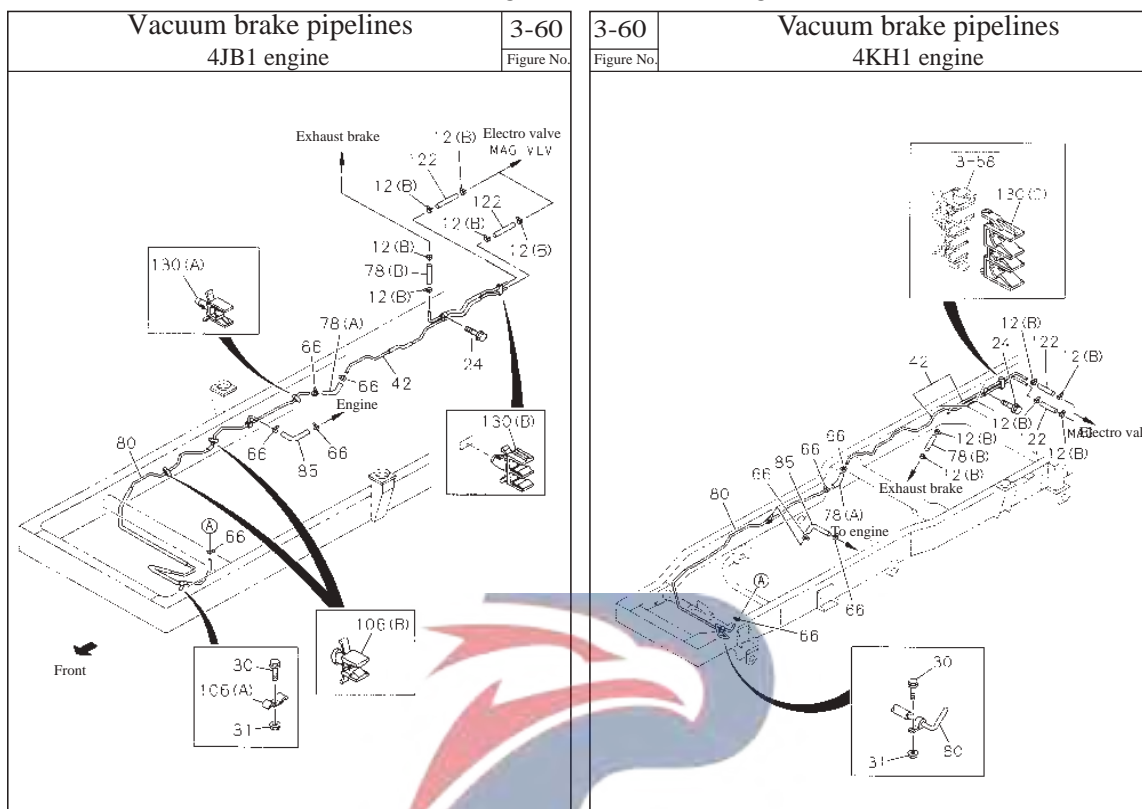
Catalogue of 4KH1 - TC engine



Catalogue of 4KH1 - TC engine



Catalogue of 4KH1 - TC engine





POWERSTAR

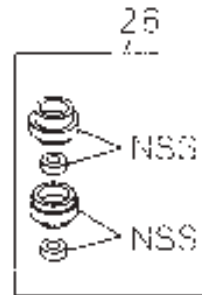
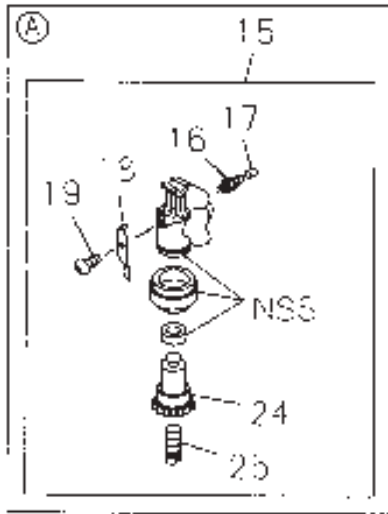
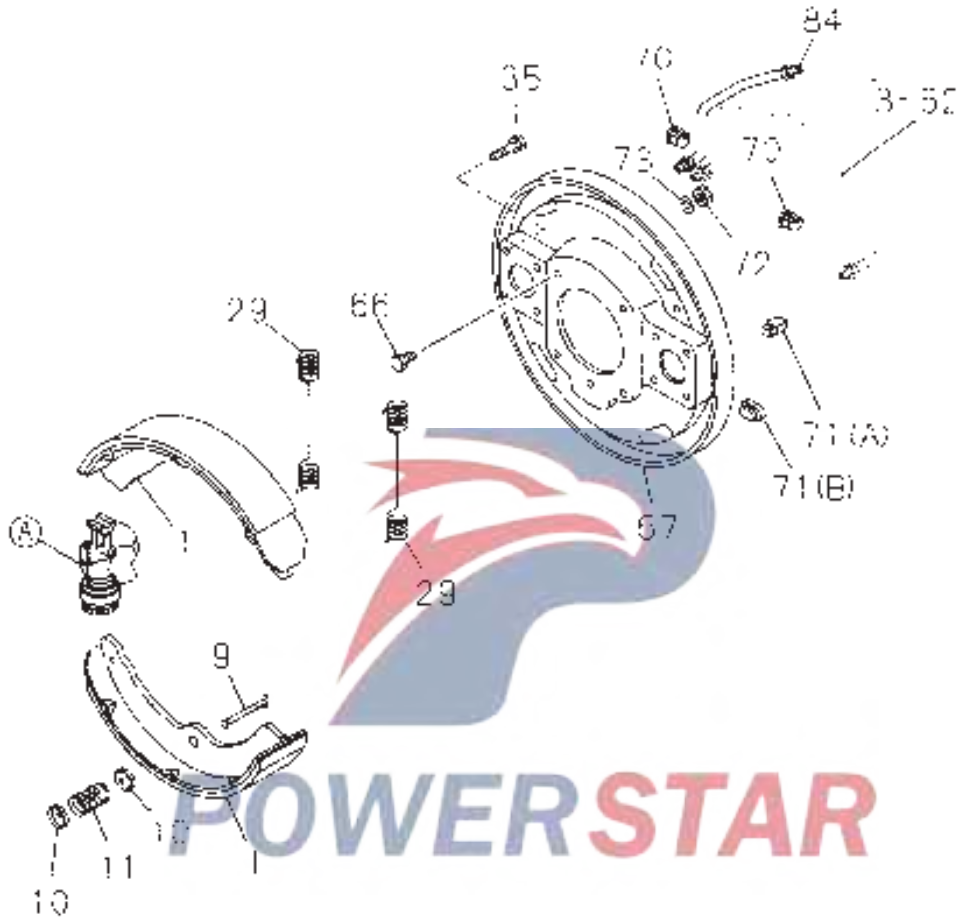




3-01

Front brake

Figure No.



Front brake

3-01

Figure No.

S/N	Recommended specification / name of part					
	Isuzu figure No.	QingLing figure No.	L/R	Qty.	Applicable models / applicable status / notes	
					A	Notes
					A	Wheelbase 2490mm
					B	Wheelbase 2765mm
					C	Wheelbase 3360mm
					D	Wheelbase 3815mm
1	---Brake shoe assembly					
	8-97035-085-1	3501110-10B		04	AB	4JB1 engine
		3501110-861		04	BCD	4KH1 engine
9	---Pin - shoe plate					
	9-47162-607-0	3501523-10		04	A	4JB1 engine
		3501523-861		04	BCD	4KH1 engine
	8-97019-207-0	3501523-15		04	BC	4JB1 engine
10	---Spring seat					
	9-47162-033-0	3501525-10		08	ABCD	
11	---Spring- shoe plate					
	9-09940-989-1			04	ABCD	
15	--- Brake cylinder- front brake					
	8-97179-358-0	3501040-815	L	01	ABCD	
	8-97179-360-0	3501030-815	L	01	BCD	4KH1 engine
	8-97179-357-0	3501040-815	R	01	ABCD	
	8-97179-359-0	3501330-815	R	01	BCD	4KH1 engine
16	---Brake cylinder- front brake					
	9-47615-027-0	3501350-10		02	ABCD	
17	--- Dust cover- exhaust vent bolt					
	1-47619-009-0	3501351-10		02	ABCD	
18	--- Adjusting liner - piston					
	8-94128-486-0	3501336-10		04	ABCD	
19	--- Screw - adjusting liner					
	8-94128-727-0	3501337-10		04	ABCD	

3-01		Front brake				
Figure No.		Recommended specification / name of part				
S/N	Isuzu figure No.	QingLing figure No.	L/R	Qty.	Applicable models / applicable status / notes	
					A	Notes
						Wheelbase 2490mm
						Wheelbase 2765mm
						Wheelbase 3360mm
						Wheelbase 3815mm
24	---Piston- brake cylinder					
	8-97078-621-0	3501332-10		04	ABCD	
25	--- Adjusting screw- brake cylinder					
	8-97078-623-0	3501334-10		04	ABCD	
26	--- Repair kit - repair kit					
	5-87831-602-0			01	ABCD	
29	--- Return spring- shoe plate					
	8-97078-739-0	3501326-10		04	ABCD	
35	--- Bolt- brake cylinder					
	5-09030-036-1	3501361-10		16	ABCD	
66	--- Bolt- brake dust cover and steering knuckle					
	9-09600-043-3	3501881-10		08	ABCD	
67	--- Front backing plate					
	8-97093-690-1	3501021-10	L	01	A	4JB1 engine
	8-97019-271-1	3501021-15	L	01	BCD	4KH1 engine
	8-97093-689-1	3501321-10	R	01	A	4JB1 engine
	8-97019-216-1	3501321-15	R	01	BCD	4KH1 engine
70	--- Pipe clamp					
	8-94128-306-1	3501363-10		04	ABCD	
71	--- Blocking					
	8-94171-287-0	3501322-10	L	02	ABCD	(B)
	9-09756-034-0	3501364-10	R	04	ABCD	(A)

Front brake

3-01

Figure No.

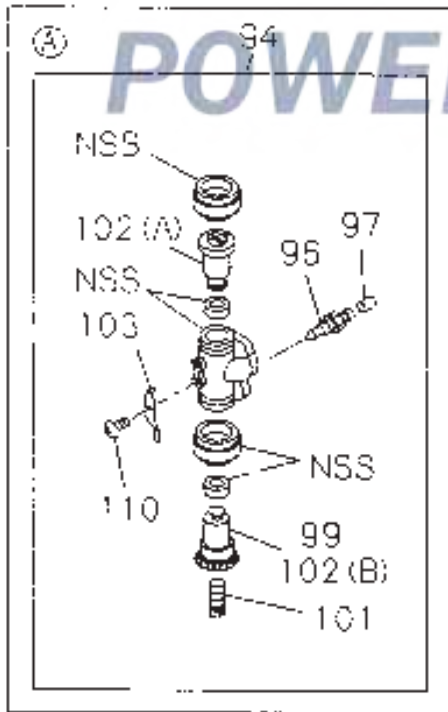
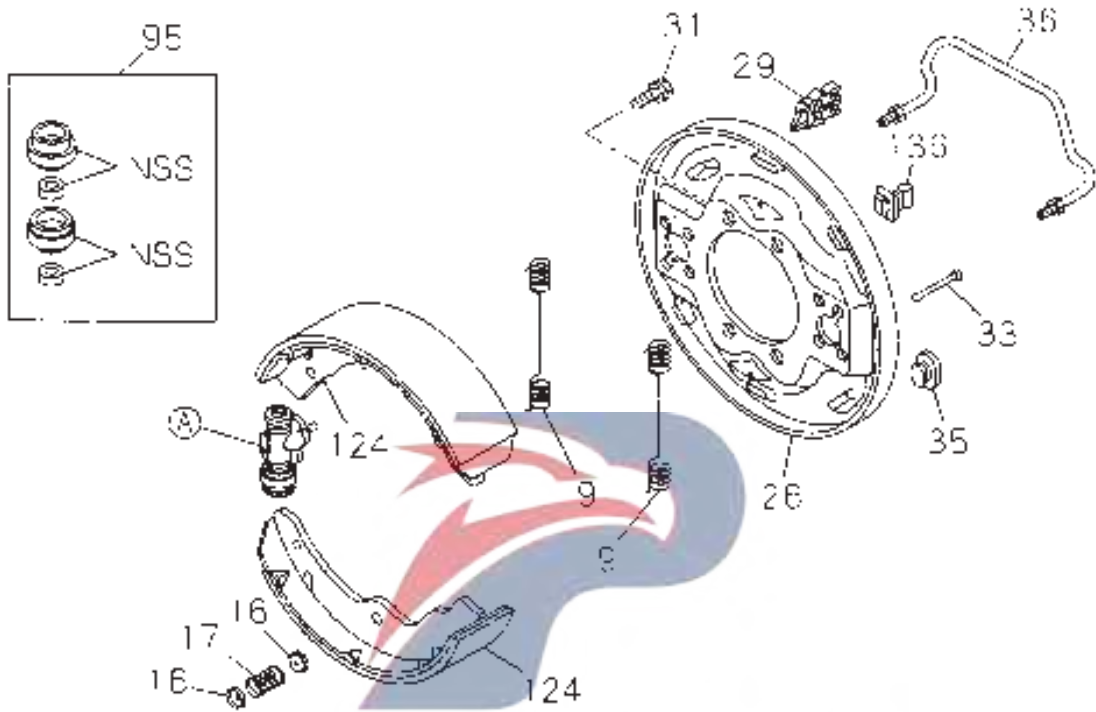
S/N	Recommended specification / name of part				
	Isuzu figure No.	QingLing figure No.	L/R	Qty.	Applicable models / applicable status / notes
					A B C D
					Wheelbase 2490mm Wheelbase 2765mm Wheelbase 3360mm Wheelbase 815mm
72	--- Nut- brake and axle housing				
	9-99110-512-0	Q341B12T 13		12	BCD 4KH1 engine M12
	9-09110-510-0	Q341C 10T		12	BCD 4KH1 engine M10
73	Heavy spring washer- brake dust cover and steering --- knuckle				
	9-09150-612-0	Q40512		08	BCD 4KH1 engine Inside diameter =12
	9-09150-610-0	Q40510		08	A Inside diameter =10
84	--- Brake pipe assembly				
	8-97019-225-0	3506030-10	L	01	ABCD
	8-97019-224-0	3506040-10	R	01	ABCD

POWERSTAR

3-05

Rear brake

Figure No.



POWERSTAR

Rear brake

3-05

Figure No.

S/N	Recommended specification / name of part					
	Isuzu figure No.	QingLing figure No.	L/R	Qty.	Applicable models / applicable status / notes	
					A	B
					Wheelbase 2490mm	
					Wheelbase 2765mm	
					Wheelbase 3360mm	
					Wheelbase 3815mm	
9	---Return spring- shoe plate					
	8-97078-739-0	3501326-10		04	ABCD	
16	---Spring seat					
	9-47162-033-0	3501325-10		08	ABCD	
17	---Spring- shoe plate					
	9-09940-989-1	3501324-10		04	ABCD	
26	--- Rear backing plate					
	8-97093-935-0	3502021-10	L	01	ABC	4JB1 engine
	8-97093-934-0	3502321-10	R	01	ABC	4JB1 engine
	8-97078-680-0	3502021-15	L	01	BCD	4KH1 engine
	8-97078-679-0	3502321-15	R	01	BCD	4KH1 engine
29	--- Oil tube clamp					
	8-94128-307-0	3502365-10		02	A	
31	--- Bolt- piston cylinder and backing plate					
	5-09030-036-1	3501361-10		16	ABCD	
33	--- Pin - shoe plate					
	9-47162-607-0	3501325-10		04	ABC	4JB1 engine
		3501325-861		04	BCD	4KH1 engine
35	--- Blocking- access hole					
	8-94344-919-0	3502322-10		02	ABCD	
36	--- Brake tube assembly- rear brake					
	8-94128-192-0	3506050-10		02	ABCD	

3-05		Rear brake					
Figure No.		Recommended specification / name of part					
S/N	Isuzu figure No.	QingLing figure No.	L/R	Qty	Applicable models / applicable status / notes		
					A	Wheelbase 2490mm	
					B	Wheelbase 2765mm	
					C	Wheelbase 3360mm	
					D	Wheelbase 815mm	
94	--- Rear brake cylinder assembly						
	8-97139-842-0	3502030-10	L	02	ABC	4JB1 engine Left front	
		3502030-815	L	02	B	4KH engine Left front	
		3502030-861	L	02	CD	4KH1 engine Left front	
	8-97139-840-0	3502330-10	R	01	ABC	4JB1 engine Right front	
		3502330-815	R	01	B	4KH1 engine Right front	
		3502330-861	R	01	CD	4KH1 engine Right front	
95	--- Repair kit - rear brake						
	5-87831-621-0			01	ABCD		
96	--- Bleeder screw						
	9-47615-027-0		R	01	ABCD		
97	--- Dust cap- bleeder screw						
	1-47619-009-0	3501351-10	R	01	ABCD		
99	--- Piston						
	8-97078-698-0	3502332-10		02	ABCD		
101	--- Adjusting screw						
	8-97078-623-0	3501334-10		04	ABCD		
102	--- Piston						
	8-94128-513-1	3502338-10		04	ABCD	(A) Outer diameter =25.4	

Rear brake

3-05

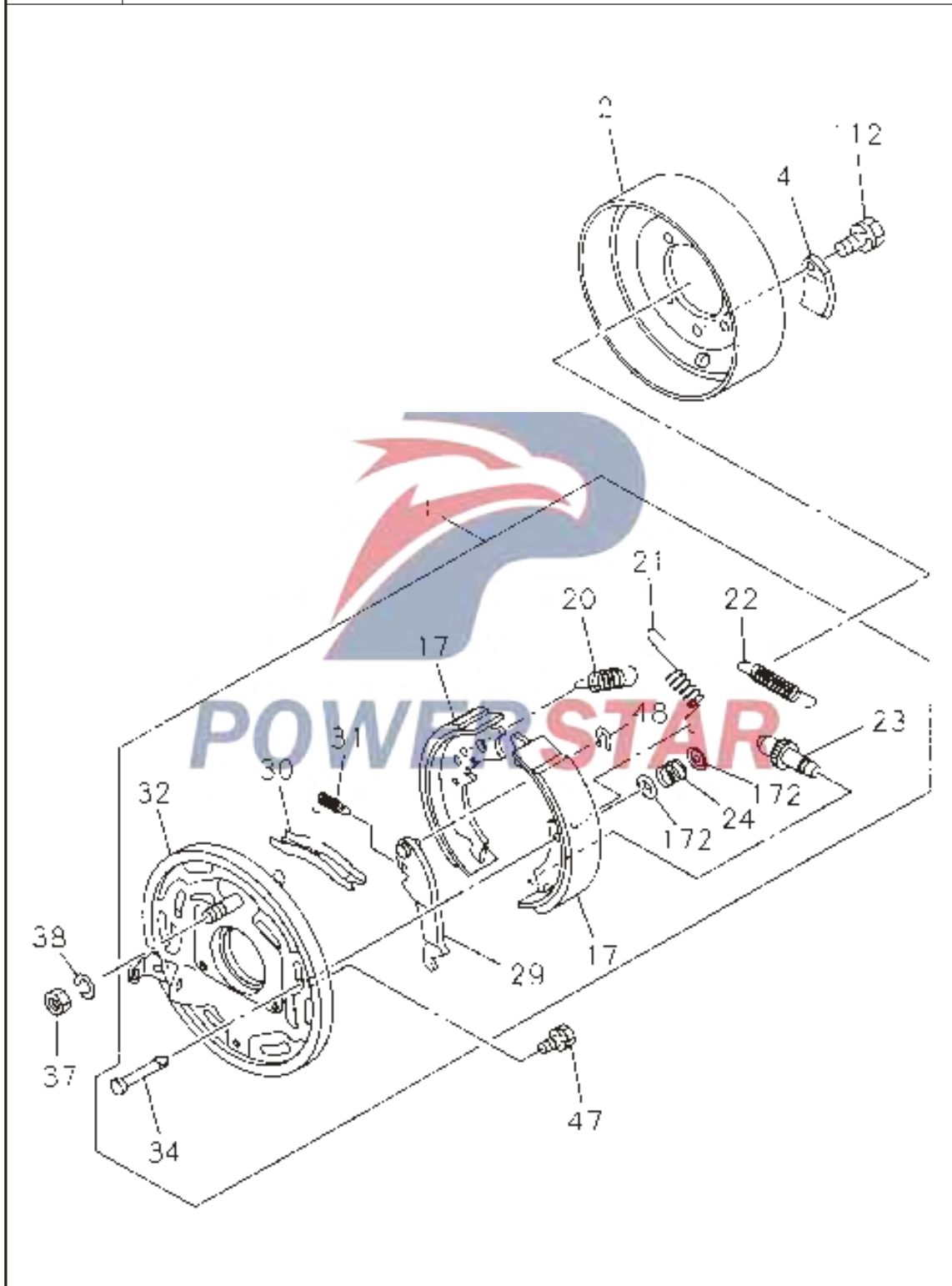
Figure No.

S/N	Recommended specification / name of part				
	Isuzu figure No.	QingLing figure No.	L/R	Qty.	Applicable models / applicable status / notes
					A B C D
					Wheelbase 2490mm Wheelbase 765mm Wheelbase 3360mm Wheelbase 3815mm
102	--- Piston 8-97078-698-0	3502332-10		02	ABCD (B)
103	---Piston adjustment locking plate 8-94128-486-0	3501336-10		04	ABCD
110	--- Bolt- piston adjustment locking plate and cylinder 8-94128-727-0	3501337-10		04	ABCD
124	--- Brake shoe assembly 8-97035-085-1	3501110-10B 3501110-815B		04 04	ABC 4JB1 engine BCD 4KH1 engine
136	--- Blocking- backing plate 9-09956-640-0	3502364-10		04	ABCD

3-08

Parking brake

Figure No.



P-248

Parking brake

3-08

Figure No.

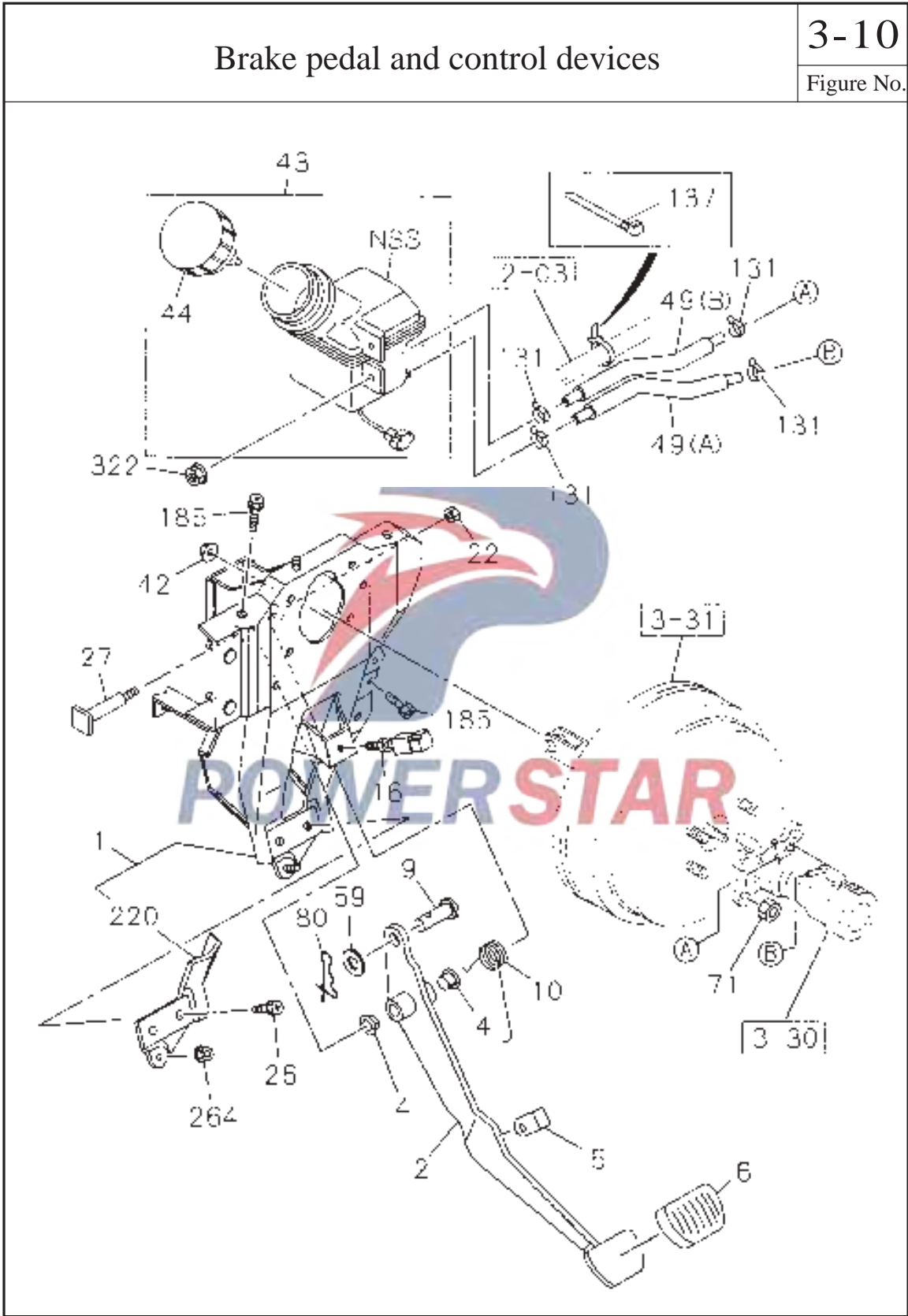
S/N	Recommended specification / name of part				
	Isuzu figure No.	QingLing figure No.	L/R	Qty.	Applicable models / applicable status / notes
					A B C D
					Wheelbase 490mm Wheelbase 2765mm Wheelbase 3360mm Wheelbase 3815mm
1	--- Parking brake assembly 8-97034-553-2	3507050-803		01	ABCD
2	--- Brake hub- parking brake 5-46210-005-3	3507011-805		01	ABCD
4	--- Brake hub hole cover 5-42319-003-0	3507212-805		01	ABCD
17	--- Brake shoe assembly 8-97042-933-1			02	ABCD
20	--- Spring 9-09942-553-1			01	ABCD
21	--- Spring 9-09942-552-1			01	ABCD
22	--- Spring 9-09942-340-1			01	ABCD
23	--- Adjusting rod 5-47165-025-0			01	ABCD
24	--- Spring 9-09941-062-1			02	ABCD
29	--- Control arm - automatic parking 8-94128-765-0			01	ABCD

3-08		Parking brake				
Figure No.		Recommended specification / name of part				
S/N	Isuzu figure No.	QingLing figure No.	L/R	Qty.	Applicable models / applicable status / notes	
					A	Notes
						Wheelbase 2490mm
						Wheelbase 765mm
						Wheelbase 360mm
						Wheelbase 3815mm
30	---Suspension bar- automatic parking					
	5-46251-007-0			01	ABCD	
31	--- Spring					
	9-09942-521-1			01	ABCD	
32	--- Backing plate					
	9-46213-601-2			01	ABCD	
34	--- Pin					
	9-47162-034-0			02	ABCD	
37	--- Nut - baseplate and transmission					
	8-97033-122-0	Q361B12		01	ABCD	
38	--- Heavy spring washer- baseplate and transmission					
	9-09150-808-0	Q40508		02	ABCD	Inside diameter =8
47	--- Bolt- chassis and transmission					
	9-02060-814-0	Q150B0814T		02	ABCD	
48	--- Spring piece					
	9-46349-005-1			01	ABCD	
112	--- Combination bolt - hole cover and drum brake					
	0-50040-616-0	Q1420616		01	ABCD	M6×16
172	---Spring retainer					
	8-94378-404-0			04	ABCD	

Brake pedal and control devices

3-10

Figure No.



3-10		Brake pedal					
Figure No.		Recommended specification / name of part					
S/N	Isuzu figure No.	QingLing figure No.	L/R	Qty.	Applicable models / applicable status / notes		
					A	Wheelbase 2490mm	
					B	Wheelbase 2765mm	
					C	Wheelbase 3360mm	
					D	Wheelbase 3815mm	
1	--- Brake pedal and bracket						
	8-97896-967-3			01	BCD	4KH1 engine	
	8-97896-965-3			01	ABC	4JB1 engine	
2	--- Brake pedal						
	8-97856-336-2			01	ABC	4JB1 engine	
4	--- Bushing - brake pedal						
	8-94238-596-0			02	ABCD		
5	--- Clamping piece - brake pedal						
	8-97853-602-1			01	ABC	4JB1 engine	
6	--- Pedal cover- brake pedal						
	8-97853-413-2			01	ABCD		
9	--- Pin roll- vacuum booster and brake pedal						
	8-94410-276-0			01	ABCD		
10	--- Torsional spring- brake pedal						
	8-97853-212-1			01	ABCD		
16	--- Switch- brake lamp						
	8-97358-248-0			01	ABC	4JB1 engine	
	8-97260-603-0			01	BCD	4KH1 engine	
22	--- Nut - brake pedal						
	1-09440-022-0			01	ABCD	M10	

Brake pedal and control devices

3-10

Figure No.

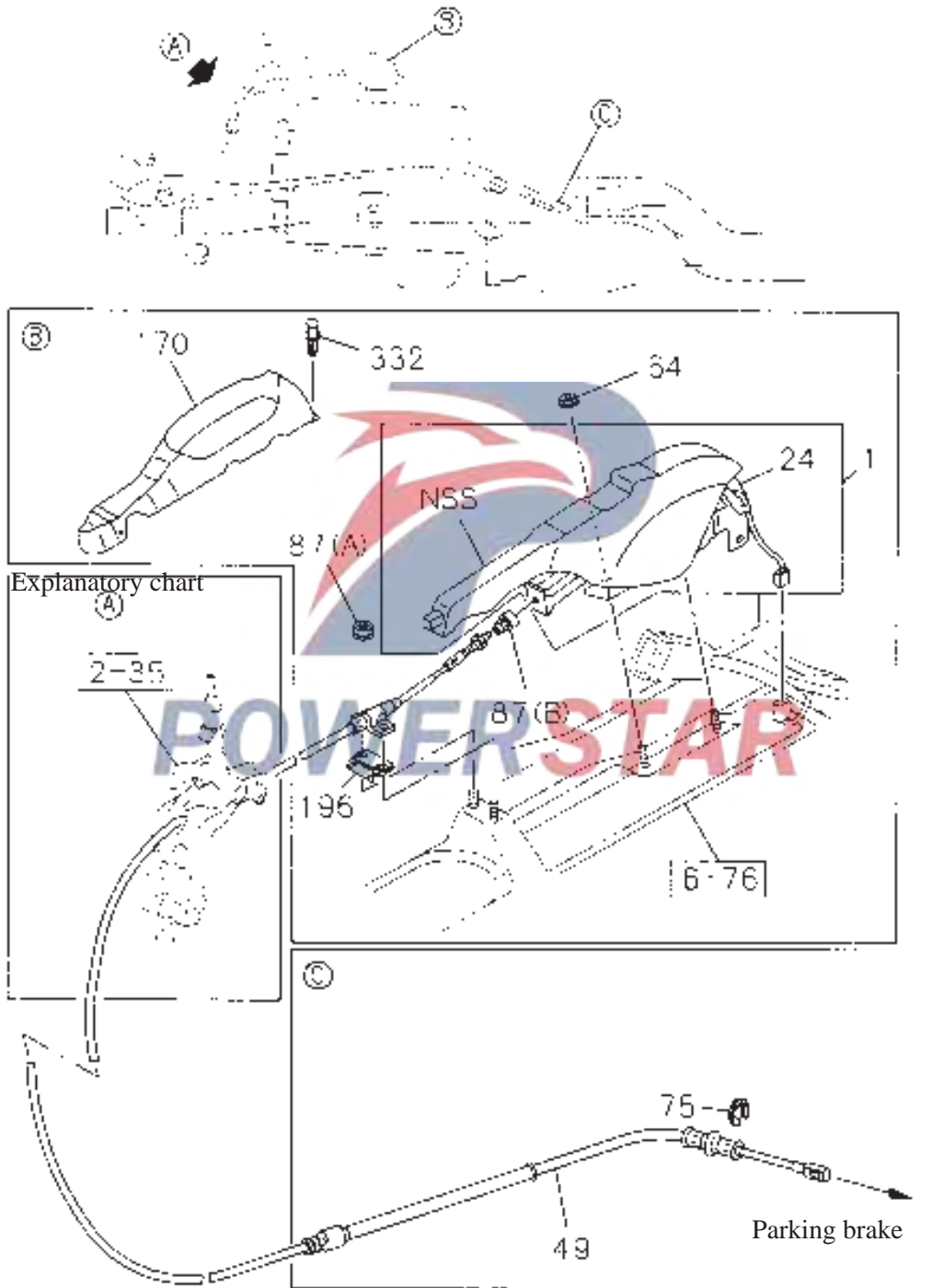
S/N	Recommended specification / name of part				
	Isuzu figure No.	QingLing figure No.	L/R	Qty.	Applicable models / applicable status / notes
					A B C D
26	---Bolt - brake pedal				
	8-97313-188-0			02	ABCD M10×22
27	---Bolt - brake pedal				
	8-97866-667-0			01	ABCD
42	--- Nut- pedal bracket				
	8-94279-050-0			04	ABCD
43	--- Brake fluid header				
	8-97179-813-1	3500010-803		01	ABCD
44	--- Cover- brake fluid header				
	8-97178-291-1			01	ABCD
49	--- Rubber hose- brake fluid header and brake master cylinder				
	8-97129-584-0			01	ABCD (A) Length = 315
	8-97129-585-0			01	ABCD (B) Length = 320
59	--- Small washer				
	9-09160-514-0	Q40014		01	ABCD Inside diameter = 14 Outside diameter = 26 Thickness = 2.3
71	---Nut- brake master cylinder				
	8-94279-050-0	3504121-803		04	ABCD M8

3-10		Brake pedal				
Figure No.		Recommended specification / name of part				
S/N	Isuzu figure No.	QingLing figure No.	L/R	Qty.	Applicable models / applicable status / notes	
					A	B
						Wheelbase 490mm
						Wheelbase 765mm
						Wheelbase 3360mm
						Wheelbase 3815mm
80	--- Cotter 8-94279-912-0			01	ABCD	
131	--- Pipe clamp 8-97130-480-0			04	ABCD	
137	--Ribbon- hose 5-09707-030-1			01	ABCD	Length = 250
185	--- Bolt - bracket 0-28691-025-0	Q1841025T		02	ABCD	M10×25
220	--- Bracket- pedal 8-97857-044-1			01	ABCD	
264	--- Nut- bracket 8-97046-127-0			01	ABCD	M8
322	--- Nut- brake fluid header 0-91150-106-0			02	ABCD	M6

Parking brake control mechanism

3-11

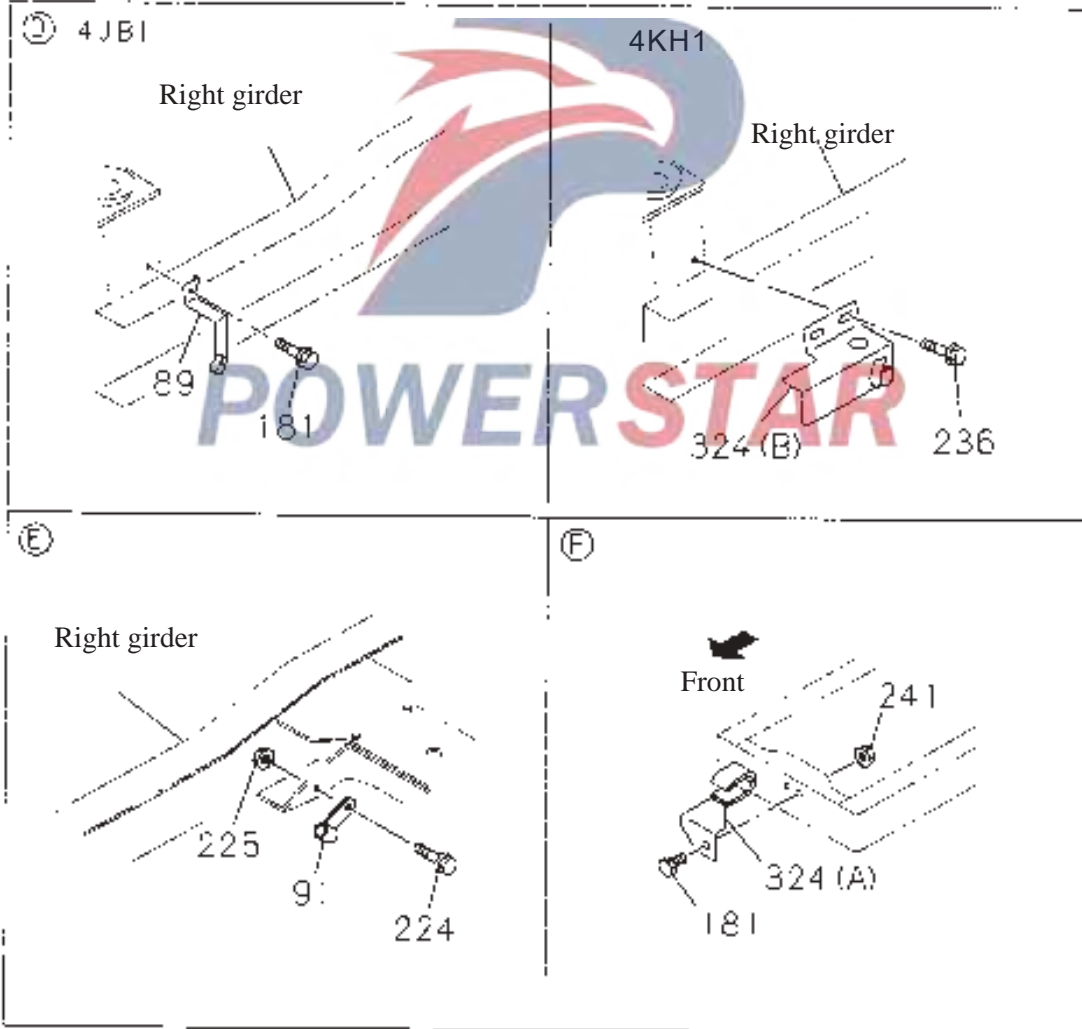
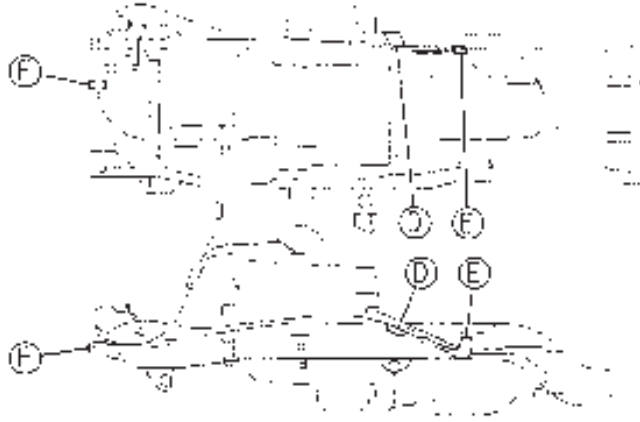
Figure No.



3-11

Parking brake control mechanism

Figure No.



Parking brake control mechanism

3-11

Figure No.

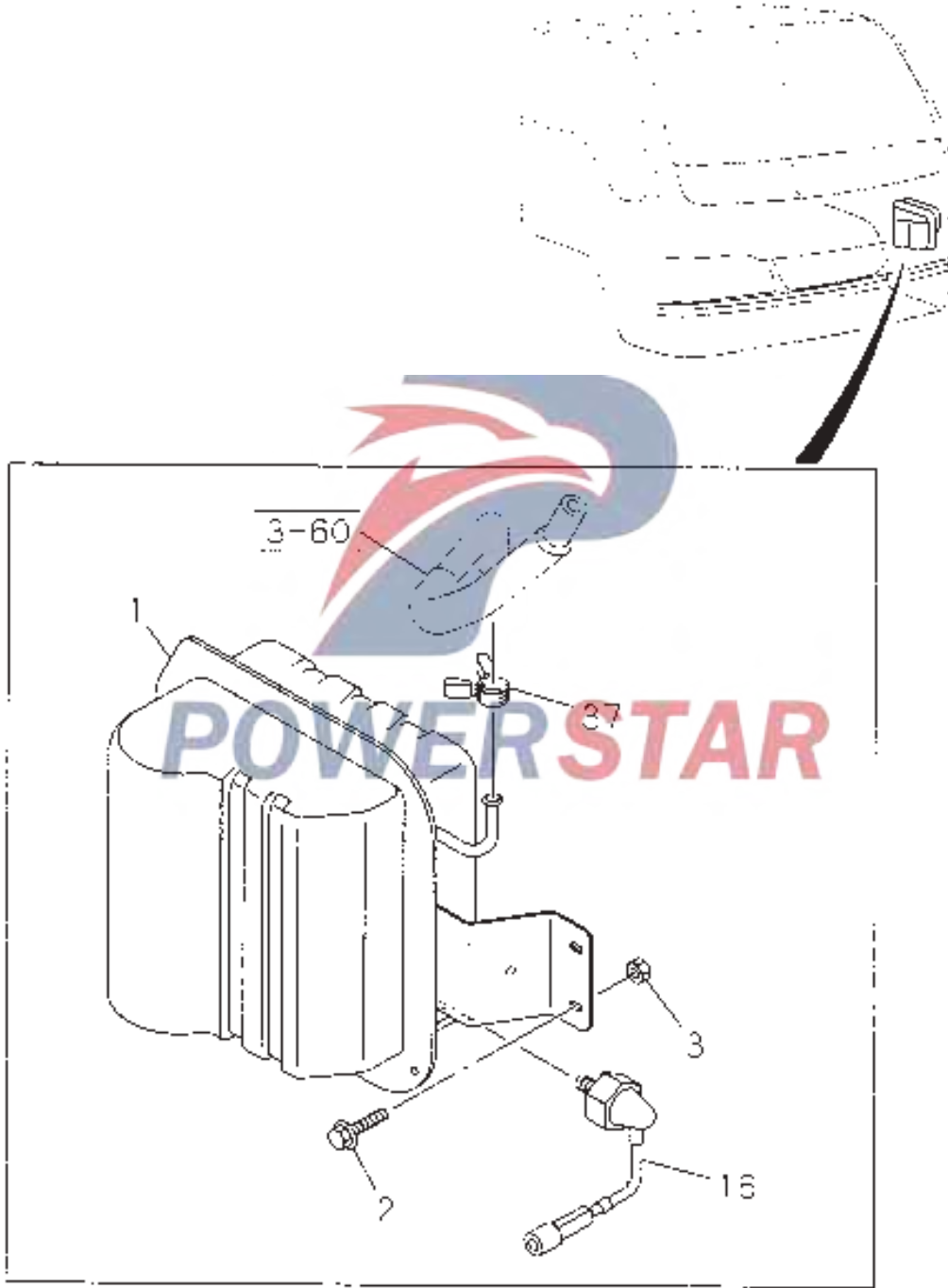
S/N	Recommended specification / name of part				
	Isuzu figure No.	QingLing figure No.	L/R	Qty.	Applicable models / applicable status / notes
					A B C D
1	--- Hand braking control lever				
	8-97996-543-2			01	ABCD
24	--- Switch assembly- parking brake				
	8-97995-828-1			01	ABCD
49	--- Inhaul cable assembly- parking brake				
	8-97184-272-0	3507090-803		01	ABCD
64	---Nut - parking brake				
	8-94327-073-0	8200321-803		02	ABCD M8
75	--- Snap ring- parking brake cable				
	9-09185-412-0			01	ABCD Inside diameter =12
87	---Nut - parking brake cable				
	0-91150-108-0	Q32008		02	ABCD (A) M8
	1-71996-312-0	3905213-803		01	ABCD (B)
89	--- Bracket- and cab				
	8-97113-984-1	3507323-805		01	ABCD
91	--Single pipe clamping piece- inhaul cable and triple beam				
	9-09525-286-0	Q68612F4		01	ABCD inner diameter=13 length=50

3-11		Parking brake control mechanism					
Figure No.		Recommended specification / name of part					
S/N	Isuzu figure No.	QingLing figure No.	L/R	Qty.	Applicable models / applicable status / notes		
					A	Wheelbase 2490mm	
					B	Wheelbase 2765mm	
					C	Wheelbase 3360mm	
					D	Wheelbase 3815mm	
170	--- Decorative cover assembly-parking brake handle						
	8-97158-915-0	3507310-803		01	ABCD		
181	--- Bolt-clamping piece and cab bracket						
	0-28680-825-0	Q1840825		01	ABCD	M8×25	
196	--- Liner- parking brake cable and floor						
	8-97095-464-2	3507214-803		01	ABCD		
224	--- Bolt- single pipe clamping piece and triple beam						
	0-28680-825-0	Q1840825		01	ABCD	M8×25	
225	---Nut - single pipe clamping piece and triple beam						
	0-91150-108-0			01	ABCD	M8	
236	--- Bolt- bracket and carframe						
	0-28680-825-0	Q1840825		02	ABCD	M8×25	
241	--- Nut - bracket						
	0-91150-108-0	Q32008		01	ABCD	M8	
324	--- Bracket- inhaul cable and 1st beam						
	8-97101-815-2	3507321-803		01	ABCD	(A)	
332	--- Blocking nail-decorative cover bracket						
	8-94146-425-0	Q32008		06	AB	4JB1 engine, crew cab Outer diameter 6×12.5	
	8-94146-425-0	5107235-803		06	BCD	4KH1 engine, crew cab Outer diameter 6×12.5	

Vacuum tank

3-21

Figure No.



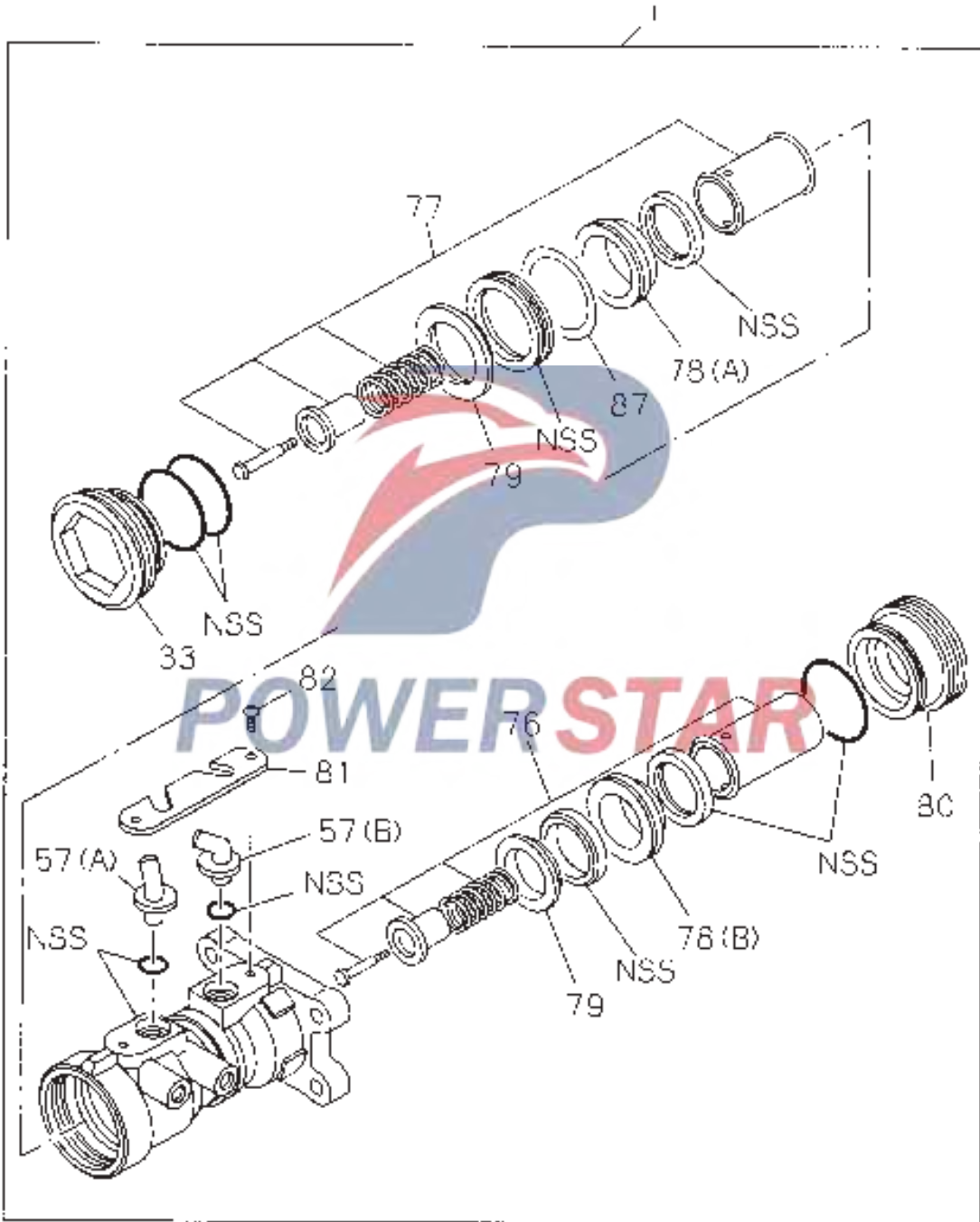
P-259

3-21		Vacuum tank				
Figure No.						
S/N	Recommended specification / name of part					
	Isuzu figure No.	QingLing figure No.	L/R	Qty.	Applicable models / applicable status / notes	
					A Wheelbase 2490mm	
					B Wheelbase 2765mm	
					C Wheelbase 3360mm	
					D Wheelbase 3815mm	
1	---Vacuum chamber assembly					
	8-97129-887-1			01	ABCD	
2	---Bolt-vacuum chamber					
	0-28680-820-0	Q1840820		02	ABCD M8×20	
3	---Nut - vacuum chamber					
	0-91150-108-0	Q32008		01	ABCD M8	
16	---Switch - vacuum chamber					
	8-97073-374-1			01	ABCD	
37	---Spring clamp-rubber hose					
	8-94238-568-0	3510101-44		03	ABCD Inside diameter =16	

Brake master pump

3-30

Figure No.

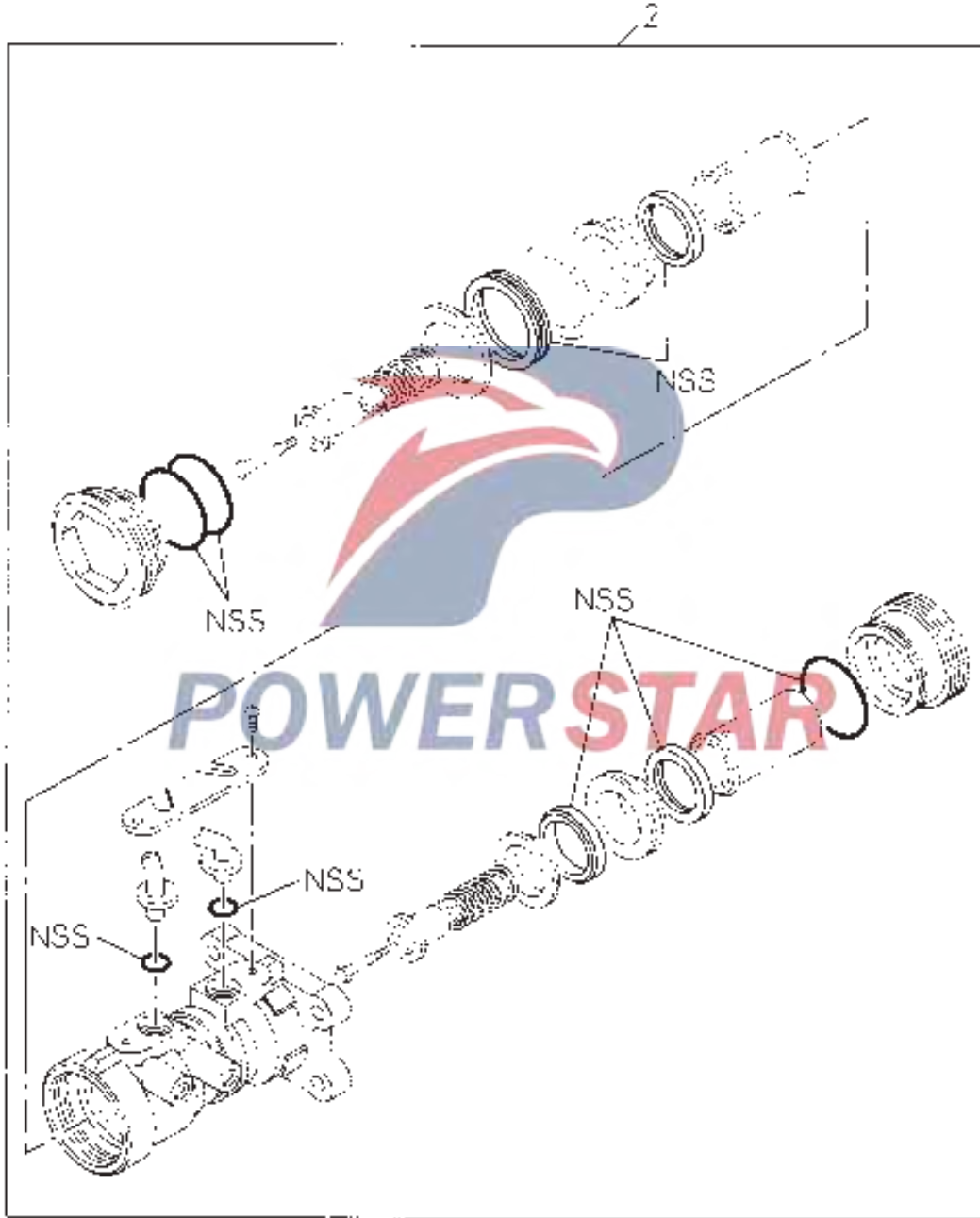


P-261

3-30

Brake master pump

Figure No.



Brake master pump

3-30

Figure No.

S/N	Recommended specification / name of part				
	Isuzu figure No.	QingLing figure No.	L/R	Qty.	Applicable models / applicable status / notes
					A B C D
					Wheelbase 2490mm
					Wheelbase 2765mm
					Wheelbase 3360mm
					Wheelbase 3815mm
1	--- Brake master cylinder assembly				
	8-97314-530-0			01	ABCD
2	--- Repair kit - Brake assembly				
	8-97130-470-0			01	ABCD
33	--- Plug screw-brake master cylinder				
	8-97186-696-0			01	ABCD
57	--- Joint-brake master cylinder				
	8-97130-441-0			01	ABCD (A)
	8-97130-442-0			01	ABCD (B)
76	--- Piston group- first level				
	8-97224-636-0			01	ABCD
77	--- Piston group-second level				
	8-97224-635-0			01	ABCD
78	--- Bushing- brake master cylinder				
	8-97130-454-0			01	ABCD (A)
	8-97217-310-0			01	ABCD (B)
79	--- Bushing				
	8-97130-462-0			02	ABCD

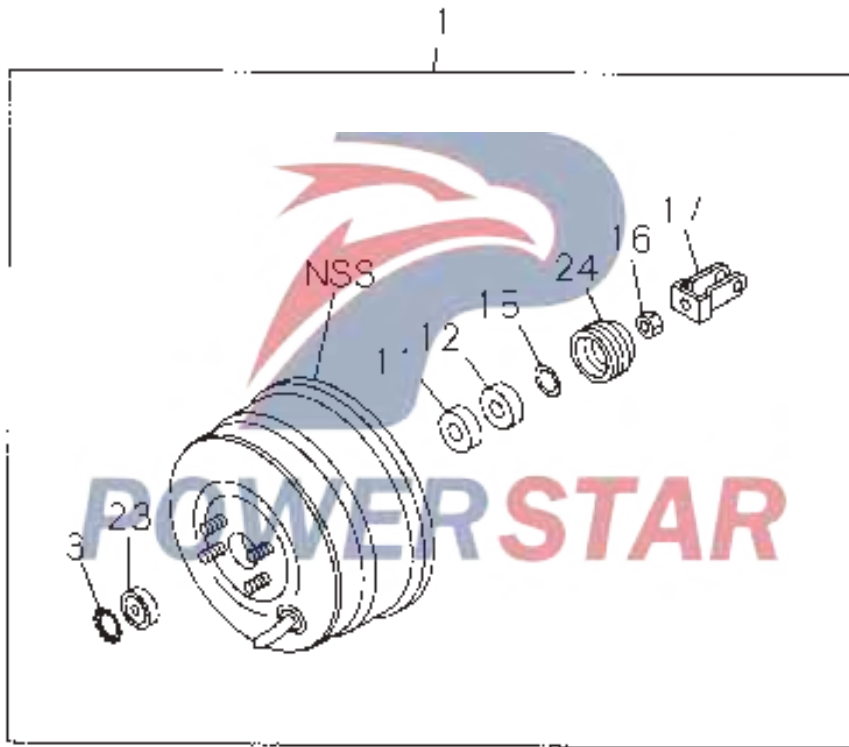
3-30		Brake master pump				
Figure No.		Recommended specification / name of part				
S/N	Isuzu figure No.	QingLing figure No.	L/R	Qty.	Applicable models / applicable status / notes	
					A	Wheelbase 2490mm
					B	Wheelbase 2765mm
					C	Wheelbase 360mm
					D	Wheelbase 815mm
80	---	Blanking cap-brake master cylinder				
	8-97130-448-0			01	ABCD	
81	---	Liner plate-joint				
	8-97315-168-0			01	ABCD	
82	---	Screw - liner				
	8-97130-446-0			02	ABCD	
87	---	Liner				
	8-97130-458-0			01	ABCD	



Vacuum booster assembly

3-31

Figure No.

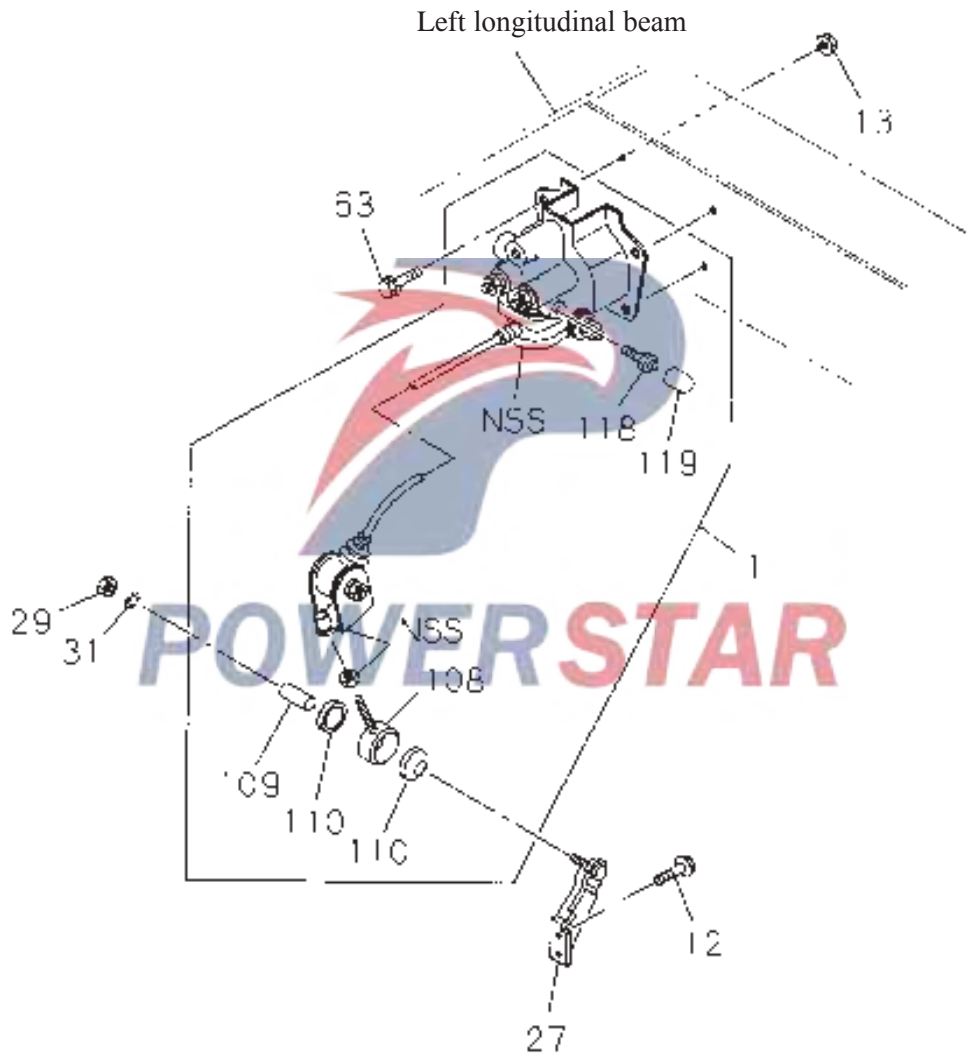


3-31		Vacuum booster assembly				
Figure No.		Recommended specification / name of part				
S/N	Isuzu figure No.	QingLing figure No.	L/R	Qty.	Applicable models / applicable status / notes	
					A	Wheelbase 2490mm
					B	Wheelbase 2765mm
					C	Wheelbase 360mm
					D	Wheelbase 3815mm
1	--- Vacuum booster					
	8-97162-798-1			01	ABCD	
3	---Locking gasket-vacuum booster					
	9-83315-319-0			01	ABCD	
11	---Gasket - vacuum booster					
	8-97205-576-0			01	ABCD	
12	--- Silencer-vacuum booster					
	8-97205-577-0			01	ABCD	
15	--- Locking gasket-vacuum booster					
	8-94375-083-0			01	ABCD	
16	--- nNut - vacuum booster					
	1-52319-008-0			01	ABCD	
17	---Clevis-vacuum booster					
	8-97224-610-0			01	ABCD	
23	---Sealing gasket- vacuum booster					
	8-97261-943-0			01	ABCD	
24	---Guard-vacuum booster					
	8-97205-578-0			01	ABCD	

Load-sensing proportion valve

3-45

Figure No.




3-45		Load-sensing proportion valve				
Figure No.		Recommended specification / name of part				
S/N	Isuzu figure No.	QingLing figure No.	L/R	Qty.	Applicable models / applicable status / notes	
					A	Wheelbase 2490mm
					B	Wheelbase 2765mm
					C	Wheelbase 3360mm
					D	Wheelbase 3815mm
1	--- Load sensing proportioning valve					
	8-94368-455-0			01	A	
12	--- Bolt - proportioning valve					
	0-28080-816-0	Q1840816		04	A	M8×16
13	--- Nut - proportioning valve					
	0-91150-108-0	Q32008		04	A	M8
27	--- Bracket - proportioning valve					
	8-97165-499-0	3506510-802		01	A	
29	---Nut					
	0-91150-108-0	Q32008		01	A	M8
31	---Large gasket					
	9-09160-708-0	Q40208		01	A	Inside diameter =8 Outer diameter = 22
63	---Bolt - proportioning valve					
	0-28080-816-0	Q1840816		04	A	M8×16
108	--- Hanger- proportioning valve					
	8-97173-366-0			01	A	
109	---Rod-proportioning valve					
	8-97139-186-0			01	A	
110	--- Bushing - proportioning valve					
	8-97145-631-0			02	A	

Load-sensing proportion valve

3-45

Figure No.

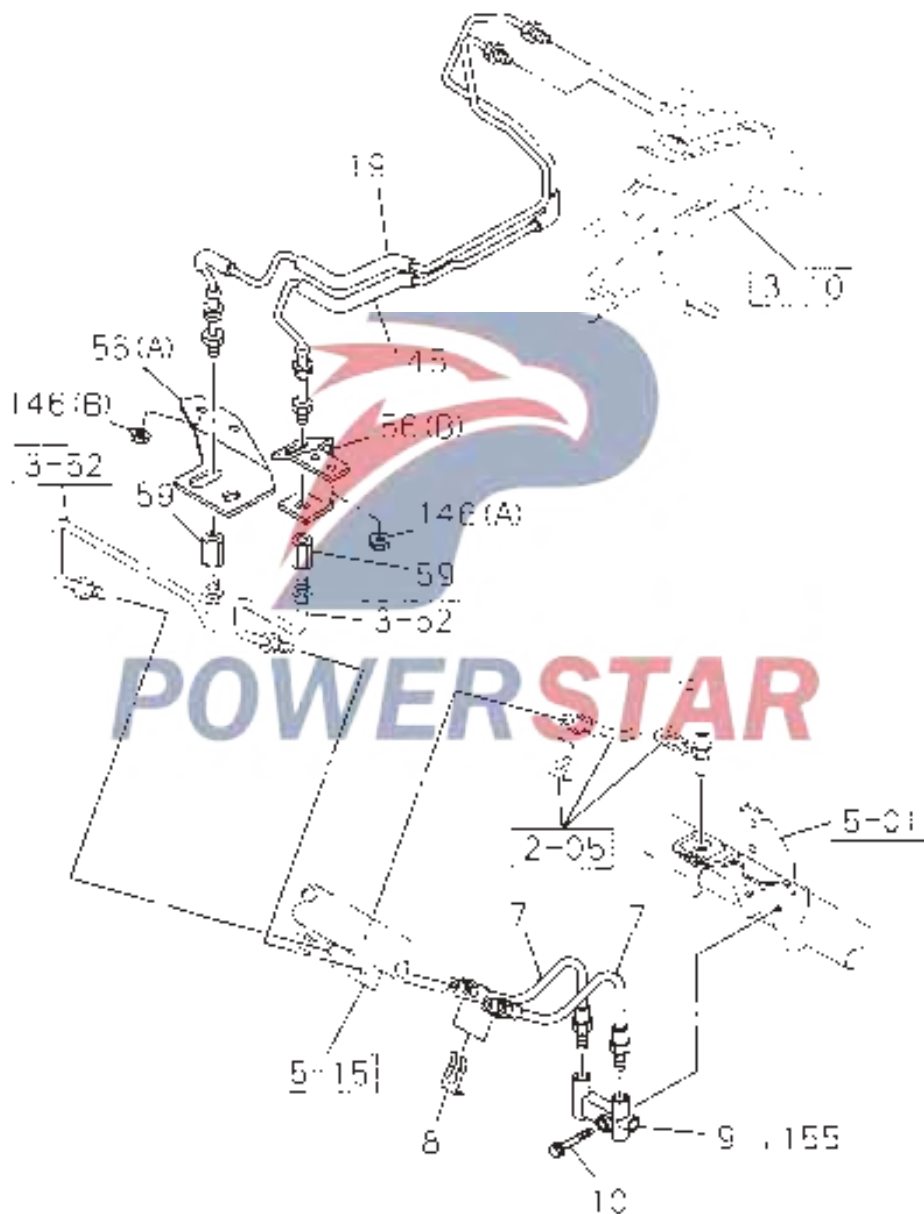
S/N	Recommended specification / name of part				
	Isuzu figure No.	QingLing figure No.	L/R	Qty.	Applicable models / applicable status / notes
					A B C D
					Wheelbase 490mm Wheelbase 765mm Wheelbase 360mm Wheelbase 815mm
118	---Screw 8-97093-663-0			01	A
119	--- Blocking 8-97093-662-0			01	A



3-50

Brake pipelines

Figure No.

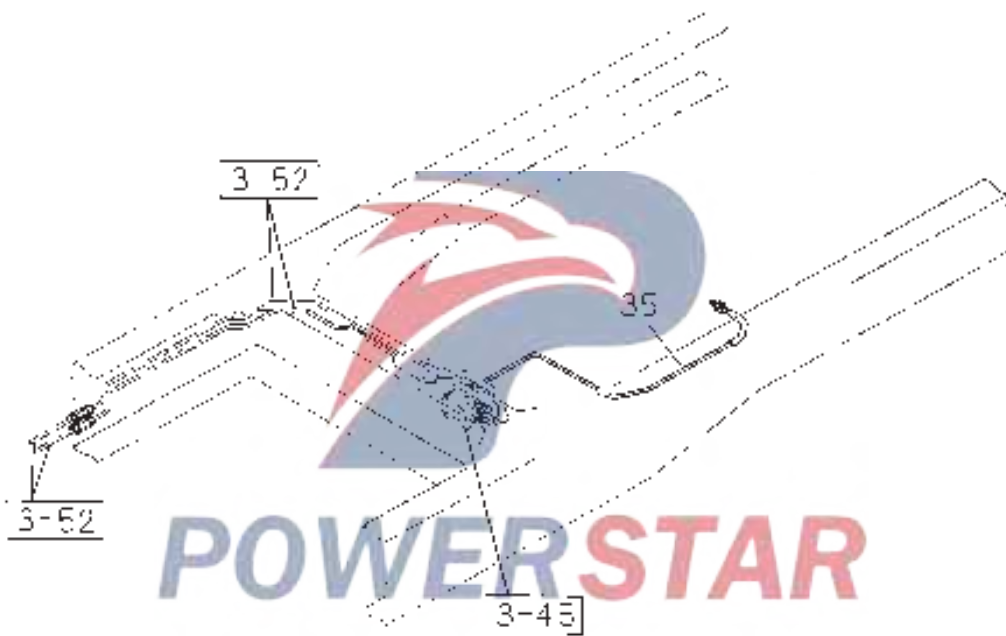


P-270

Brake pipelines

3-50

Figure No.



P-271

3-50		Brake pipelines					
Figure No.		Recommended specification / name of part					
S/N	Isuzu figure No.	QingLing figure No.	L/R	Qty.	Applicable models / applicable status / notes		
					A	Wheelbase 2490mm	
					B	Wheelbase 2765mm	
					C	Wheelbase 360mm	
					D	Wheelbase 3815mm	
7	--- Hose assembly-five-way joint and cab						
	8-97171-031-0			02	ABCD		
8	---Spring clamp-five-way joint						
	8-94167-006-0			02	ABCD		
9	--- Five-way connector						
	5-47456-009-1			01	BC	4JB1 engine	
					BCD	4KH1 engine	
10	--- Bolt- five-way joint and duple beam						
	0-28680-640-0	Q1840640		01	ABCD	M6×40	
19	---Rear brake tube assembly- indoor						
	8-97314-591-0	3506420-10		01	ABCD		
35	---Brake tube assembly- proportioning valve and rear axle						
	8-97259-533-1	3506210-802		01	A		
56	---Two-way brake pipe bracket						
	8-97102-365-0	3506611-803		01	ABCD	(A)	
	8-97102-366-2	3506612-803		01	ABCD	(B)	
59	--- Joint- two-way pipe						
	9-09227-005-0			02	ABCD	M10	

Brake pipelines

3-50

Figure No.

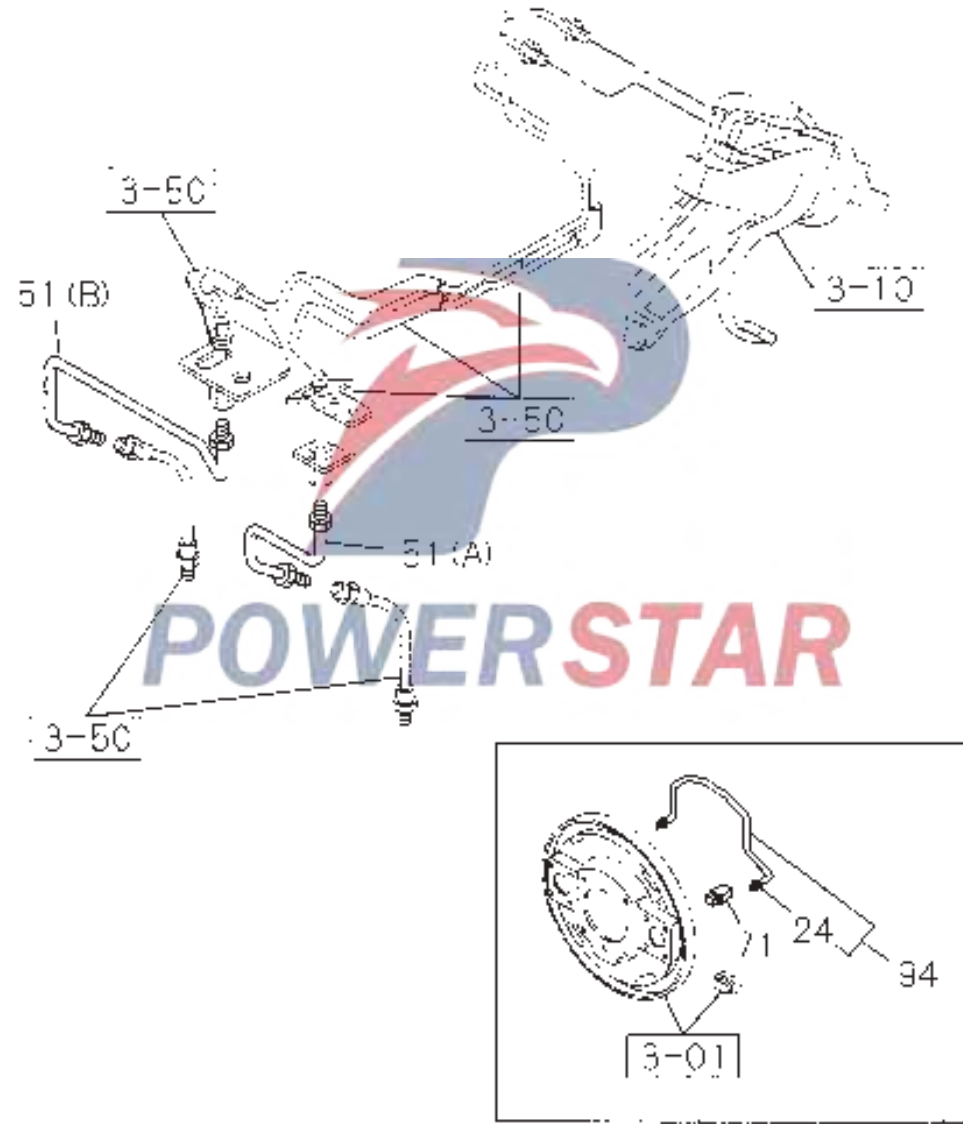
S/N	Recommended specification / name of part				
	Isuzu figure No.	QingLing figure No.	L/R	Qty.	Applicable models / applicable status / notes
					A B C D
					Wheelbase 490mm Wheelbase 2765mm Wheelbase 3360mm Wheelbase 815mm
145	--- Front brake tube assembly- indoor				
	8-97314-584-0	3506410-10		01	ABCD
146	--- Nut- bracket fixation				
	0-91150-106-0	Q32006		02	ABCD (A) M6
	0-91150-108-0	Q32008		02	ABCD (B) M8
155	--- Six-way connector				
	8-97120-033-2			01	ABC 4JB1 engine



3-52

Front brake pipelines

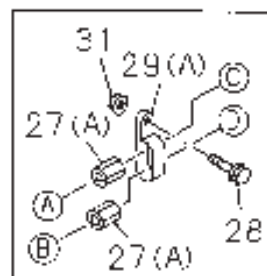
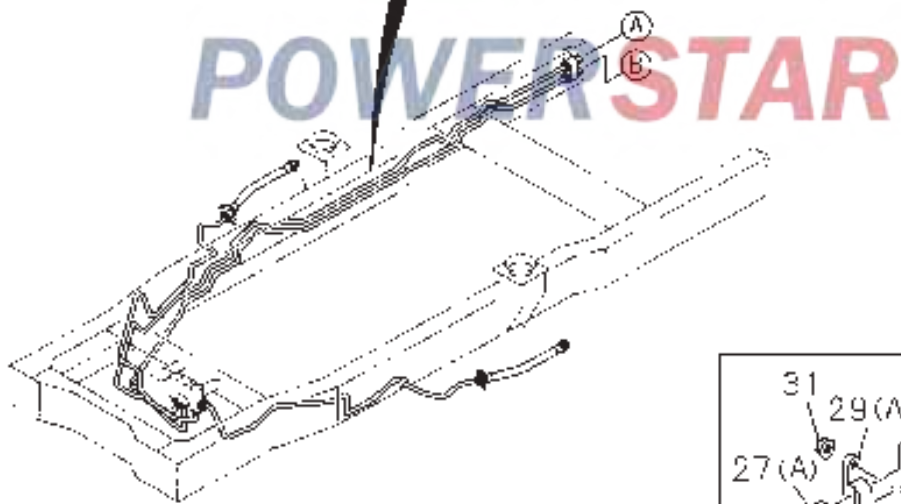
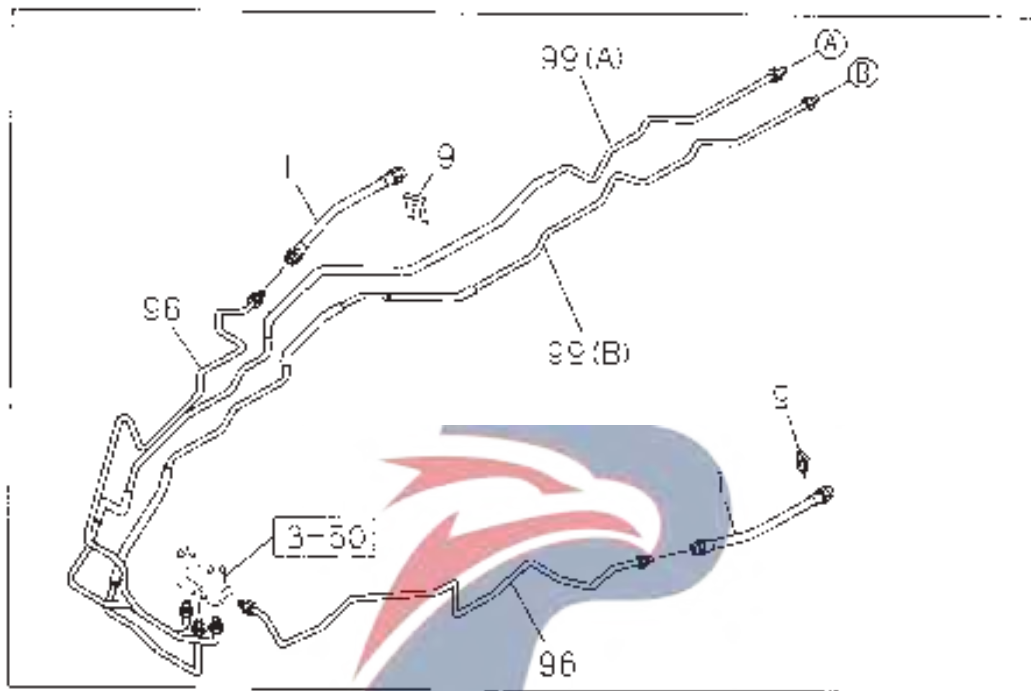
Figure No.



Front brake pipelines

3-52


Figure No.



3-52

Figure No.

Front brake pipelines

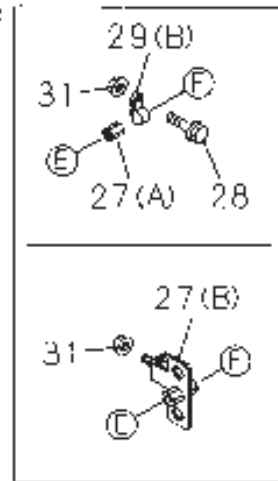
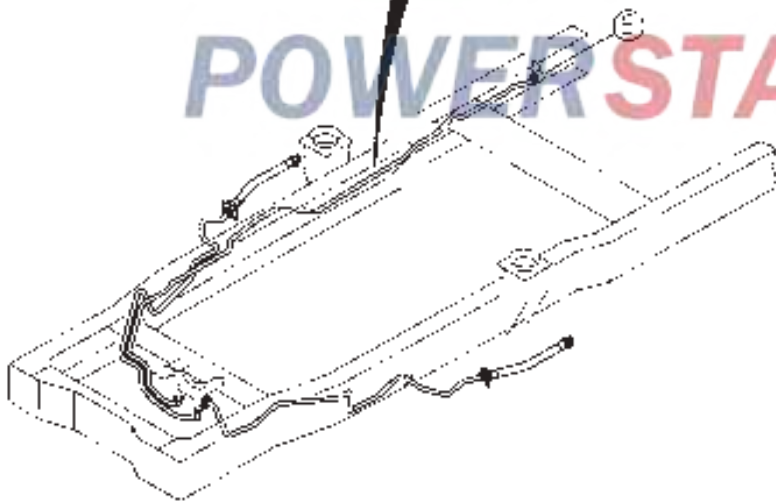
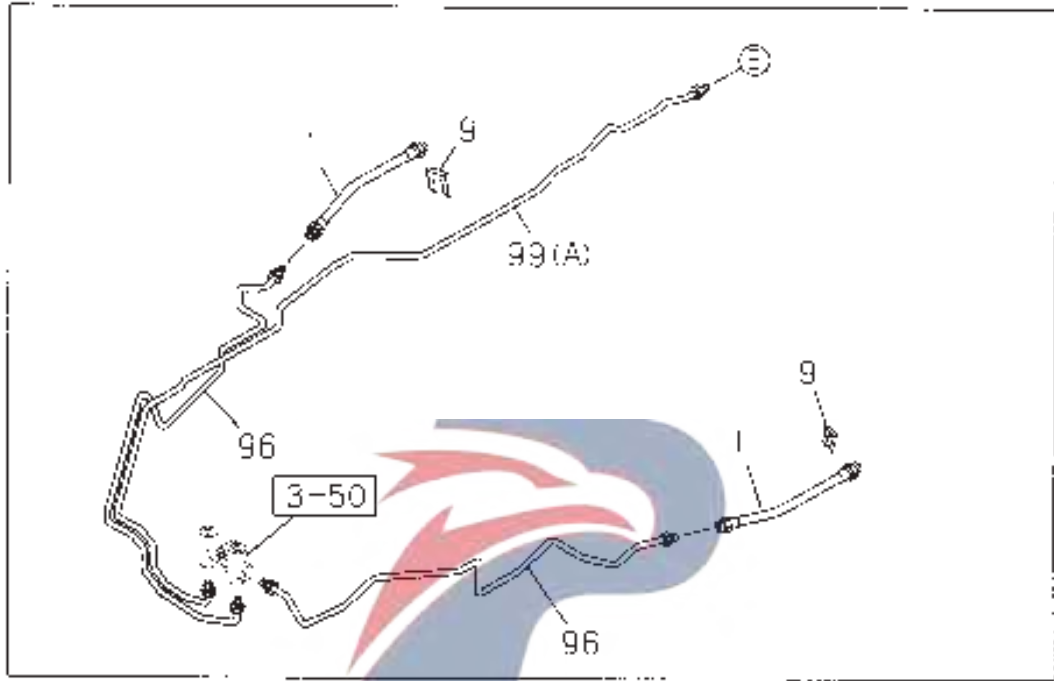


P-276

Front brake pipelines

3-52

Figure No.



3-52

Front brake pipelines

Figure No.



P-278

Front brake pipelines

3-52

Figure No.

S/N	Recommended specification / name of part				
	Isuzu figure No.	QingLing figure No.	L/R	Qty.	Applicable models / applicable status / notes
					A B C D
1	--- Front brake hose				
	8-97035-063-0			02	ABCD
9	--- Spring clamp				
	8-94137-662-0			02	ABCD
13	--- Brake tube assembly- two-way joint and rear axle				
	8-97178-897-0	3506210-861B		01	D 4KH1 engine
		3506210-15		01	C 4JB1 engine
		3506210-35		01	B 4JB1 engine
		3506210-850		01	C 4KH1 engine
		3506210-865		01	B 4KH1 engine
24	--- Nut				
	9-09217-625-0	3501362-10		02	ABCD
27	--- Joint- two-way pipe				
	9-09227-005-0			02	ABCD (A) M10
	8-97287-444-0			01	BCD 4KH1 engine (B)
28	--- Nut- clamping piece and right carling				
	0-28680-625-0	Q1840625		01	ABC 4JB1 engine M6×25

3-52		Front brake pipelines					
Figure No.		Recommended specification / name of part					
S/N	Isuzu figure No.	QingLing figure No.	L/R	Qty.	Applicable models / applicable status / notes		
					A	Wheelbase 2490mm	
					B	Wheelbase 2765mm	
					C	Wheelbase 3360mm	
					D	Wheelbase 3815mm	
29	--- Pipe clamping piece- two-way joint and right carling						
	9-09535-533-0	Q687142F4		01	A B	Only apply to 4JB1 engine with payload of less than 2T	
					(A)	Inner diameter=16×2	
	9-09525-532-0	3724555-805		01	B	4JB1 engine	
					C	4JB1 engine, only apply to those with payload of larger than 2T	
					(B)	Inner diameter=16×2 Length = 20	
31	--- Nut- clamping piece and right carling						
	0-91150-106-0	Q32006		01	ABCD	M6	
46	--- Brake tube assembly- two-way joint and proportioning valve						
	8-97208-981-1	3506140-802		01	A		
48	--- Brake tube assembly- two-way joint and proportioning valve						
	8-97208-980-1	3506160-802		01	A		
51	--- Brake tube assembly- to cab						
	8-97094-349-3	3506120-10		01	ABCD	(B)	
	8-97070-296-2	3506110-10		01	ABCD	(A)	
71	--- Rubber stopper						
	9-09756-034-0	3501364-10	L	02	ABCD		
94	--- Brake tube assembly- backing plate						
	8-97019-223-0		L	01	ABCD		
	8-97019-222-0		R	01	ABCD		

3-52

Front brake pipelines

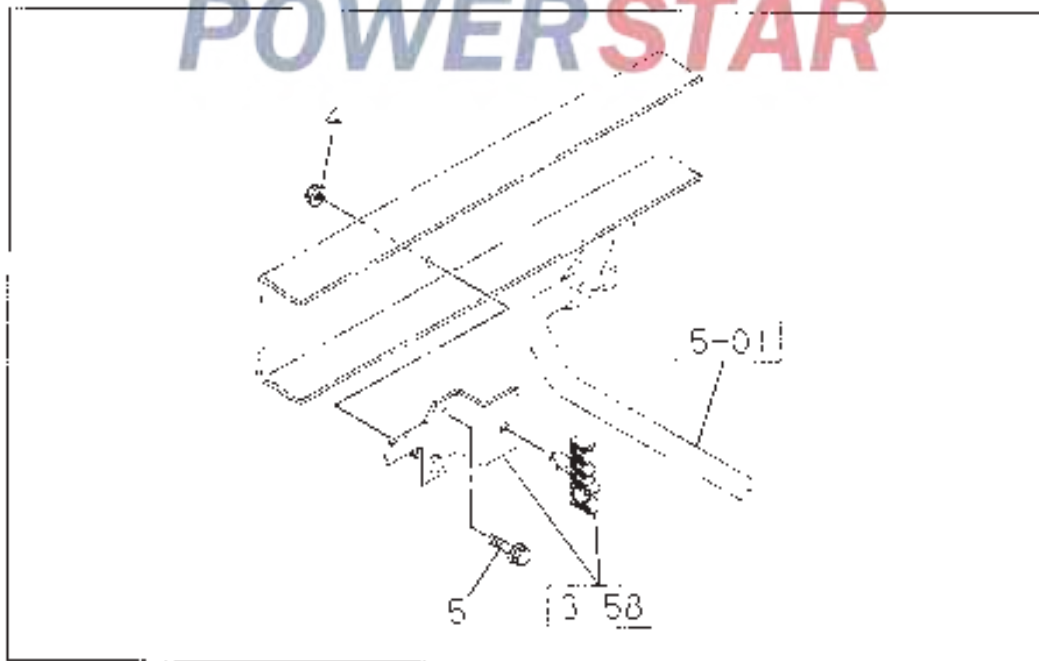
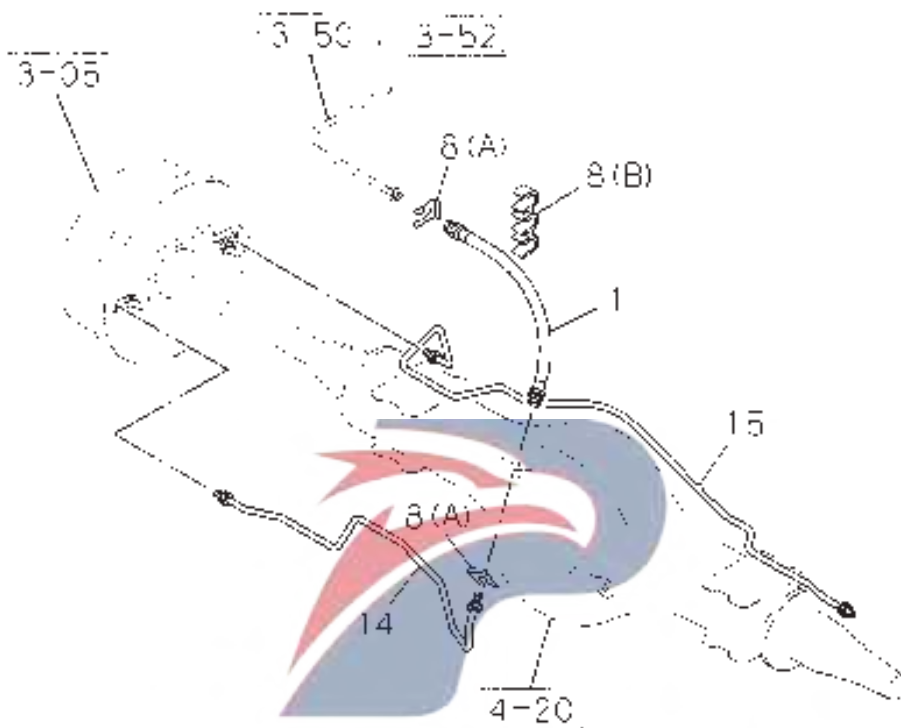
Figure No.

S/N	Recommended specification / name of part				
	Isuzu figure No.	QingLing figure No.	L/R	Qty.	Applicable models / applicable status / notes
					A B C D
96	--- Front brake tube assembly-six-way joint to right				
	8-97200-660-0	3506150-802	R	01	A
		3506150-10B	R		ABC 4JB1 engine
	8-97077-519-3	3506140-10	L	01	ABCD
	8-97091-666-3	3506150-10	R	01	BC 4JB1 engine
					BCD 4KH1 engine
99	--- Brake tube assembly- five (six)-way joint and two-way				
	8-97288-635-0	3506180-802		01	A (A)
		3506180-10B		01	B B4JB1 engine (B)
	8-97070-368-3	3506180-15		01	BC 4KH1 engine (A)
		3506180-861		01	BCD BC4JB1 engine

3-55

Rear brake pipelines

Figure No.



Rear brake pipelines

3-55

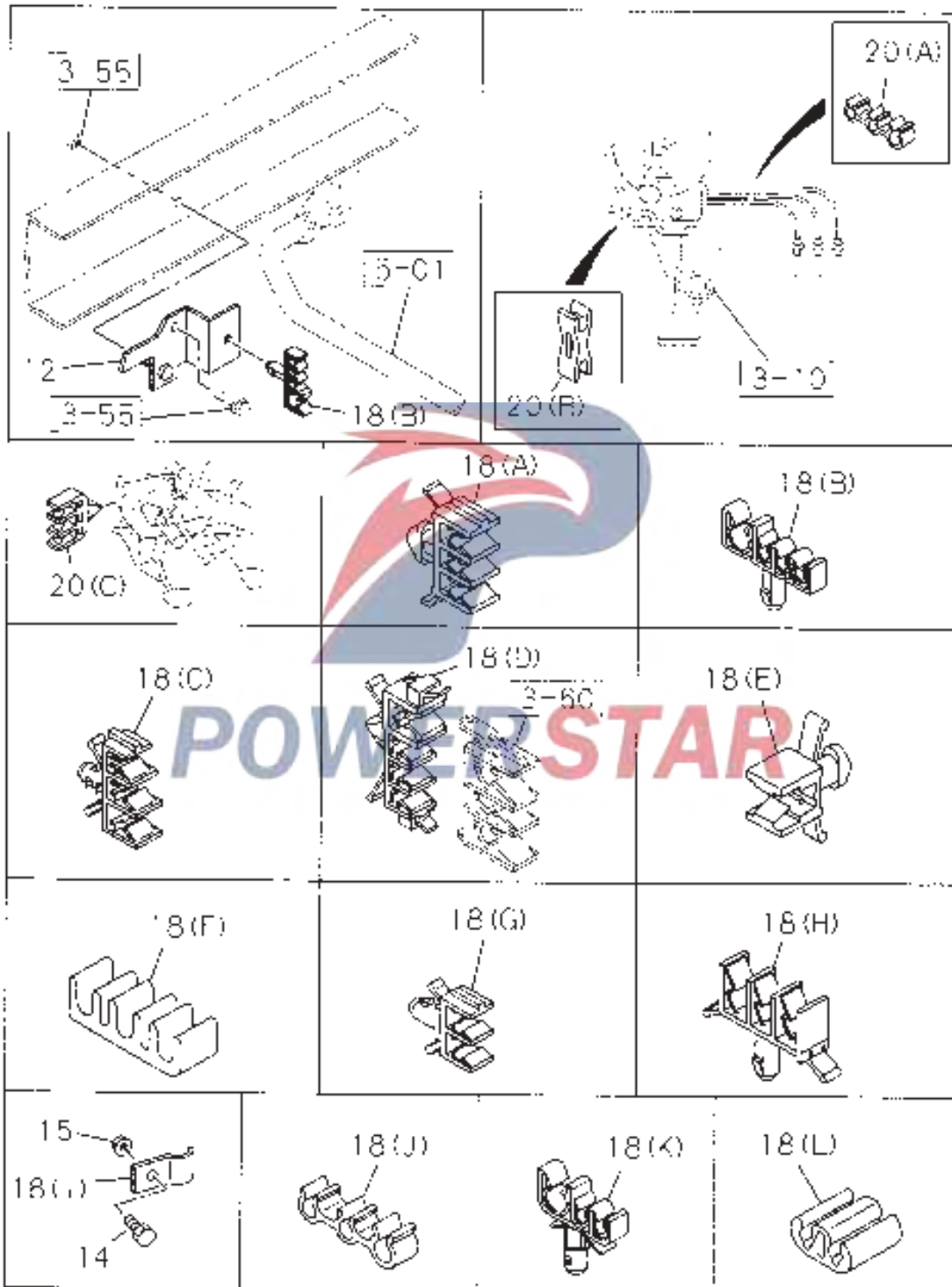
Figure No.

S/N	Recommended specification / name of part																						
	Isuzu figure No.	QingLing figure No.	L/R	Qty.	Applicable models / applicable status / notes																		
					A B C D	Wheelbase 2490mm Wheelbase 2765mm Wheelbase 3360mm Wheelbase 3815mm																	
1	<p>--- Brake hose-to rear axle</p> <table style="width: 100%; border-collapse: collapse;"> <tr> <td style="width: 15%; border-right: 1px solid black;">8-97035-574-0</td> <td style="width: 15%;"></td> <td style="width: 5%;"></td> <td style="width: 5%; text-align: center;">01</td> <td style="width: 5%; text-align: center;">ABCD</td> <td style="width: 20%;">Length = 370</td> </tr> </table>					8-97035-574-0			01	ABCD	Length = 370												
8-97035-574-0			01	ABCD	Length = 370																		
4	<p>--- Nut- bracket fixation</p> <table style="width: 100%; border-collapse: collapse;"> <tr> <td style="width: 15%; border-right: 1px solid black;">0-91150-106-0</td> <td style="width: 15%;"></td> <td style="width: 5%;"></td> <td style="width: 5%; text-align: center;">01</td> <td style="width: 5%; text-align: center;">BCD</td> <td style="width: 20%;">4KH1 engine M6</td> </tr> </table>					0-91150-106-0			01	BCD	4KH1 engine M6												
0-91150-106-0			01	BCD	4KH1 engine M6																		
5	<p>--- Bolt - bracket fixing</p> <table style="width: 100%; border-collapse: collapse;"> <tr> <td style="width: 15%; border-right: 1px solid black;">0-28680-625-0</td> <td style="width: 15%;"></td> <td style="width: 5%;"></td> <td style="width: 5%; text-align: center;">01</td> <td style="width: 5%; text-align: center;">BCD</td> <td style="width: 20%;">4KH1 engine M6×25</td> </tr> </table>					0-28680-625-0			01	BCD	4KH1 engine M6×25												
0-28680-625-0			01	BCD	4KH1 engine M6×25																		
8	<p>---Spring clamp- brake hose</p> <table style="width: 100%; border-collapse: collapse;"> <tr> <td style="width: 15%; border-right: 1px solid black;">8-94137-662-0</td> <td style="width: 15%;"></td> <td style="width: 5%;"></td> <td style="width: 5%; text-align: center;">02</td> <td style="width: 5%; text-align: center;">ABCD</td> <td style="width: 20%;">(A)</td> </tr> <tr> <td style="width: 15%; border-right: 1px solid black;">8-97076-471-0</td> <td style="width: 15%;"></td> <td style="width: 5%;"></td> <td style="width: 5%; text-align: center;">01</td> <td style="width: 5%; text-align: center;">ABCD</td> <td style="width: 20%;">Triple pipe clamp-five-way joint (B)</td> </tr> </table>					8-94137-662-0			02	ABCD	(A)	8-97076-471-0			01	ABCD	Triple pipe clamp-five-way joint (B)						
8-94137-662-0			02	ABCD	(A)																		
8-97076-471-0			01	ABCD	Triple pipe clamp-five-way joint (B)																		
14	<p>--- Rear brake tube assembly- rear brake hose to left</p> <table style="width: 100%; border-collapse: collapse;"> <tr> <td style="width: 15%; border-right: 1px solid black;">8-97076-838-2</td> <td style="width: 15%; border-right: 1px solid black;">3506250-10</td> <td style="width: 5%;"></td> <td style="width: 5%; text-align: center;">01</td> <td style="width: 5%; text-align: center;">A</td> <td style="width: 20%;"></td> </tr> <tr> <td></td> <td style="border-right: 1px solid black;">3506250-861/A</td> <td></td> <td style="text-align: center;">01</td> <td style="text-align: center;">D</td> <td>Only apply to wide-bodied vehicle model with 4KH1 engine</td> </tr> <tr> <td></td> <td style="border-right: 1px solid black;">8-97070-590-0</td> <td style="border-right: 1px solid black;">3506250-15</td> <td style="text-align: center;">01</td> <td style="text-align: center;">BCD</td> <td>Not apply to wide-bodied vehicle model with 4KH1 engine</td> </tr> </table>					8-97076-838-2	3506250-10		01	A			3506250-861/A		01	D	Only apply to wide-bodied vehicle model with 4KH1 engine		8-97070-590-0	3506250-15	01	BCD	Not apply to wide-bodied vehicle model with 4KH1 engine
8-97076-838-2	3506250-10		01	A																			
	3506250-861/A		01	D	Only apply to wide-bodied vehicle model with 4KH1 engine																		
	8-97070-590-0	3506250-15	01	BCD	Not apply to wide-bodied vehicle model with 4KH1 engine																		
15	<p>---Rear brake tube assembly- rear brake left to right</p> <table style="width: 100%; border-collapse: collapse;"> <tr> <td style="width: 15%; border-right: 1px solid black;">8-97089-922-0</td> <td style="width: 15%; border-right: 1px solid black;">3506260-10</td> <td style="width: 5%;"></td> <td style="width: 5%; text-align: center;">01</td> <td style="width: 5%; text-align: center;">A</td> <td style="width: 20%;"></td> </tr> <tr> <td></td> <td style="border-right: 1px solid black;">8-97034-530-0</td> <td style="border-right: 1px solid black;">3506260-15</td> <td style="text-align: center;">01</td> <td style="text-align: center;">BCD</td> <td>Only apply to wide-bodied vehicle model with 4KH1 engine</td> </tr> <tr> <td></td> <td style="border-right: 1px solid black;"></td> <td style="border-right: 1px solid black;">3506260-861/A</td> <td style="text-align: center;">01</td> <td style="text-align: center;">D</td> <td>Not apply to wide-bodied vehicle model with 4KH1 engine</td> </tr> </table>					8-97089-922-0	3506260-10		01	A			8-97034-530-0	3506260-15	01	BCD	Only apply to wide-bodied vehicle model with 4KH1 engine			3506260-861/A	01	D	Not apply to wide-bodied vehicle model with 4KH1 engine
8-97089-922-0	3506260-10		01	A																			
	8-97034-530-0	3506260-15	01	BCD	Only apply to wide-bodied vehicle model with 4KH1 engine																		
		3506260-861/A	01	D	Not apply to wide-bodied vehicle model with 4KH1 engine																		

3-58

Fixed devices for brake pipelines

Figure No.



Fixed devices for brake pipelines

3-58

Figure No.

S/N	Recommended specification / name of part				
	Isuzu figure No.	QingLing figure No.	L/R	Qty.	Applicable models / applicable status / notes
					A B C D
12	--- Bracket-oil tube clamp				
	8-97349-917-0	3507331-850		01	BCD 4KH1 engine
14	--- Bolt				
	0-28680-820-0			02	BCD 4KH1 engine M8×20
15	--- Nut				
	0-91150-108-0			02	BCD 4KH1 engine M8
18	--- Pipe clamp				
	8-94389-060-0			01	BCD 4KH1 engine (L) Inner diameter=4.8 Height = 11
	8-94249-689-2		L	01	A Hard tube to five-way (A) Height = 29
	8-94249-689-2		L	01	B 4JB1 engine only applies to vehicle model with payload of less than 2T Hard tube to five-way (A) Height = 29
	8-97064-484-1		R	05	B 4JB1 engine only applies to vehicle model with payload of less than 2T Hard tube to two-way (C) Inner diameter=4.8 and 6.4 and 10
	8-97064-484-1		R	05	A 4JB1 engine only crew cab Hard tube to two-way (C) Inner diameter=4.8 and 6.4 and 10

3-58		Fixed devices for brake pipelines			
Figure No.					
S/N	Recommended specification / name of part				
	Isuzu figure No.	QingLing figure No.	L/R	Qty.	Applicable models / applicable status / notes
					A Wheelbase 2490mm B Wheelbase 2765mm C Wheelbase 360mm D Wheelbase 815mm
18	--- Pipe clamp				
	8-94249-689-2			02	ABCD Hard tube to two-way (A) Height = 29
	8-94249-689-2			02	A 4JB1 engine B 4JB1 engine only applies to vehicle model with payload of less than 2T Hard tube to five-way (A) Height = 29
	8-94131-710-2			01	BC 4JB1 engine does not apply to vehicle model with payload of less than 2T Duple pipe to five-way (H)
	8-94249-685-0	3506511-850		02	BC Inner diameter=6.5 and 4.8 Height = 26 The 4JB1 engine is not suitable for any vehicle of 2t or below. Hard tube to carling (E)
	8-94249-685-0	3506311-850		03	BCD Inner diameter=4.8 Height = 26 4KH1 engine Hard tube to carling (E)
	8-97064-484-1			06	A Inner diameter=4.8 Height = 26 4JB1 engine only applies to single cab BC The 4JB1 engine is not suitable for any vehicle of 2t or below. Hard tube to two-way (C) Inner diameter=4.8 and 6.4 and 10

Fixed devices for brake pipelines

3-58

Figure No.

S/N	Recommended specification / name of part				Applicable models / applicable status / notes	
	Isuzu figure No.	QingLing figure No.	L/R	Qty.	A	B
					Wheelbase 2490mm	
					Wheelbase 2765mm	
					Wheelbase 360mm	
					Wheelbase 815mm	
18	---Pipe clamp					
	8-97064-484-1			01	AB	4JB1 engine only applies to vehicle model with payload of less than 2T two-way to five-way (C) Inner diameter=4.8 and 6.4 and 10
	8-94316-410-0		R	01	BC	4JB1 engine (G) Height =33 Inner diameter =4.8
	8-94316-410-0		R	01	AB	4JB1 engine does not apply to vehicle model with payload of more than 2T (G) Height =33 Inner diameter =4.8
	8-94249-685-0	3506311-850		02	ABC	4JB1 engine Hard tube to carling (E) Inner diameter=4.8 Height = 26
	8-97168-819-0			02	BCD	4KH1 engine (B) Inner diameter =10 and 4.8×3
	8-97326-158-1	3506315-801		01	BCD	4KH1 engine Hard tube to two-way (D)
	8-97326-158-1		L	02	BCD	4KH1 engine (D)
	8-97326-158-1	3506315-801		01	A	4 JB1 engine only applies to crew-cab Hard tube to two-way (D)
	8-97326-158-1	3506315-801		01	B	4JB1 engine only applies to vehicle model with payload of less than 2T Hard tube to two-way (D)

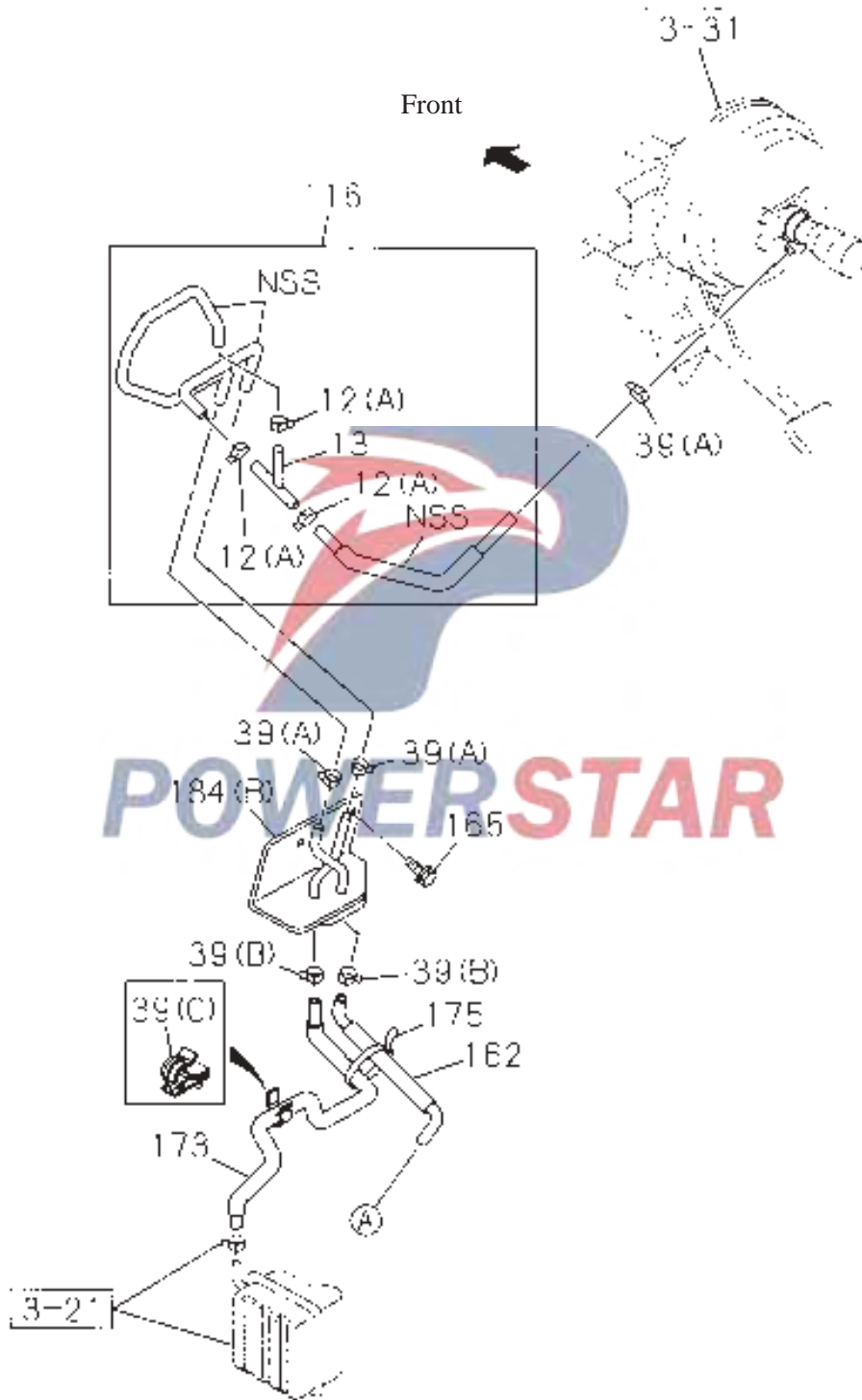
3-58		Fixed devices for brake pipelines				
Figure No.						
S/N	Recommended specification / name of part					
	Isuzu figure No.	QingLing figure No.	L/R	Qty.	Applicable models / applicable status / notes	
					A Wheelbase2490mm	
					B Wheelbase2765mm	
					C Wheelbase3360mm	
					D Wheelbase3815mm	
18	--- Recommended specification / name of part					
	8-97254-201-0		L	03	BCD 4KH1 engine (K) Inner diameter =4.76 and 6.35 and 12	
	8-97236-158-1		L	02	BCD 4KH1 engine Hard tube to carling (D)	
	8-97236-158-1			03	BCD 4KH1 engine (D)	
	8-97236-158-1	3506315-801	R	01	A 4JB1 engine, crew-cab B 4JB1 engine Hard tube to two-way (D)	
20	--- Pipe clamp					
	8-94146-043-0			03	ABCD Fixation clamp-brake (A) Inner diameter =6.4 and 4.8×2	
	8-94241-454-0			01	ABCD X-clamp- brake (B) Inside diameter =4.6	
	8-94250-923-2			01	ABCD Fixation clamp-brake (C)	

Vacuum brake pipelines

Single cab

3-60

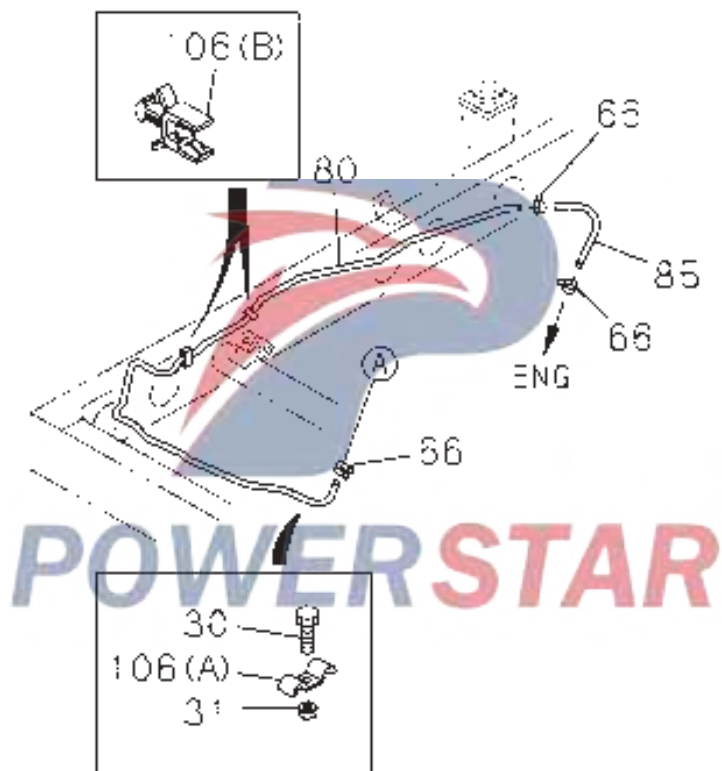
Figure No.



3-60

Vacuum brake pipelines 4JB1 engine

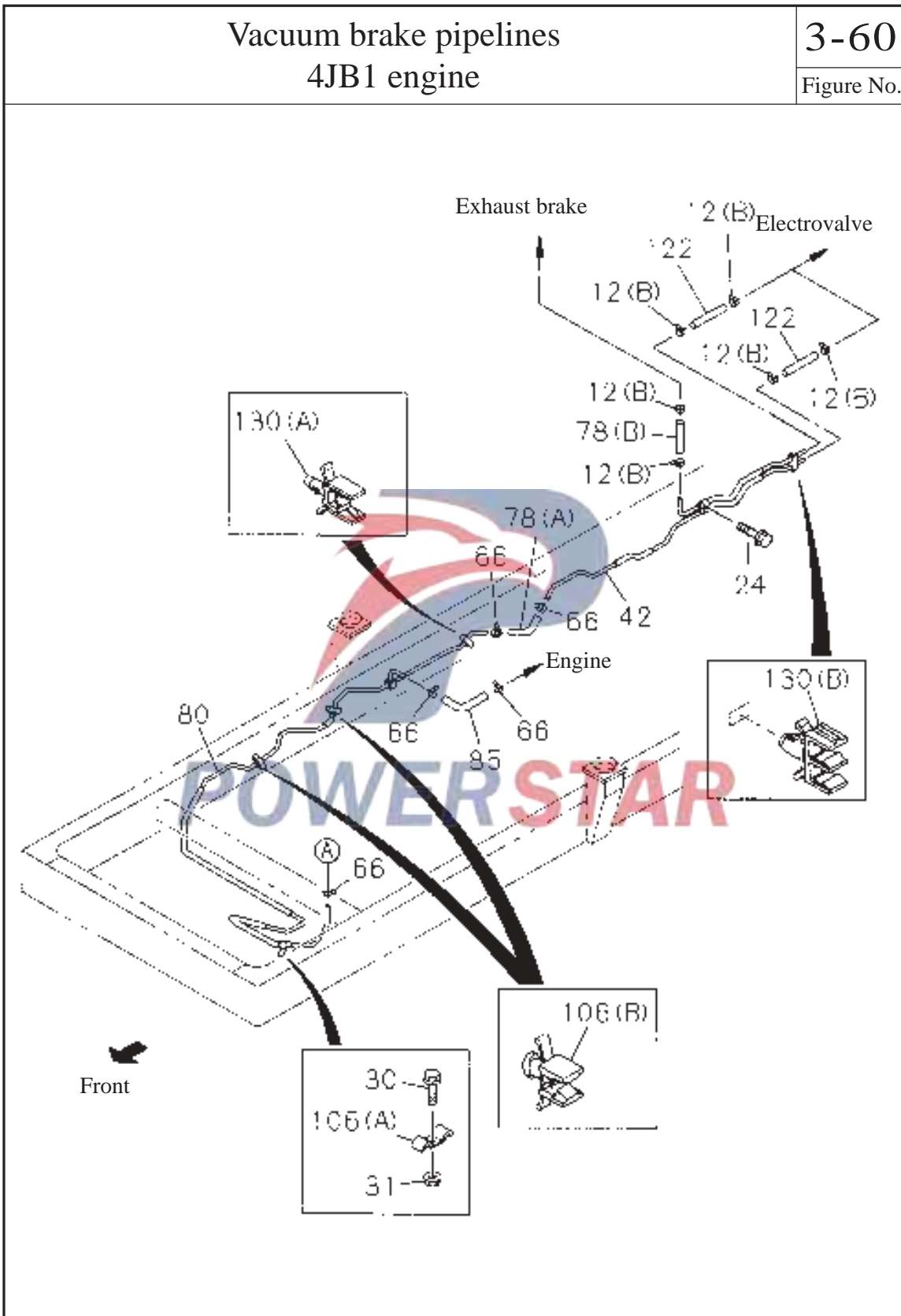
Figure No.



Vacuum brake pipelines 4JB1 engine

3-60

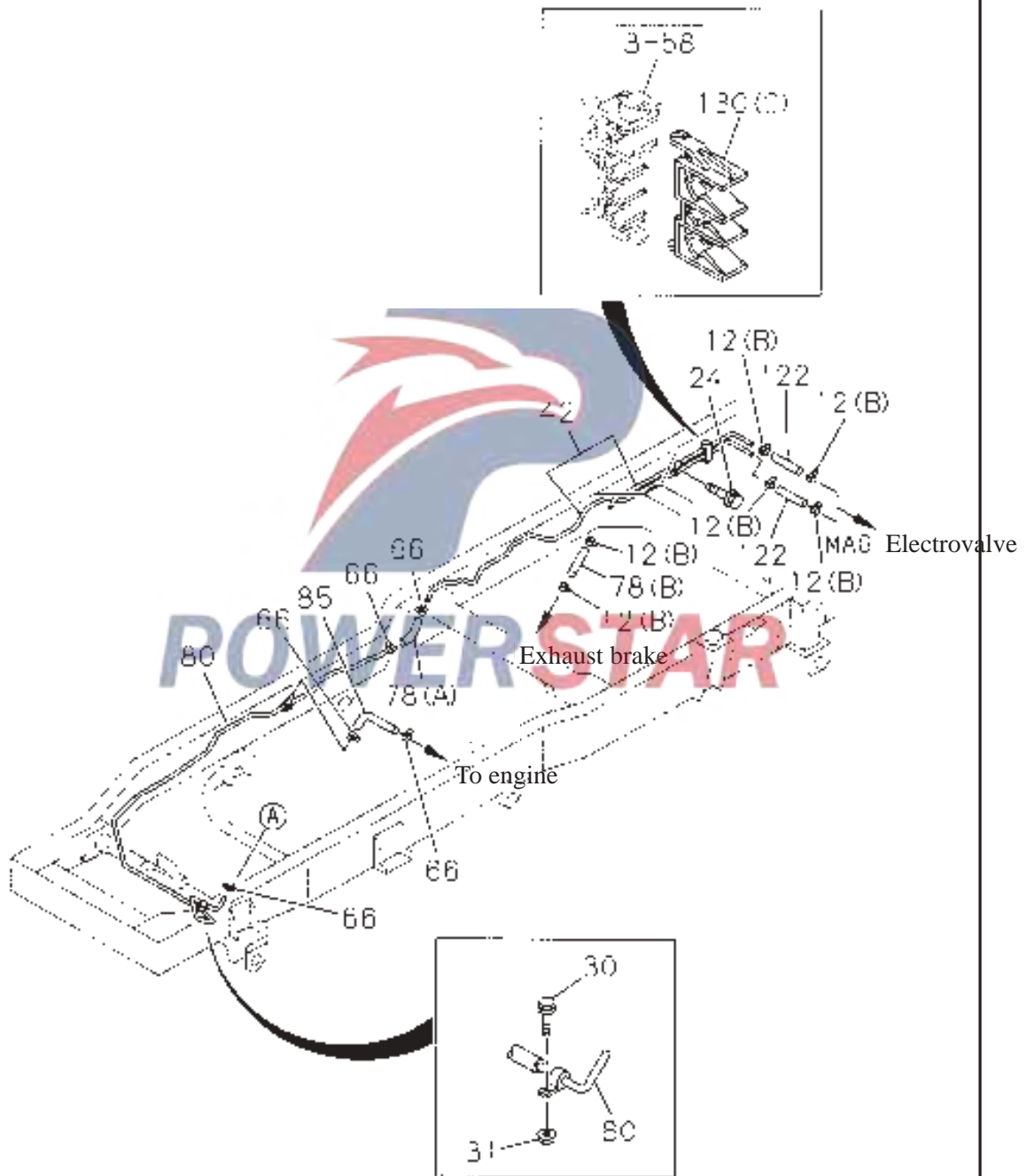
Figure No.



3-60

Vacuum brake pipelines 4KH1 engine


Figure No.



Vacuum brake pipelines

3-60

Figure No.



3-60		Vacuum brake pipelines					
Figure No.		Recommended specification / name of part					
S/N	Isuzu figure No.	QingLing figure No.	L/R	Qty.	Applicable models / applicable status / notes		
					A	Wheelbase 2490mm	
					B	Wheelbase 2765mm	
					C	Wheelbase 3360mm	
					D	Wheelbase 3815mm	
12	--- Spring tube clamp- rubber hose						
	8-94238-568-0	5510101-44		03	ABCD	(B) Inside diameter =16	
13	--- Three-way connectin pipe						
	8-94441-184-0			01	ABCD		
24	--- Bolt - bracket						
	0-28680-825-0	Q1840825		01	BC	4JB1 engine does not apply to vehicle model with payload of less than 2T	
					BCD	4KH1 engine M8×25	
30	--- Bolt - vacuum tube clamping piece						
	0-28680-620-0	Q1840620		01	ABCD	M8×20	
31	--- Nut - vacuum tube clamping piece						
	0-91150-106-0			01	ABCD	M6	
39	--- Fixation clamp- vacuum tube clamping piece						
	5-09707-023-2			02	ABCD	(B) Inside diameter =16	
	8-94238-568-0	3510101-44		03	ABCD	(A) Inside diameter =16	

Vacuum brake pipelines

3-60

Figure No.

S/N	Recommended specification / name of part				
	Isuzu figure No.	QingLing figure No.	L/R	Qty.	Applicable models / applicable status / notes
					A
					Wheelbase 2490mm
					Wheelbase 2765mm
					Wheelbase 3360mm
					Wheelbase 3815mm
39	--- Fixation clamp - vacuum hose				
	8-97077-492-0			01	ABCD (C)
42	--- Vacuum tube				
	8-97225-306-1	3506320-25		01	C 4JB1 engine
		3506320-36		01	B 4KH1 engine
		3506320-850		01	C 4KH1 engine
		3506320-861		01	D 4KH1 engine
66	--- Spring tube clamp- rubber hose				
	8-94238-568-0	3501101-44		05	AB 4JB1 engine only applies to vehicle model with payload of less than 2T Inside diameter =16
	8-94238-568-0	3501101-44		05	BC The 4JB1 engine is not suitable for any vehicle of 2t or below. BCD 4KH1 engine Outer diameter =16
78	--- Vacuum hose				
	8-97028-386-2	3506514-803		01	BC BCD 4KH1 engine (B)
	0-08208-350-0	3506513-803		02	BCD 4KH1 engine (A) Length = 140
	0-08208-350-0	3506513-803		02	BC The 4JB1 engine is not suitable for any vehicle of 2t or below. (B) Length = 230
80	--- Vacuum tube- engine side				
	8-97161-684-0	3506310-25		01	BC The 4JB1 engine is not suitable for any vehicle of 2t or below. BCD 4KH1 engine

3-60		Vacuum brake pipelines				
Figure No.		Recommended specification / name of part				
S/N	Isuzu figure No.	QingLing figure No.	L/R	Qty.	Applicable models / applicable status / notes	
					A	B
						Wheelbase 2490mm
						Wheelbase 2765mm
						Wheelbase 3360mm
						Wheelbase 3815mm
80	--- Vacuum tube- engine side					
	8-97161-684-0			01	ABC	4JB1 engine
	8-97178-175-0	3506310-10		01	AB	4JB1 engine only applies to vehicle model with payload of less than 2T
85	--- Vacuum hose					
	8-94438-246-0	3506511-803		01	ABCD	Length = 130
106	--- Pipe clamp- vacuum tube and left carling					
	1-09700-070-0	3506721-803		01	ABC	B4JB1 engine (A) Inner diameter =7 and 13
	8-94249-686-1	3506312-850	R	02	ABC	4JB1 engine (B) Inner diameter =10 Height =36
116	--- Vacuum hose assembly					
	8-97314-597-0			01	ABCD	
122	--- Hose					
	0-08258-300-0			02	ABC	4JB1 engine Length = 300
	0-08258-300-0			02	BCD	4KH1 engine Length = 180
130	--- Spring tube clamp					
	8-97018-546-0	3506724-803	R	01	BC	The 4JB1 engine is not suitable for any vehicle of 2t or below. (B) Height =33 Inner diameter =10

Vacuum brake pipelines

3-60

Figure No.

S/N	Recommended specification / name of part								
	Isuzu figure No.	QingLing figure No.	L/R	Qty.	Applicable models / applicable status / notes				
					A B C D	Wheelbase 2490mm Wheelbase 2765mm Wheelbase 3360mm Wheelbase 3815mm			
130	--- Spring tube clamp								
	8-97326-157-1	1104111-801		01	<table style="width: 100%; border-collapse: collapse;"> <tr> <td style="width: 10%; text-align: center;">BCD</td> <td>4KH1 engine</td> </tr> <tr> <td style="text-align: center;">ABC</td> <td>4JB1 engine, only for crew cab</td> </tr> </table>	BCD	4KH1 engine	ABC	4JB1 engine, only for crew cab
BCD	4KH1 engine								
ABC	4JB1 engine, only for crew cab								
162	--- Vacuum hose assembly								
	8-97078-785-0			01	<table style="width: 100%; border-collapse: collapse;"> <tr> <td style="width: 10%; text-align: center;">ABCD</td> <td></td> </tr> </table>	ABCD			
ABCD									
165	--- Bolt - bracket fixing								
	0-28680-616-0	Q1840616		02	<table style="width: 100%; border-collapse: collapse;"> <tr> <td style="width: 10%; text-align: center;">ABCD</td> <td></td> </tr> <tr> <td></td> <td style="text-align: right;">M6×16</td> </tr> </table>	ABCD			M6×16
ABCD									
	M6×16								
173	--- Vacuum hose assembly								
	8-97129-872-0			01	<table style="width: 100%; border-collapse: collapse;"> <tr> <td style="width: 10%; text-align: center;">ABCD</td> <td></td> </tr> </table>	ABCD			
ABCD									
175	--- Strap- vacuum hose								
	1-09987-136-0	3504125-803		01	<table style="width: 100%; border-collapse: collapse;"> <tr> <td style="width: 10%; text-align: center;">ABCD</td> <td></td> </tr> <tr> <td></td> <td style="text-align: right;">Length = 219.5</td> </tr> </table>	ABCD			Length = 219.5
ABCD									
	Length = 219.5								
184	--- Two way tube bracket								
	8-97094-014-3	3506630-803		01	<table style="width: 100%; border-collapse: collapse;"> <tr> <td style="width: 10%; text-align: center;">ABCD</td> <td></td> </tr> <tr> <td></td> <td style="text-align: right;">(A)</td> </tr> </table>	ABCD			(A)
ABCD									
	(A)								
	8-97094-377-4	3506620-803		01	<table style="width: 100%; border-collapse: collapse;"> <tr> <td style="width: 10%; text-align: center;">ABCD</td> <td></td> </tr> <tr> <td></td> <td style="text-align: right;">(B)</td> </tr> </table>	ABCD			(B)
ABCD									
	(B)								
200	--- Washer nut - two-way tube bracket								
	8-94463-268-1			02	<table style="width: 100%; border-collapse: collapse;"> <tr> <td style="width: 10%; text-align: center;">ABCD</td> <td></td> </tr> <tr> <td></td> <td style="text-align: right;">Height = 15</td> </tr> </table>	ABCD			Height = 15
ABCD									
	Height = 15								

3-60		Vacuum brake pipelines				
Figure No.		Recommended specification / name of part				
S/N	Isuzu figure No.	QingLing figure No.	L/R	Qty.	Applicable models / applicable status / notes	
					A	B
						Wheelbase 490mm
						Wheelbase 2765mm
						Wheelbase 3360mm
						Wheelbase 3815mm
201	--- Screw - two-way tube bracket					
	0-74305-516-0	3504124-803		02	ABCD	M5×16
202	--- Seal cover plate					
	5-76777-036-0			01	ABCD	Outer diameter=20 Thickness = 0.05




Table of contents of 4KH1-TC engine

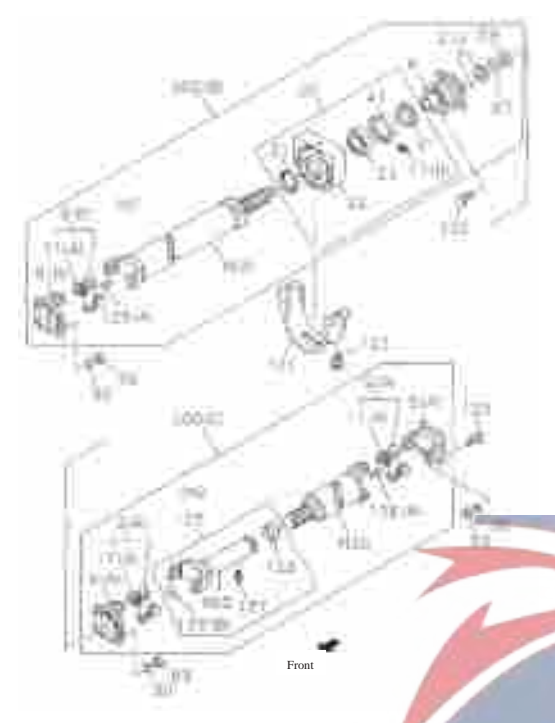


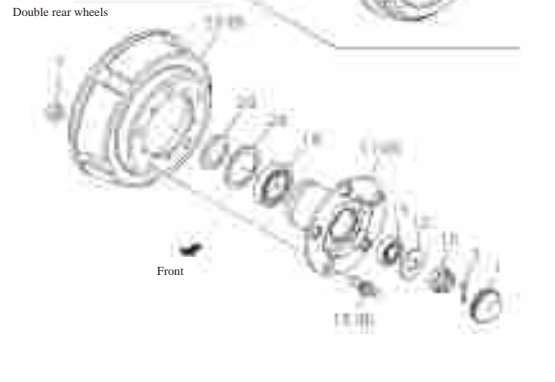

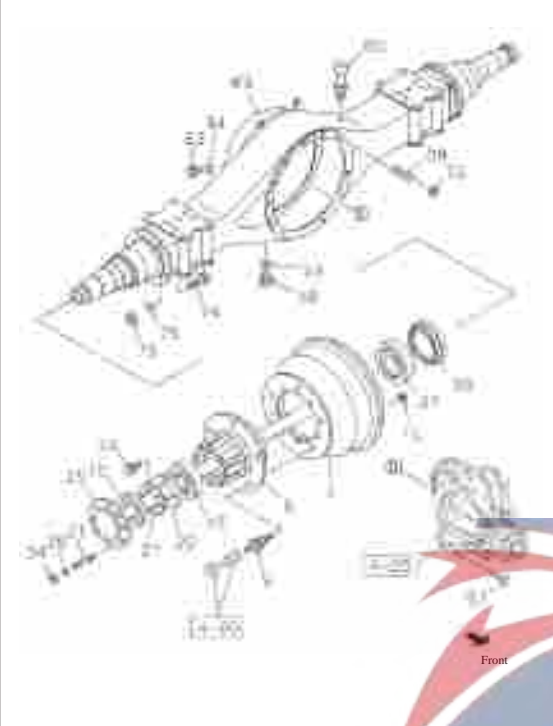

<p>Drive shaft Middle wheelbase</p>	<p>4-01 Figure No.</p>	<p>4-10 Figure No.</p>	<p>Front shaft</p>
 <p>Front</p>			 <p>Front</p> <p>Right side</p> <p>Left side</p>
<p>P- 301</p>		<p>P- 308</p>	
<p>Front hub and front brake drum</p>	<p>4- 11 Figure No.</p>	<p>Rear-axle housing and half axle Single wheel</p>	<p>4-20 Figure No.</p>
<p>Single wheel</p>  <p>Front</p> <p>Double rear wheels</p>  <p>Front</p>			 <p>Front</p>
<p>P- 313</p>		<p>P- 317</p>	

Table of contents of 4KH1-TC engine

<p>4-20 Figure No.</p>	<p>Rear-axle housing and half axle Double rear wheels</p>	<p>Rear-axle housing and half axle</p>	<p>4-20 Figure No.</p>
			
<p>P- 318</p>		<p>P- 319</p>	

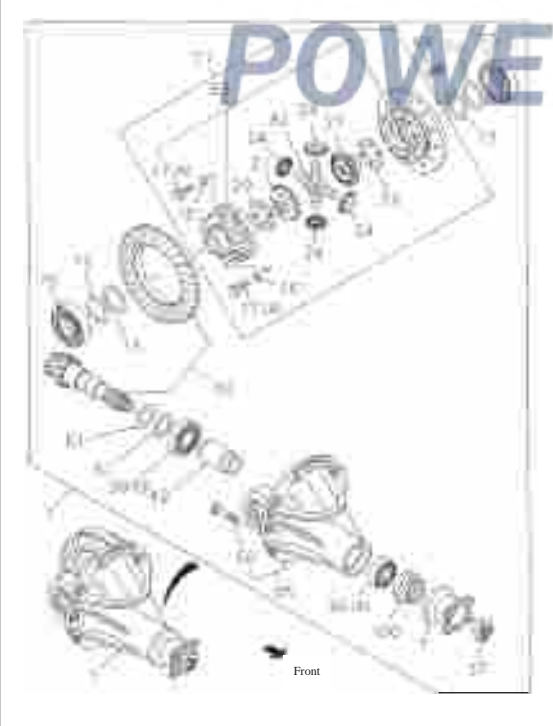
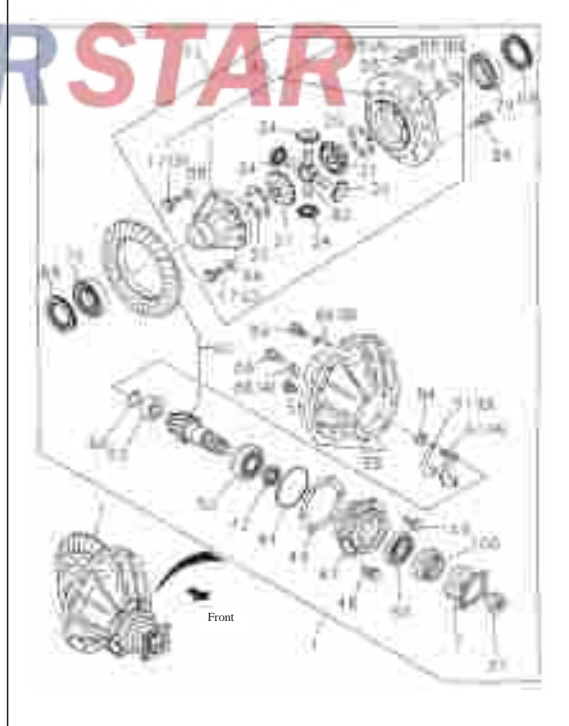
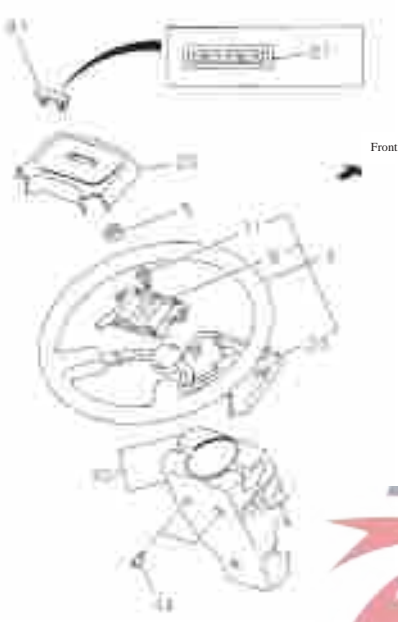
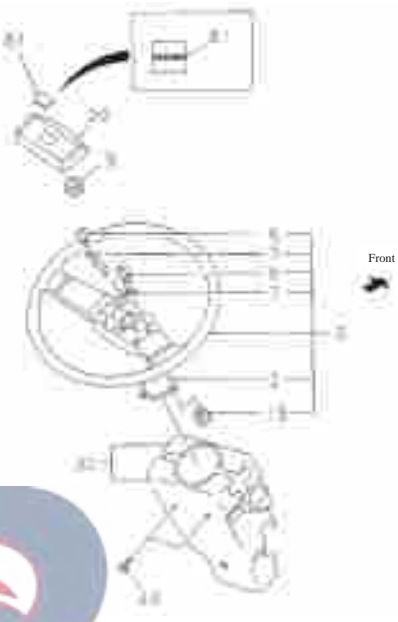
<p>4-25 Figure No.</p>	<p>Rear-axle main reducer Single wheel</p>	<p>Rear-axle main reducer Double rear wheels</p>	<p>4-25 Figure No.</p>
			
<p>P- 326</p>		<p>P- 327</p>	

Table of contents of 4KH1-TC engine

<p>4-30 Figure No.</p>	<p>Steering wheel and steering pillar housing</p>	<p>Steering wheel and steering pillar housing</p>	<p>4-30 Figure No.</p>
			
<p>P- 338</p>		<p>P- 339</p>	



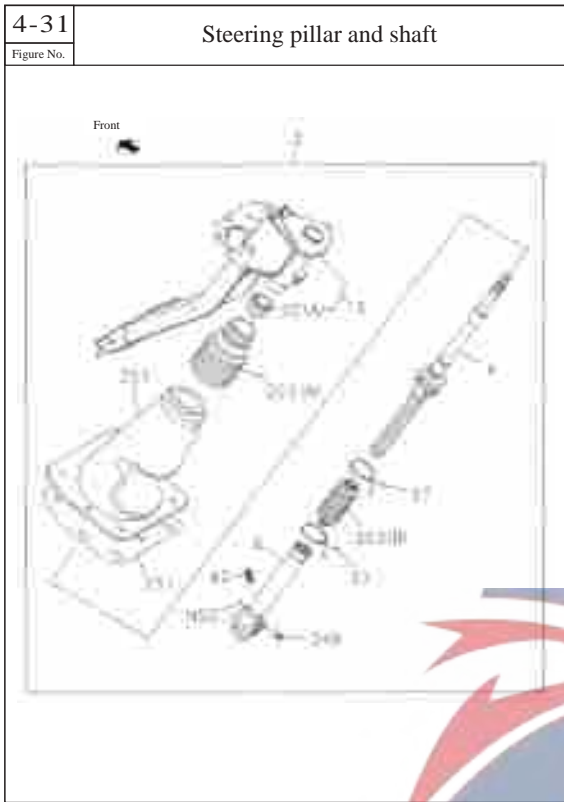
<p>4-31 Figure No.</p>	<p>Steering pillar and shaft</p>	<p>Steering pillar and shaft</p>	<p>4-31 Figure No.</p>
			
<p>P- 342</p>		<p>P- 343</p>	

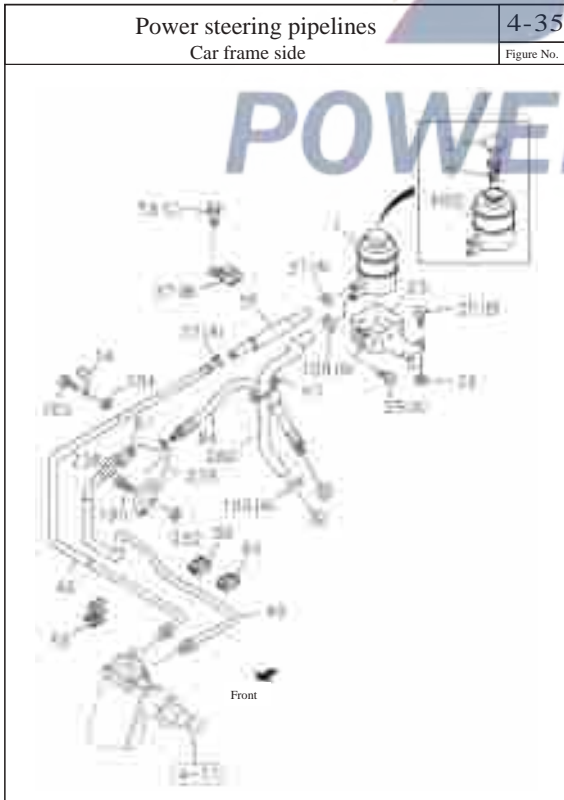
Table of contents of 4KH1-TC engine



P- 344



P- 351

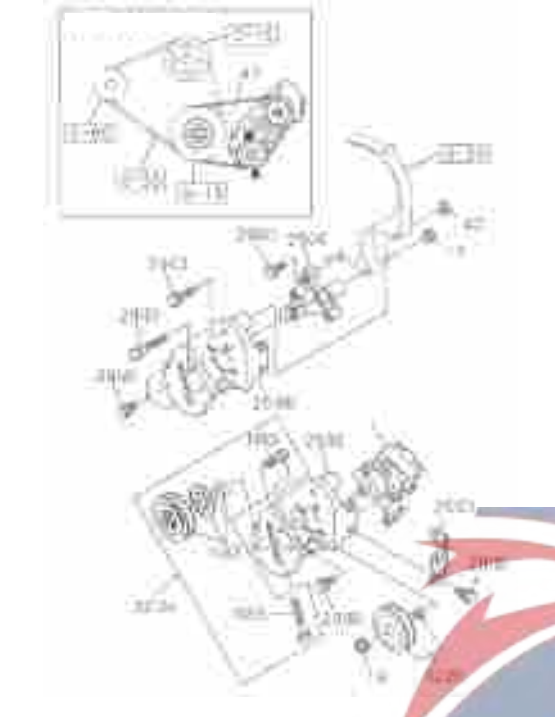
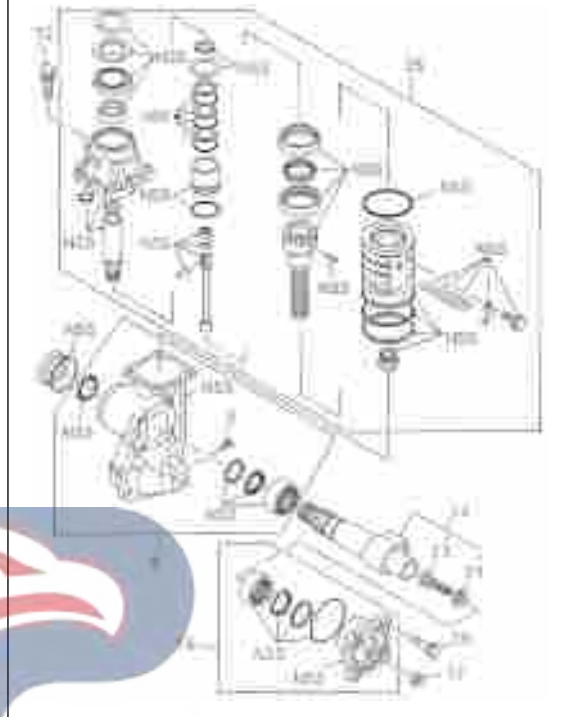


P- 353



P- 354

Table of contents of 4KH1-TC engine

4-36 Figure No.	Connector for power steering pump	Steering gear	4-40 Figure No.
			
P-360		P-363	

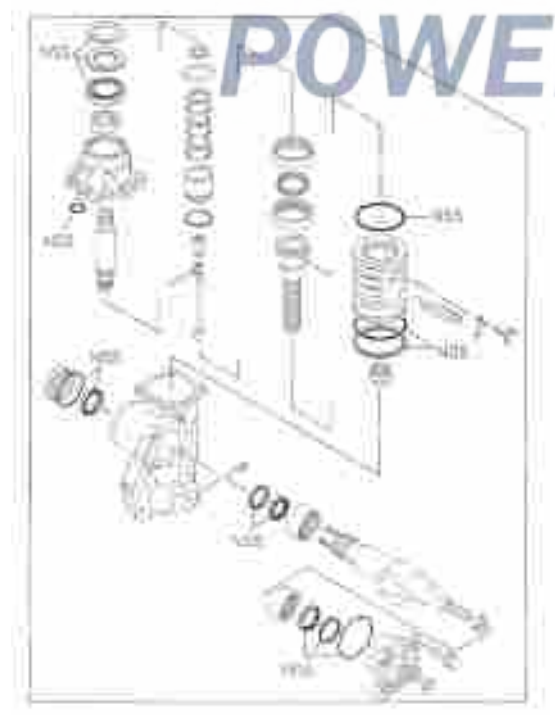
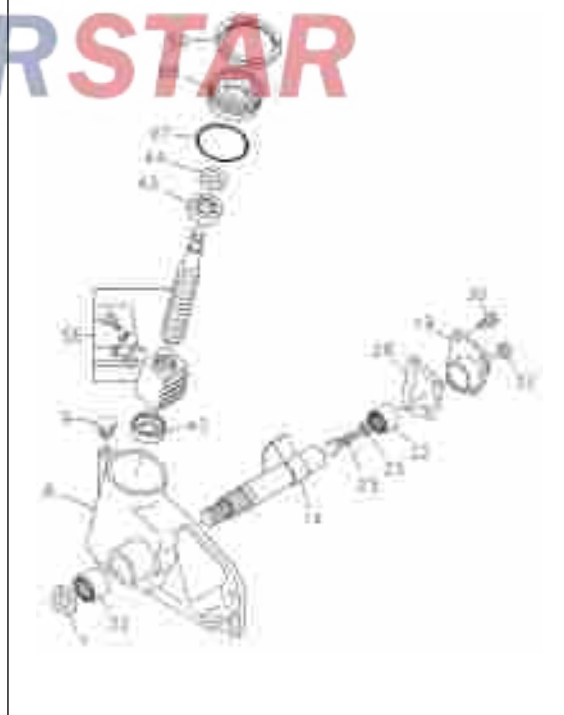
4-40 Figure No.	Steering gear	Steering gear	4-40 Figure No.
			
P-364		P-365	

Table of contents of 4KH1-TC engine

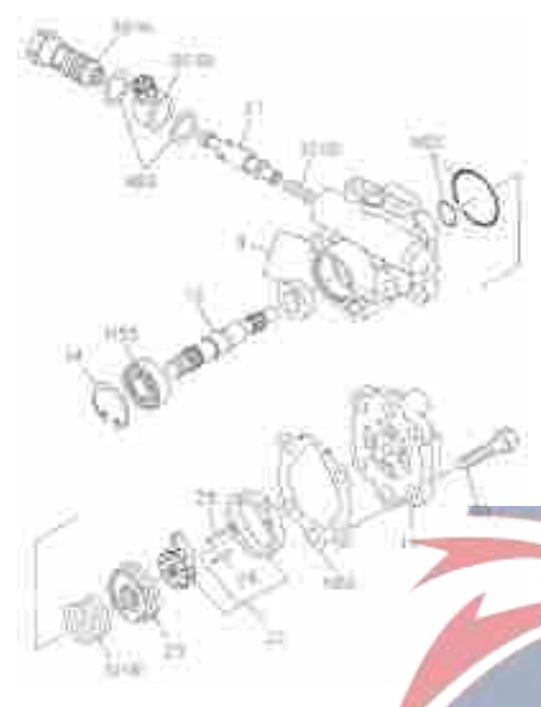
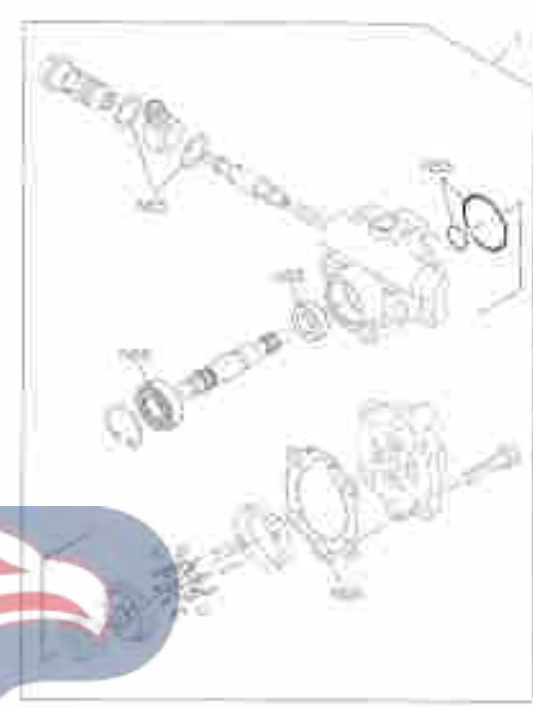
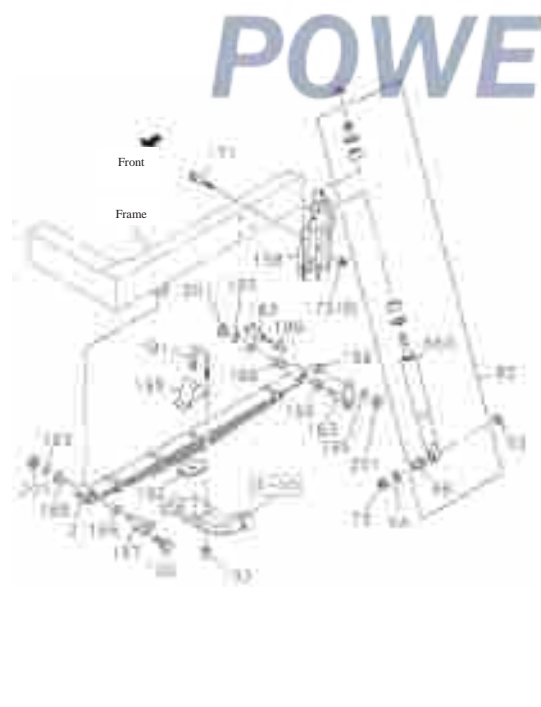

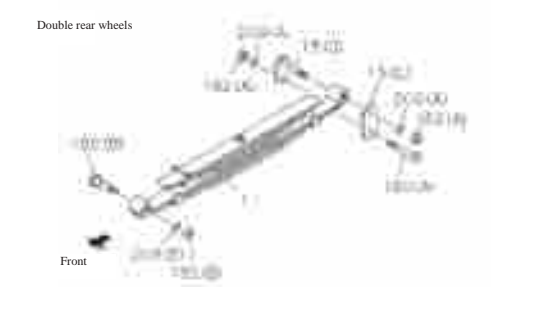
<p>Power steering pump Decomposition body</p>	<p>4-42 Figure No.</p>	<p>4-42 Figure No.</p> <p>Power steering pump Repair kit</p>	
			
<p>P- 369</p>		<p>P- 370</p>	
<p>Front suspension</p>	<p>4-50 Figure No.</p>	<p>Rear suspension</p>	<p>4-60 Figure No.</p>
		<p>Single wheel</p>  <hr/> <p>Double rear wheels</p> 	
<p>P- 373</p>		<p>P- 379</p>	

Table of contents of 4KH1-TC engine

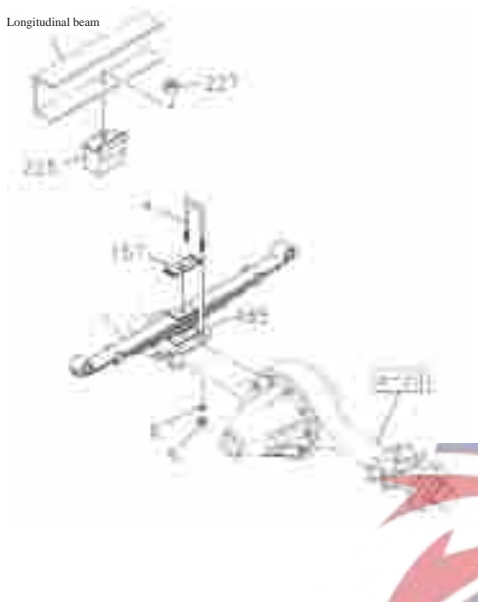
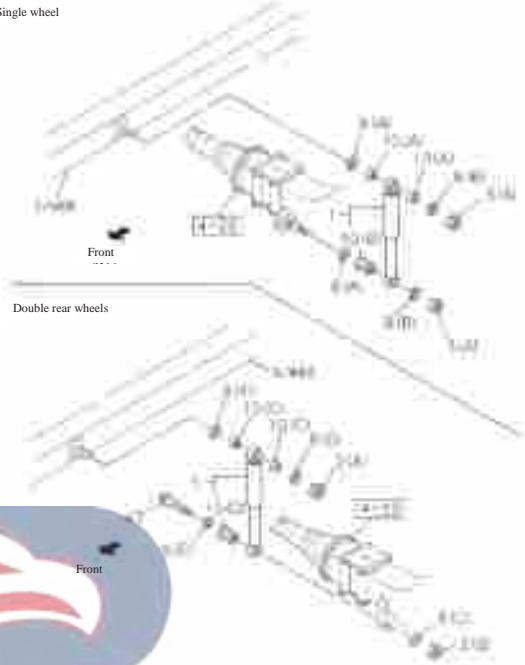
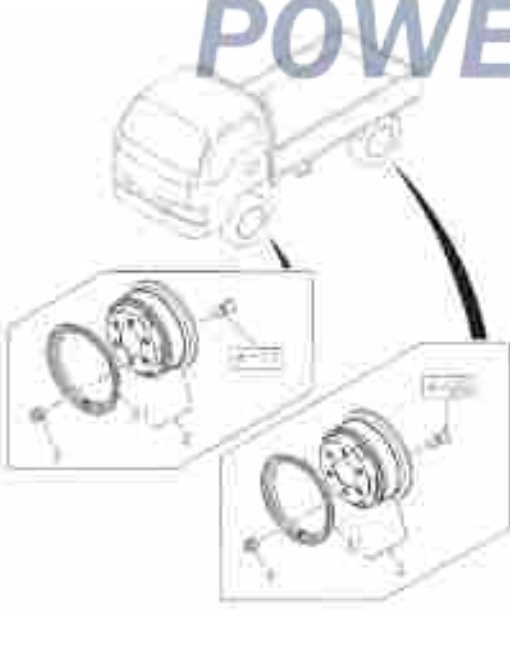
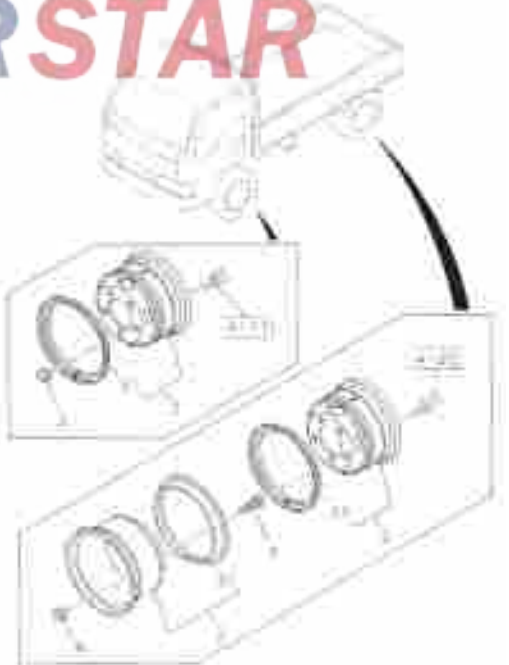
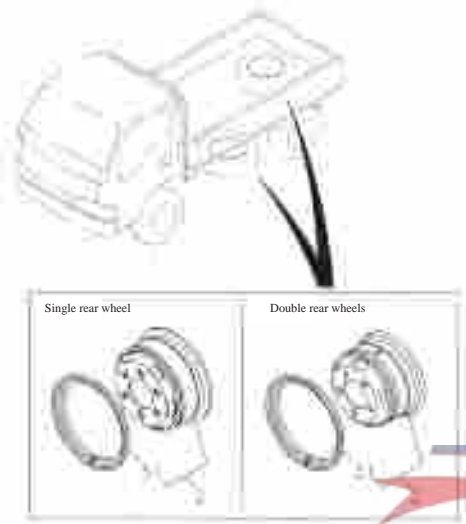
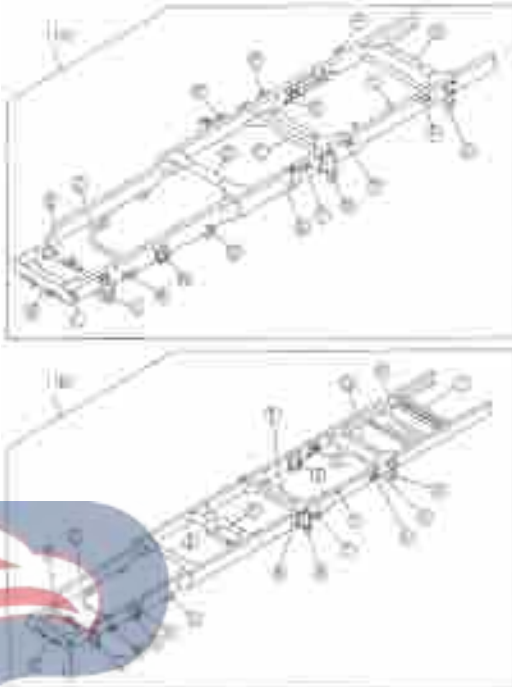


<p>4-60 Figure No.</p>	<p>Rear suspension</p>	<p>4-61 Figure No.</p>	<p>Rear shock absorber</p>
 <p>Longitudinal beam</p>		 <p>Single wheel</p> <p>Double rear wheels</p>	
<p>P- 380</p>		<p>P- 386</p>	
<p>4-80 Figure No.</p>	<p>Wheel Single rear wheel</p>	<p>Wheel Double rear wheels</p>	<p>4-80 Figure No.</p>
			
<p>P- 390</p>		<p>P- 391</p>	

Table of contents of 4KH1-TC engine

<p>4-80 Figure No.</p>	<p>Wheel spare tire</p>	<p>5-01 Figure No.</p>	<p>Car frame and other components Car frame assembly</p>
			
<p>P- 392</p>		<p>P- 396</p>	
<p>Car frame and other components Crossbeam</p>		<p>5-01 Figure No.</p>	<p>5-01 Figure No.</p>
			
<p>P- 397</p>		<p>P- 398</p>	

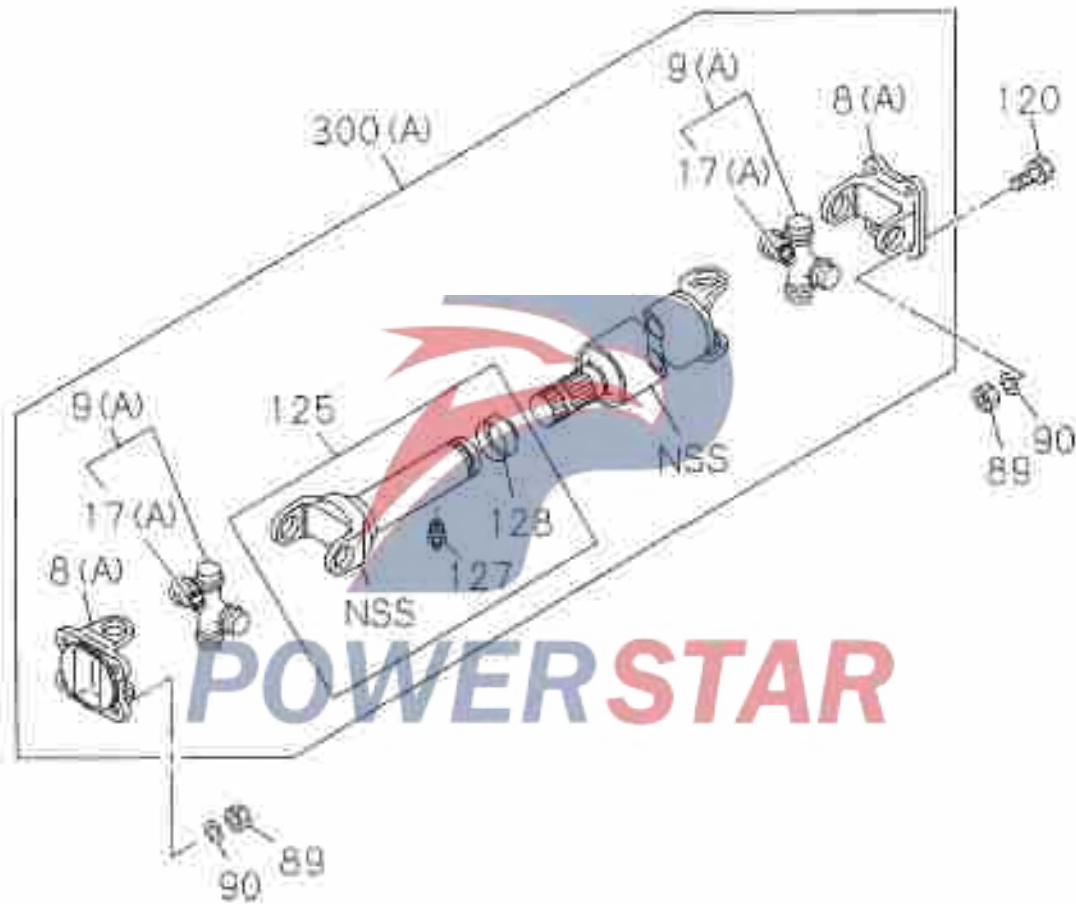


4-01

Drive shaft

Figure No.

Stub axle circuit

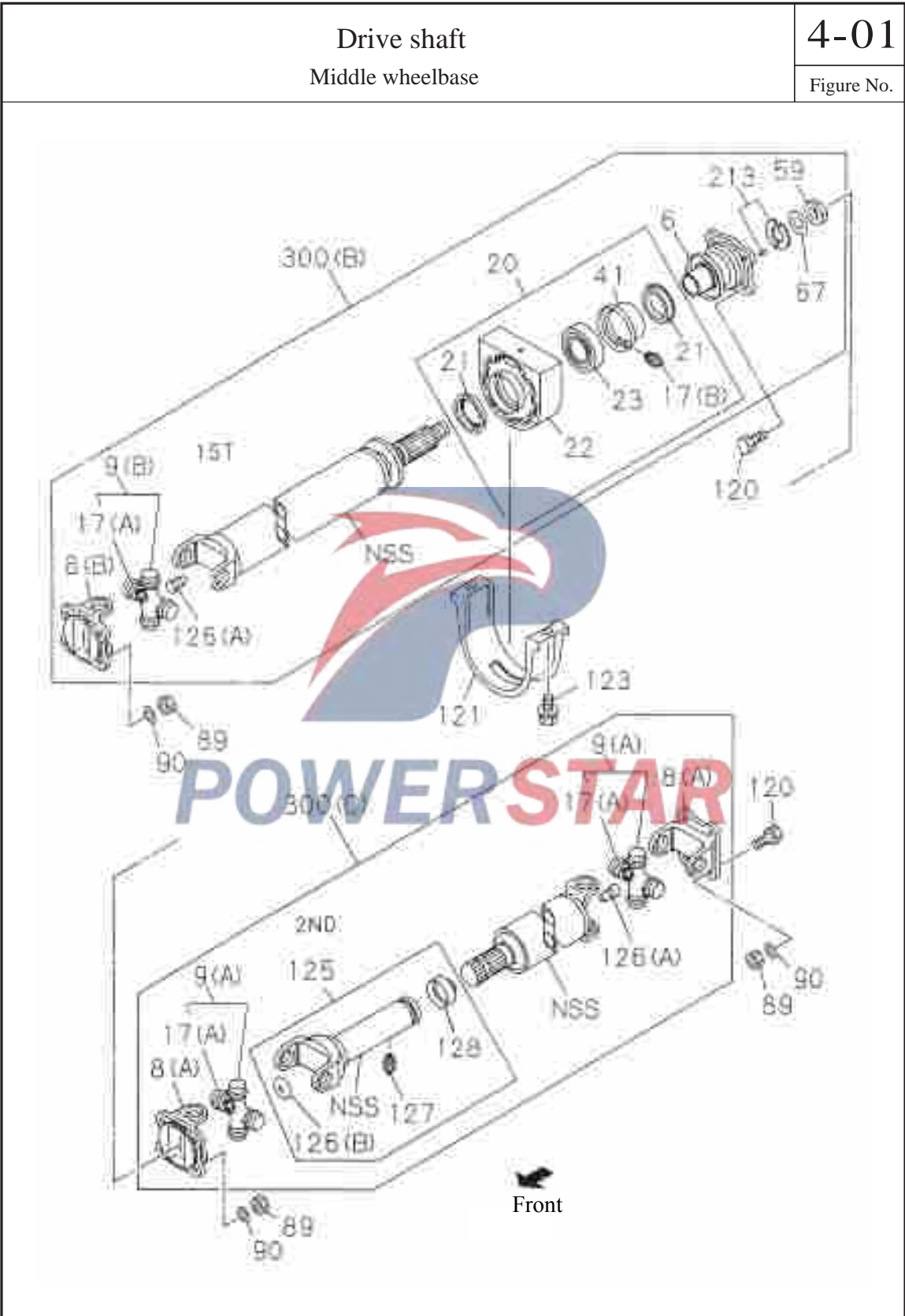


Front

Drive shaft
Middle wheelbase

4-01

Figure No.



4-01		Drive shaft				
Figure No.						
S/N	Recommended specification / name of part					
	Isuzu figure No.	QingLing figure No.	Left/Right	Qty.	Applicable models / applicable status / notes	
A					Wheelbase 2490mm	
					B	Wheelbase 2765mm
					C	Wheelbase 3360mm
					D	Wheelbase 3815mm
6	--- Articulator assembly - drive shaft					
	8-94258-907-1			01	BC	Only for 4JB1 engine
	8-97036-123-0			01	BCD	Only 4KH1 engine
8	--- Universal joint - drive shaft					
	8-97211-116-0			02	ABC	4JB1 engine (A)
	8-97211-116-0			01	BC	4JB1 engine (B)
	8-97322-663-0			02	BCD	4KH1 engine (A)
	8-97322-663-0			01	BCD	4KH1 engine Transmission side (B)
9	--- Cross assembly - drive shaft					
	8-97211-135-0			02	ABC	Only for 4JB1 engine (A)
	8-97211-135-0			01	B	4JB1 engine (B)
	8-97322-749-0			02	B	4KH1 engine (A)
	8-97322-749-0			01	B	4KH1 engine (B)

Drive shaft

4-01

Figure No.

S/N	Recommended specification / name of part				
	Isuzu figure No.	QingLing figure No.	Left/Right	Qty.	Applicable models / applicable status / notes
					A B C D
17	--- Grease nipple - drive shaft				
	9-09031-006-0			02	ABC Only for 4JB1 engine (A)、(B)
	9-09031-210-0			02	BCD Only 4KH1 engine (A)
	9-09031-006-0			0	BCD Only 4KH1 engine (B) M6 straight nozzle
20	--- Bearing assembly- intermediate bracket				
	5-37510-008-0			01	BC Only for 4JB1 engine
	5-37510-007-0			01	BCD Only 4KH1 engine
21	--- O ring - bearing				
	5-09625-063-0			02	BC Only for 4JB1 engine Inside diameter =39
	5-09625-067-0			02	BCD Only 4KH1 engine Inside diameter =49
22	--- Rubber gasket - bearing				
	5-37516-006-1			01	BC Only for 4JB1 engine
	5-37516-005-1			01	BCD Only 4KH1 engine
23	--- Bearing - intermediate bracket				
	5-09800-067-0			01	BC Only for 4JB1 engine Outer diameter =75
	5-09800-068-0			01	BCD Only 4KH1 engine Outer diameter =80

4-01		Drive shaft				
Figure No.						
S/N	Recommended specification / name of part					
	Isuzu figure No.	QingLing figure No.	Left/Right	Qty.	Applicable models / applicable status / notes	
A					Wheelbase 2490mm	
					B	Wheelbase 2765mm
					C	Wheelbase 3360mm
					D	Wheelbase 3815mm
41	--- Dust cover					
	5-37512-005-0			01	BC	4JB1 engine
	5-37512-004-0			01	BCD	4KH1 engine
59	--- Nut					
	9-09841-038-0			01	B	Only for 4JB1 engine Inside diameter =20
	8-97160-857-0			01	D	4KH1 engine M30
	8-97253-126-0			01	BC	Only 4KH1 engine M27 Height =25
67	--- Washer					
	9-09855-214-0			01	BC	Only for 4JB1 engine Inside diameter =20.5 Outer diameter =47 Thickness =1.2
89	--- Nut - connection drive shaft					
	8-94159-009-1	2200012-803		08	A	Only for 4JB1 engine M10
	8-94159-009-1	2200012-803		12	BCD	4KH1 engine
					BC	4JB1 engine M10
90	--- Heavy duty spring washer - connection drive shaft					
	9-09150-610-0	Q40510		08	A	Only for 4JB1 engine Inside diameter =10.2
	9-09150-610-0	Q40510		12	BCD	4KH1 engine
					BC	4JB1 engine Inside diameter =10.2

Drive shaft

4-01

Figure No.

S/N	Recommended specification / name of part					
	Isuzu figure No.	QingLing figure No.	Left/Right	Qty.	Applicable models / applicable status / notes	
					A	B
					Wheelbase 2490mm	
					Wheelbase 2765mm	
					Wheelbase 3360mm	
					Wheelbase 3815mm	
120	--- Bolt - connection drive shaft					
	8-97168-458-1	2200011-803		04	A	Only for 4JB1 engine M10×29
	8-97168-458-1	2200011-803		08	BCD	4KH1 engine
					BC	4JB1 engine M10×29
121	--- Intermediate support hanger					
	8-97035-623-1	2201211-803		01	BCD	4KH1 engine
					BC	4JB1 engine
123	--- Combination bolt - intermediate support installation					
	0-50141-025-0	Q1461025		04	BCD	4KH1 engine
					BC	4JB1 engine M10×25
125	--- Universal joint assembly					
	8-97211-131-0			01	ABC	4JB1 engine Length = 177
	8-97327-979-0			01	BCD	4KH1 engine Length = 183
126	--- Plug - universal joint					
	1-09600-023-0			01	BC	Only 4KH1 engine (A)
	8-94366-900-0			01	D	4KH1 engine (B)

4-01		Drive shaft				
Figure No.						
S/N	Recommended specification / name of part					
	Isuzu figure No.	QingLing figure No.	Left/Right	Qty.	Applicable models / applicable status / notes	
A					Wheelbase 2490mm	
					B	Wheelbase 2765mm
					C	Wheelbase 3360mm
					D	Wheelbase 3815mm
127	--- Grease nipple - slide					
	9-09031-006-0	0301-0302		01	ABCD	M6 straight nozzle
128	--- Dust cover - sliding fork					
	8-97020-597-1	0301-0302		01	A	4JB1 engine
					B	4JB1 engine
	8-97020-597-1			01	ABC	Only for 4JB1 engine
	8-97145-746-0			01	BCD	Only 4KH1 engine
213	--- Locking washer assembly - transmission shaft and coupling					
	9-09855-212-0			01	BC	Only for 4JB1 engine
300	--- Container assembly					
	8-8972116610	2201010-10		01	A	Only for 4JB1 engine (A) Length = 1084
		2201010-35		01	B	Only for 4JB1 engine (B The first section
	8-972116690	2204010-15		01	C	Length = 1084 Only for 4JB1 engine (B The first section
		2204010-861		01	D	Length = 1044 Only 4KH1 engine (B The first section
	8-97073-450-2	2201010-15		01	C	Length = 914 4KH1 engine
					C	4JB1 engine (C Rear part Length = 1059

Drive shaft

4-01

Figure No.

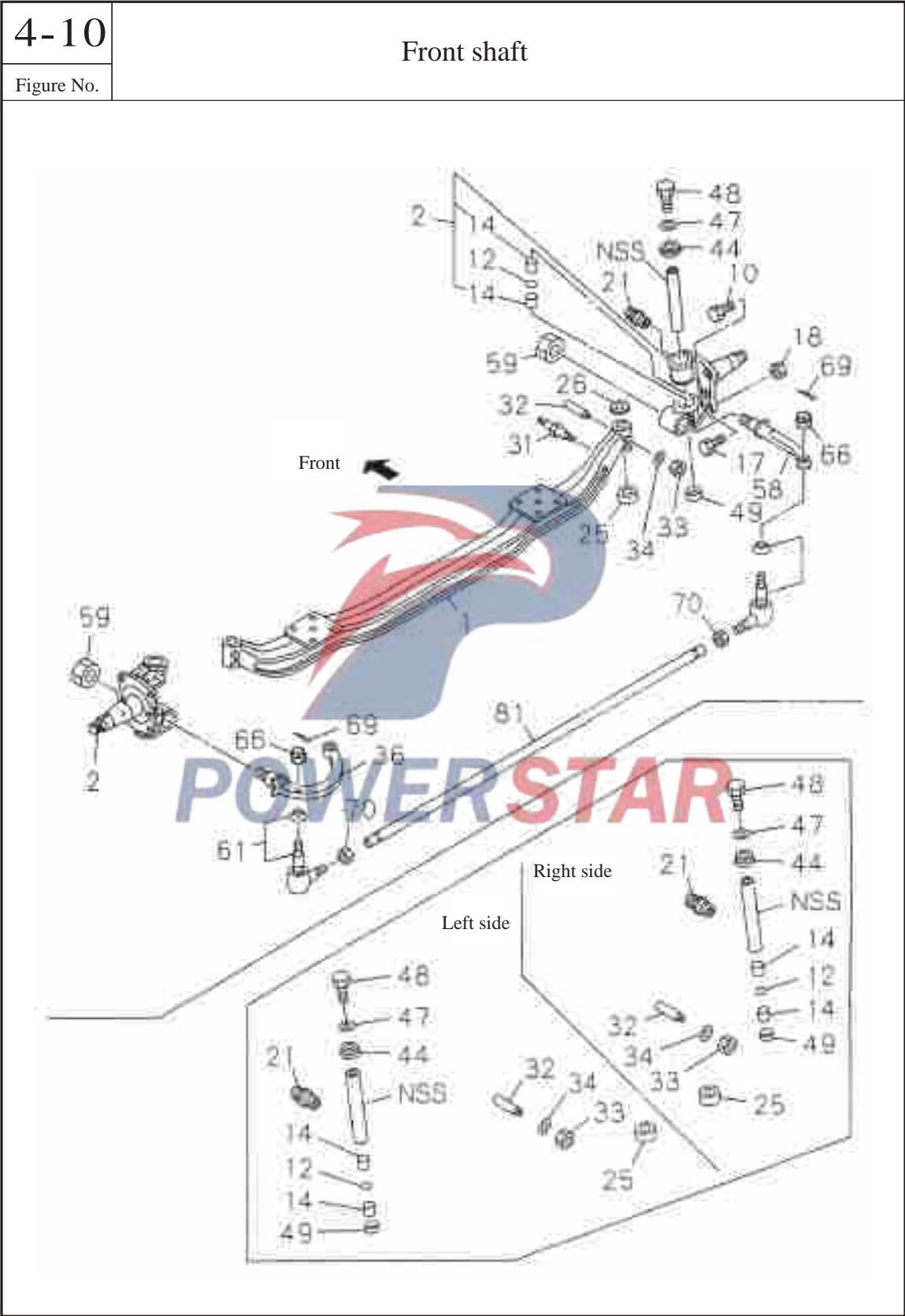
S/N	Recommended specification / name of part				
	Isuzu figure No.	QingLing figure No.	Left/Right	Qty.	Applicable models / applicable status / notes
					A B C D
300	--- Drive shaft assembly				
		2201010-35	01	B B	4KH1 engine 4JB1 Engine only for single cab vehicle model with wheel base of 2765 and payload of 2.2T and the crew cab vehicle model with payload of 1.95T (C Rear part Length = 802
		2201010-38	01	B	4JB1 Engine only for single cab vehicle model with wheel base of 2765 and payload of 1.85T and the crew cab vehicle model with payload of 1.75T (C)
		2201010-861	01	D	4KH1 engine

POWERSTAR

4-10

Front shaft

Figure No.



Front axle						4-10
						Figure No.
S/N	Recommended specification / name of part					
	Isuzu figure No.	QingLing figure No.	Left/Right	Qty.	Applicable models / applicable status / notes	
					A	Wheelbase 2490mm
B	Wheelbase 2765mm					
C	Wheelbase 3360mm					
D	Wheelbase 3815mm					
1	--- Front axle (I beam)					
	8-942463104	3001011-10		01	ABC	Only for 4JB1 engine
		3001011-861		01	BCD	Only 4KH1 engine
2	--- Knuckle assembly					
		3001030I-10	Left	01	ABCD	Only for 4JB1 engine
		3001040I-10	Right	01	ABCD	Only for 4JB1 engine
10	--- Plug screw - steering knuckle					
		3001044-10		01	ABCD	
12	--- O ring					
	9-09561-230-0	3001032-10		02	ABCD	
14	--- Bushing					
	8-94107-672-2	3001033-10		04	ABCD	
17	--- Bolt - knuckle limit					
	5-09000-208-1	3001061-10		03	ABCD	M12× 24
18	--- Thin nut - knuckle limit					
	9-99111-512-0	Q351B12T		03	ABCD	M12
21	--- Grease nipple assembly					
	9-09031-006-0	Gb1152		04	ABCD	M6 straight nozzle

4-10		Front axle				
Figure No.						
S/N	Recommended specification / name of part					
	Isuzu figure No.	QingLing figure No.	Left/Right	Qty.	Applicable models / applicable status / notes	
A					B	C
					Wheelbase 2490mm	
					Wheelbase 2765mm	
					Wheelbase 3360mm	
					Wheelbase 3815mm	
25	--- Thrust bearings					
	8-942488831	3001070-10	Left	01	ABCD	
	8-942488831	3001070-10	Right	01	ABCD	
26	--- Adjusting shim - steering knuckle					
	8-94162-574-0	3001081-10		As required	ABCD Thickness =0.50	
	8-94162-575-0	3001082-10		As required	ABCD Thickness =0.55	
	8-94162-576-0	3001083-10		As required	ABCD Thickness =0.60	
	8-94162-577-0	3001084-10		As required	ABCD Thickness =0.65	
	8-94174-352-0	3001085-10		As required	ABCD Thickness =0.70	
	8-94174-354-0	3001086-10		As required	ABCD Thickness =0.80	
	8-94174-356-0	3001087-10		As required	ABCD Thickness =0.90	
31	--- Stud					
	8-97141-944-0			02	ABCD	
32	--- Wedge bolt - master pin of steering knuckle					
	8-97141-945-1	3001091-10		02	ABCD	
33	--- Nut - wedge bolt					
	9-09110-410-0	Q341C10		02	ABCD M10	

Front axle

4-10

Figure No.

S/N	Recommended specification / name of part				
	Isuzu figure No.	QingLing figure No.	Left/Right	Qty.	Applicable models / applicable status / notes
					A B C D
34	--- Spring washer - wedge bolt				
	9-09150-510-0	Q40310		02	ABCD Inside diameter =10.2
36	--- Knuckle elbow				
		S3003063-10	Left	01	ABC Only for 4JB1 engine
		S3003063-861	Left	01	BCD Only 4KH1 engine
44	--- O-ring				
	9-095612300	3001032-10		02	ABCD Outer diameter=36
47	--- Upper dust cover assembly - master pin of steering knuckle				
	8-942486750	3001090-10		02	ABCD Inside diameter =10
48	--- Bolt - upper dust cover				
	0-20801-016-0	Q151C1016		02	ABCD M10× 16
49	--- Dust cover- knuckle elbow				
	8-97261-587-0			02	ABCD
58	--- Steering knuckle arm				
		S3003062-10	Right	01	ABCD
59	--- Nut - steering knuckle (curved) arm and steering knuckle				
	8-94247-724-0	3003061-10		02	ABCD
61	--- Ball pin - tie rod				
	8-97142-101-1		Left	01	ABCD
	8-97142-100-1		Right	01	ABCD

4-10		Front axle				
Figure No.						
S/N	Recommended specification / name of part					
	Isuzu figure No.	QingLing figure No.	Left/Right	Qty.	Applicable models / applicable status / notes	
A					B	C
					Wheelbase 2490mm	
					Wheelbase 2765mm	
					Wheelbase 3360mm	
					Wheelbase 3815mm	
66	---Nut - straight rod to the curved arm (arm)					
	9-99116-516-0	3003051-10		02	ABCD M16	
69	---Cotter -straight rod to the curved arm (arm)					
	9-08114-020-0	Q5004036		02	ABCD Length = 20	
70	---Nut - rod					
	8-94254-726-0		Left	01	ABCD M20	
	9-99111-420-0		Right	01	ABCD M20	
81	---Tie rod					
		S3003010-10		01	ABC Only for 4JB1 engine	
		S3003010-861		01	BCD Only 4KH1 engine	